

ANNUAL SCIENTIFIC MEETING & POSTGRADUATE COURSE

PENNSYLVANIA CONVENTION CENTER
PHILADELPHIA • PENNSYLVANIA

PRELIMINARY PROGRAM

ACG  2024

OCTOBER 25-30, 2024 | PHILADELPHIA, PA

REGISTER TODAY: [ACGMEETINGS.GI.ORG](https://www.acgmeetings.gi.org)

Join THE GLOBAL GI COMMUNITY AT

ACG 2024

TABLE OF CONTENTS

Message from the ACG President.....1

General Information

Schedule-at-a-Glance.....	2
Registration Fees.....	4
General Information.....	6
ACG Health and Wellness Opportunities.....	7
Housing and Travel Information.....	8
Explore Philly /ACG Auxiliary Events and Tours.....	10
The ACG 2024 Conference Platform.....	11
Special Events & Receptions.....	12
GI Fellows-in-Training Events.....	13
Featured Lectures.....	14
Endoscopy School Hands-On Workshop Center.....	16

Educational Programs

Friday Courses:

- GI Pathology and Imaging Course..... 17
- What's New in GI Pharmacology Course..... 18
- Practice Management Summit 2024..... 19
- Women's Initiative For Success And Elevation In Gastroenterology Leadership Course..... 20
- ACG Guide To The Guidelines Course..... 21
- ASGE Endoscopy Course at ACG..... 22

Annual Postgraduate Course.....	24
Annual Postgraduate Course Faculty Listing.....	29
Annual Scientific Meeting.....	30
“GI Ignite - Meet the Experts” Breakfast Sessions / Annual Scientific Meeting Bonus Sessions.....	40
Annual Scientific Meeting Faculty Listing.....	44

Poster Presentations

Poster Presentation Times.....	47
Sunday, October 27, Posters P0001 - P1710.....	48
Monday, October 28, Posters P1711 - P3423.....	85
Tuesday, October 29, Posters P3424 - P5138.....	122

Exhibit Hall.....	160
--------------------------	------------



JOIN YOUR COLLEAGUES IN **PHILADELPHIA** FOR ACG 2024

The Premier GI Clinical Event of the Year!

Dear Colleagues:

I am very excited to tell you about our upcoming Annual Meeting. You are invited to gather with colleagues at ACG 2024, the American College of Gastroenterology's Annual Scientific Meeting and Postgraduate Course - an experience focused on the hottest topics in clinical GI, hepatology, and endoscopy!

Navigating the meeting is always easy with an accessible schedule of didactic sessions, clinical symposia, featured lectures, and hands-on endoscopy providing practical updates that you can take home and implement immediately with your patients. Network and engage with your colleagues while immersing yourself in excellent clinical research and educational updates.

Don't miss the chance to join me in Philadelphia, Pennsylvania - the City of Brotherly Love - at the Pennsylvania Convention Center for postgraduate courses and scientific plenary sessions with a focus on the educational needs and priorities of clinical GI practitioners. Connect with colleagues, engage with faculty, and experience the energy and excitement that only live meetings provide.

Internationally known faculty and rising stars in the fields of gastroenterology, hepatology, and endoscopy will deliver the latest clinical updates on common and not-so-common GI disorders, interact with attendees, address questions, and engage in lively debates.

Can't make it to Philadelphia for some or all of the meeting? ACG has you covered with convenient virtual or on-demand options for all courses. Access to recorded sessions and on-demand lectures will be available in the ACG Conference Platform until March 31, 2025.

ACG 2024 delivers many benefits to attendees:

- Networking events to connect with old colleagues and make new friends
- Accessible scheduling of educational sessions that provide ways to enhance patient care and improve practice efficiency
- CME credits and MOC points for all courses
- Access to all sessions on-demand so both in-person and virtual attendees will not miss a minute of programming
- Plenary presentations and thousands of posters showcasing high impact clinical research
- An exhibit hall displaying the latest advances in technology and therapeutics
- FREE Endoscopy School Hands-On Workshop Center to learn about new tools and techniques

The ACG Annual Scientific Meeting is the ONLY major GI meeting that is still offered as a member benefit at no extra charge, thanks to the support of our exhibitors and sponsors. ACG members also receive discounted registration rates for the Postgraduate Course and Friday courses. Without the support of our sponsors and exhibitors, the meeting in its current form would not be possible. Exhibitor participation also gives you the opportunity to learn the latest information about their products without disrupting your busy work schedule. I encourage every attendee to visit the Exhibit Hall while at ACG 2024, take advantage of all that you can see and learn, and express your appreciation to exhibitors for their participation at the meeting.

Join me in Philadelphia—from October 25th through the 30th, to connect with colleagues and friends while enjoying unparalleled clinical education. Take a moment to register today. I look forward to seeing you there!



Jonathan A. Leighton, MD, FACP, ACG President



SCHEDULE

🕒 All events are in the Eastern Time (ET).

AT-A-GLANCE

📍 All ACG scheduled events will take place at the Pennsylvania Convention Center in Philadelphia.

FRIDAY, OCTOBER 25	
6:00 am - 6:00 pm	Registration Broad Street Atrium
6:30 am - 7:30 am	Continental Breakfast for Friday Course Attendees Terrace Ballroom Lobby
7:00 am - 12:30 pm	GI Pathology and Imaging Course Terrace Ballroom 2-3
7:55 am - 4:45 pm	ASGE Endoscopy Course Terrace Ballroom 1
1:30 pm - 6:30 pm	Practice Management Summit Room 120AB
1:45 pm - 5:20 pm	What's New in GI Pharmacology Course Terrace Ballroom 2-3
1:45 pm - 6:30 pm	WISE GI Leadership Course Room 119B
5:30 pm - 7:00 pm	Advanced Practice Providers Reception Room 122A
5:45 pm - 9:00 pm	Trainees' Workshop: Navigating, Networking, and Negotiating Your First Job Room 121A - <i>Pre-registration required</i>
6:45 pm - 9:30 pm	ACG Guide to the Guidelines Course Room TBD
SATURDAY, OCTOBER 26	
6:45 am	#DiversityinGI Fun Run Location TBD
7:00 am - 5:00 pm	Registration Broad Street Atrium
7:00 am - 7:55 am	Continental Breakfast for Postgraduate Course Attendees Terrace Ballroom Lobby
7:55 am - 5:00 pm	Postgraduate Course Terrace Ballroom
10:00 am - 10:30 am	David Sun Lecture Terrace Ballroom
12:20 pm - 1:35 pm	APP Luncheon: Digesting Success: Crafting Your Advanced Practice Provider Professional Journey in Gastroenterology Room 116 - <i>Pre-registration required (see page 23)</i>
12:20 pm - 1:35 pm	Career Opportunities for Women in GI Luncheon Room 117 - <i>Pre-registration required</i>
12:20 pm - 1:35 pm	Optional Learning Luncheons <i>Separate Registration for the Postgraduate Course</i> <i>Optional Learning Luncheon Bonus Sessions Required</i>
5:15 pm - 7:00 pm	GI Jeopardy Competition Room 120AB

SUNDAY, OCTOBER 27	
6:00 am - 7:00 am	ACG Yoga Session Room 109
6:45 am	#DiversityinGI Fun Run Location TBD
7:00 am - 6:30 pm	Registration Broad Street Atrium
7:00 am - 7:55 am	Continental Breakfast for Postgraduate Course Attendees Terrace Ballroom Lobby
7:55 am - 5:00 pm	Postgraduate Course Terrace Ballroom
12:20 pm - 1:35 pm	Trainees Luncheon: Scoping Out Your Future: From Fellow to Frontline Room 116 - <i>Pre-registration required</i>
12:20 pm - 1:35 pm	DEI Luncheon: A Time to Shine: Underrepresented in Medicine (URIM) Inaugural Luncheon Room 115C - <i>Pre-registration required (see page 23)</i>
12:20 pm - 1:35 pm	Optional Learning Luncheons <i>Separate Registration for the Postgraduate Course</i> <i>Optional Learning Luncheon Bonus Sessions Required</i>
3:00 pm - 7:00 pm	Exhibit Hall Open Exhibit Hall E
3:30 pm - 7:00 pm	Scientific Poster Sessions Exhibit Hall E
3:45 pm - 7:00 pm	Endoscopy School Hands-On Workshop Center Exhibit Hall E
5:15 pm - 6:30 pm	Scientific Poster Authors Present / Poster Rounds With the Experts Exhibit Hall E
5:15 pm - 6:00 pm	Exhibitor Product Theater Exhibit Hall E
5:15 pm - 7:00 pm	Exhibit Hall Opening Welcome Reception Exhibit Hall E
5:30 pm - 6:15 pm	Celebrating Diversity in ACG Reception Room 119B
5:30 pm - 7:00 pm	International Attendee Reception Room 119A
5:30 pm - 7:00 pm	EndoTitans Hands-On Challenge Exhibit Hall E
6:15 pm - 7:00 pm	Exhibitor Product Theater Exhibit Hall E
7:00 pm - 9:00 pm	ACG LGBTQ+ Pride Night Reception Room TBD (see page 12)
7:00 pm - 9:00 pm	Healio Disruptive Innovators Awards The Notary Hotel - Grand Ballroom

MONDAY, OCTOBER 28

6:30 am - 5:00 pm	Registration Broad Street Atrium
6:45 am	#DiversityinGI Fun Run Location TBD
6:45 am - 7:45 am	International Breakfast Session - Global Perspectives in GI & Hepatology Room 115C (see page 23)
6:45 am - 7:45 am	"GI-Ignite - Meet the Experts" Breakfast Sessions (Annual Meeting Bonus Sessions A-E) Rooms 120A, 120B, 121A, 121B, 121C (5 sessions)
7:45 am - 9:30 am	Endoscopy School Hands-On Workshop Center - GI Fellows-Only Sessions Exhibit Hall E
7:50 am - 6:00 pm	Annual Scientific Meeting Terrace Ballroom
8:00 am - 9:00 am	Presidential Plenary Session 1 Terrace Ballroom 2-3
9:00 am - 9:30 am	Presidential Address Terrace Ballroom 2-3
9:30 am - 10:30 am	Presidential Plenary Session 2 Terrace Ballroom 2-3
10:00 am - 4:45 pm	Exhibit Hall Open Exhibit Hall E
10:15 am - 4:45 pm	Endoscopy School Hands-On Workshop Center Exhibit Hall E
10:30 am - 11:15 am	Exhibitor Product Theater Exhibit Hall E
10:30 am - 11:30 am	Break - Visit the Exhibit Hall and Browse Posters Exhibit Hall E
10:30 am - 11:30 am	Residents Session - Navigating the GI Match - Tips and Tricks for Applicants Room 119AB
10:30 am - 4:15 pm	Scientific Poster Sessions Exhibit Hall E
11:30 am - 12:00 pm	Exhibitor Product Theater Exhibit Hall E
11:30 am - 12:45 pm	Simultaneous Symposia Session 1 Terrace Ballrooms
12:15 pm - 12:45 pm	Exhibitor Product Theater Exhibit Hall E
12:45 pm - 2:15 pm	ACG-FDA Related Matters and Innovation & Technology Joint Symposium: Health Technology and the Future of Gastroenterology Practice Room 119AB
1:00 pm - 1:30 pm	Exhibitor Product Theater Exhibit Hall E
1:00 pm - 2:00 pm	GIQuIC Luncheon - Defining and Transforming Quality in GI Room 121A - <i>Pre-registration required (see page 12)</i>
1:00 pm - 2:15 pm	Scientific Poster Authors Present / Poster Rounds With the Experts Exhibit Hall E
1:45 pm - 2:15 pm	Exhibitor Product Theater Exhibit Hall E
2:15 pm - 3:00 pm	Simultaneous Plenary Session 1 Terrace Ballrooms
2:30 pm - 3:00 pm	Exhibitor Product Theater Exhibit Hall E
3:05 pm - 3:35 pm	The American Journal of Gastroenterology Lecture Terrace Ballroom 2-3
3:35 pm - 4:45 pm	Break - Visit the Exhibit Hall and Browse Posters Exhibit Hall E
3:45 pm - 4:30 pm	Exhibitor Product Theater Exhibit Hall E
3:45 pm - 4:45 pm	How to Get Published: ACG Journal Editors' Roundtable Room 119AB
4:45 pm - 6:00 pm	Simultaneous Symposia Session 2 Terrace Ballroom
5:00 pm - 6:00 pm	SCOPY Awards & #ACG2024 #IRL In Real Life Social Media Meetup Reception Room 121BC
6:00 pm - 6:30 pm	ACG Annual Business Meeting Terrace Ballroom 2-3

TUESDAY, OCTOBER 29

6:45 am	#DiversityinGI Fun Run Location TBD
7:00 am - 5:00 pm	Registration Broad Street Atrium
7:15 am - 8:15 am	"GI Ignite - Meet the Experts" Breakfast Sessions (Annual Meeting Bonus Sessions F-J) Rooms 120A, 120B, 121A, 121B, 121C (5 sessions)
8:30 am - 6:25 pm	Annual Scientific Meeting Terrace Ballroom
8:30 am - 10:00 am	Simultaneous Plenary Session 2 Terrace Ballrooms
10:00 am - 4:30 pm	Exhibit Hall Open Exhibit Hall E
10:05 am - 10:35 am	J. Edward Berk Distinguished Lecture Terrace Ballroom 2-3
10:05 am - 4:30 pm	Endoscopy School Hands-On Workshop Center Exhibit Hall E
10:30 am - 4:00 pm	Scientific Poster Sessions Exhibit Hall E
10:35 am - 11:30 am	Break - Visit the Exhibit Hall and Browse Posters Exhibit Hall E
10:35 am - 11:30 am	Exhibitor Product Theater Exhibit Hall E
11:30 am - 12:45 pm	Simultaneous Symposia Session 3 Terrace Ballrooms
11:45 am - 12:15 pm	Exhibitor Product Theater Exhibit Hall E
12:30 pm - 1:00 pm	Exhibitor Product Theater Exhibit Hall E
1:00 pm - 2:15 pm	Scientific Poster Authors Present / Poster Rounds With the Experts Exhibit Hall E
1:15 pm - 1:45 pm	Exhibitor Product Theater Exhibit Hall E
2:00 pm - 2:30 pm	Exhibitor Product Theater Exhibit Hall E
2:15 pm - 3:45 pm	Simultaneous Plenary Session 3 Terrace Ballrooms
2:45 pm - 3:15 pm	Exhibitor Product Theater Exhibit Hall E
3:45 pm - 4:30 pm	Break - Visit the Exhibit Hall and Browse Posters Exhibit Hall E
4:30 pm - 5:00 pm	Emily Couric Memorial Lecture Terrace Ballroom 2-3
5:10 pm - 6:25 pm	Simultaneous Symposia Session 4 Terrace Ballrooms

WEDNESDAY, OCTOBER 30

8:15 am - 11:30 am	Registration Broad Street Atrium
8:30 am - 12:15 pm	Annual Scientific Meeting Terrace Ballrooms
8:30 am - 10:15 am	Simultaneous Plenary Session 4 Terrace Ballrooms
10:20 am - 10:50 am	David Y. Graham Lecture Terrace Ballroom 2-3
11:00 am - 12:15 pm	Simultaneous Symposia Session 5 Terrace Ballrooms

REGISTRATION FEES



REGISTRATION CANCELLATION POLICY: Written notice of cancellation and requests for refunds must be sent to registration@gi.org by Wednesday, October 2. After this date, no refunds will be possible. Registration cancellations are not accepted by telephone. There will be a \$50 administrative fee assessed for cancellation of paid events. Refunds will be issued after the meeting.

ACG is offering flexible registration options for this year's hybrid conference. Registrants can choose to attend in-person in Philadelphia, participate virtually, or select a combination of both. Pricing is the same for all courses, whether selecting in-person or virtual registration.

Both in-person and virtual registration includes access to presentation handouts, slides, and recorded on-demand content (based on course registration) on the ACG 2024 Conference Platform until **March 31, 2025**. Virtual registrants will use the Conference Platform to watch the livestreamed sessions during the conference dates. (Note: On-demand recordings and presentation slides from the ASGE Endoscopy Course will only be available via ASGE's GI Leap.)

BUNDLE AND SAVE! Register for two or more paid courses and receive a 10% discount on your registration fees. The Postgraduate Course and Annual Meeting Bonus Sessions do not count towards the bundle discount.

ACG MEMBER REGISTRATION FEES - All prices are in USD

Course	Physician Member	Resident/Trainee/ Candidate Member	Advanced Practice Provider/ Associate Member
GI Pathology and Imaging Course	\$230	\$200	\$200
What's New in GI Pharmacology Course	\$230	\$200	\$200
Practice Management Summit	\$270	\$80	\$200
Women's Initiative for Success and Elevation in Gastroenterology Leadership Course	\$230	\$200	\$200
ACG Guide to the Guidelines Course	\$270	\$200	\$200
ASGE Endoscopy Course	\$390	\$200	\$200
Postgraduate Course	\$550	\$0	\$280
*Postgraduate Course Optional Learning Luncheon Bonus Sessions	\$150	\$150	\$150
Annual Scientific Meeting	\$0	\$0	\$0
Annual Scientific Meeting Bonus Sessions (virtual only)	\$100	\$100	\$100
**ACG Virtual Access Pass (virtual only)	\$1,224	\$584	\$904
***ACG Virtual Access Pass + ASGE (virtual only)	\$1,536	\$744	\$1,064

ACG NON-MEMBER REGISTRATION FEES - All prices are in USD

Course	Non-Member Physician/ Exhibitor/Guest/ PharmD/PhD	Non-Member Resident/ Trainee/Student	Non-Member NP/ PA/ Allied Health/ Practice Manager
GI Pathology and Imaging Course	\$280	\$250	\$250
What's New in GI Pharmacology Course	\$280	\$250	\$250
Practice Management Summit	\$320	\$250	\$250
Women's Initiative for Success and Elevation in Gastroenterology Leadership Course	\$280	\$250	\$250
ACG Guide to the Guidelines Course	\$320	\$250	\$250
ASGE Endoscopy Course	\$490	\$250	\$250
Postgraduate Course	\$670	\$280	\$400
*Postgraduate Course Optional Learning Luncheon Bonus Sessions	\$150	\$150	\$150
Annual Scientific Meeting	\$550	\$50	\$280
Annual Scientific Meeting Bonus Sessions (virtual only)	\$100	\$100	\$100
**ACG Virtual Access Pass (virtual only)	\$1,880	\$1,064	\$1,344
***ACG Virtual Access Pass + ASGE (virtual only)	\$2,272	\$1,264	\$1,544

*You must register for the Postgraduate Course in order to purchase the optional Learning Luncheon Bonus Sessions package. In-person attendees will have the ability to select one in-person luncheon to attend per day (Saturday and Sunday), as well as access to all 24 learning luncheon bonus session pre-recorded lectures through the ACG 2024 Conference Platform. Virtual attendees will have on-demand access to all 24 learning luncheon bonus sessions through the ACG 2024 Conference Platform.

**The ACG Virtual Access Pass will be offered as a virtual-only option for registrants who are unable to join us in-person in Philadelphia. The ACG Virtual Access Pass includes virtual access to the following courses: GI Pathology and Imaging Course, What's New in GI Pharmacology Course, Practice Management Summit, Postgraduate Course, Postgraduate Course Optional Learning Luncheon Bonus Sessions, Annual Scientific Meeting, and the Annual Scientific Meeting Bonus Sessions. Please note, the ACG Guide to the Guidelines Course and the WISE GI Leadership Course are not included in the ACG Virtual Access Pass.

***The ACG Virtual Access Pass + ASGE includes all courses offered in the ACG Virtual Access Pass with the addition of the ASGE Endoscopy Course. Please note, the ACG Guide to the Guidelines Course and the WISE GI Leadership Course are not included in the ACG Virtual Access Pass + ASGE.

 visit acgmeetings.gi.org for details.

GENERAL INFORMATION

RECOMMENDATIONS FOR COVID-19 AND OTHER INFECTIOUS DISEASES

The American College of Gastroenterology endorses evidence-based public health measures designed to prevent and minimize the spread of infectious diseases. To support safely and responsibly convening at ACG's educational programs, the College strongly encourages all in-person attendees at its meetings to follow national and local public health recommendations. While the College has convened meetings safely in the current environment, ACG cannot guarantee that an attendee will not be exposed to infectious diseases. Anyone experiencing symptoms should refrain from in-person attendance and instead participate in those programs available through virtual access. ACG will continue to monitor the situation and make necessary and appropriate adjustments.

REGISTRATION IS NOW OPEN

Registration for ACG 2024 is available online only through the meeting's secure website, acgmeetings.gi.org.

Registration will remain open until Tuesday, December 31, 2024, and you can continue to register for virtual access to the ACG 2024 Conference Platform through that date. All registrants will have access to the Conference Platform until March 31, 2025. For questions regarding registration, contact Meeting Services at registration@gi.org or 301-263-9000.

ON-SITE REGISTRATION

You may register on-site at the ACG 2024 Registration Desk at the Pennsylvania Convention Center, in the Broad Street Lobby, beginning at 6:00 am on Friday, October 25. Some sessions have limited space available so pre-registration is strongly recommended.

CANCELLATION

Written notice of cancellation and requests for refunds must be sent to registration@gi.org by Wednesday, **October 2**. After this date, no refunds will be possible. Registration cancellations are not accepted by telephone. **There will be a \$50 administrative fee assessed for cancellation of paid events.** Refunds will be issued after the meeting.

MEETING MATERIALS

Meeting materials for registrants attending in-person in Philadelphia, such as attendee badges and bags, will be available for pick-up on-site at the ACG 2024 Registration Desk beginning on Friday, October 25.

Both in-person and virtual registrations include access to presentation handouts, slides, and on-demand content (based on course registration) on the ACG 2024 Conference Platform until March 31, 2025. Virtual registrants will use the Conference Platform to watch the live streamed sessions during the conference dates. Handouts and slides will remain available on the ACG mobile app after March 2025.

EXHIBIT HALL

The science and technology of medicine is ever-changing and advancing the practice of gastroenterology. The ACG 2024 Exhibit Hall will showcase these latest advances in technology and therapeutics where more than 170 companies will display and demonstrate their products and services. Companies that exhibit include pharmaceutical manufacturers, medical instrument suppliers, research companies, technology companies, publishers, non-profit organizations, recruiters, and more.

THE ACG STORE

Visit the ACG Store in the Ballroom Foyer of the Pennsylvania Convention Center while at the meeting to purchase promotional items.

Friday, October 25 - Tuesday, October 29 from 8:00 am - 5:00 pm

ABOUT ACG

The American College of Gastroenterology is a recognized leader in educating GI professionals and the general public about digestive disorders. Our mission is to advance world-class care for patients with gastrointestinal disorders through excellence, innovation, and advocacy in the areas of scientific investigation, education, prevention, and treatment. Learn more about ACG: gi.org.

ACCOMMODATIONS

Rooms have been blocked at eleven hotels in close proximity to the Pennsylvania Convention Center. The Philadelphia Marriott Downtown, located at 1201 Market Street, will be the official ACG headquarters hotel. Book your room now through the official housing website. See page 8 for more information.

AMERICANS WITH DISABILITIES ACT (ADA)

Participants for ACG 2024 who need additional reasonable accommodations or have special needs should contact the ACG office no later than **October 2, 2024**, at registration@gi.org.

LIVESTREAMING AND RECORDED SESSIONS

Starting Friday, October 25, sessions will be livestreamed from Philadelphia each day, and broadcast in Eastern Time on the Conference Platform website. With the exception of the Practice Management Summit, ACG Guide to the Guidelines Course, and WISE GI Leadership Course (all on Friday), all courses will be livestreamed.

Note: Both the Postgraduate Course and the Annual Scientific Meeting include daily simultaneous sessions. ACG will livestream one of the simultaneous sessions. Sessions that are not livestreamed will be recorded and available to watch after the meeting until March 31, 2025.

Most sessions at ACG 2024 will be recorded, and these videos will be available to watch on the Conference Platform after the meeting until March 31, 2025. Please note that the in-person GI Ignite Breakfast Sessions and in-person Postgraduate Course Learning Luncheons will not be recorded.

Both in-person and virtual registration include access to recorded on-demand content and presentation slides (based on course registration) on the Conference Platform until March 31, 2025.

See page 11 for additional details.

ACG HEALTH and Wellness Opportunities

ON-SITE CHILD CARE

Child care services will be available on-site during ACG 2024. Check acgmeetings.gi.org/meeting-info/child-care for registration information. Child care will be provided at the Philadelphia Marriott Downtown, the headquarters hotel. Full and half-day child care services will be offered on the following dates and times:

Friday, October 25	7:00 am – 6:30 pm
Saturday, October 26	7:00 am – 5:30 pm
Sunday, October 27	7:00 am – 5:30 pm
Monday, October 28	7:00 am – 7:00 pm
Tuesday, October 29	7:00 am – 7:00 pm
Wednesday, October 30	7:00 am – 12:30 pm

PRIVATE NURSING ROOMS

ACG will once again offer a dedicated private room for nursing mothers. This year's room will include screens to view livestreaming sessions. Please stop by the ACG Registration Desk for details.

PRAYER ROOM

Need a quiet space to pray or meditate? New for 2024—ACG will offer a multifaith prayer room for attendees. The ACG prayer room is located in room 110 at the Convention Center and will be available Friday, October 25th to Wednesday, October 30th from 7:00 am - 5:00 pm each day and until Noon on Wednesday, October 30.

ACG YOGA

Start your day early with a yoga session adapted to beginners that includes breath work, yoga vinyasa flow, and meditation. Come breathe, relax, and connect with your colleagues. Yoga mats, water, and light snacks will be provided. The yoga session will be held on Sunday, October 27 at 6:00 am in room 109 at the Convention Center. Advanced registration is required and space is limited. To register, please visit acgmeetings.gi.org/acg-yoga-session.

ERGONOMIC ASSESSMENTS

Ergonomic assessments will be offered during the Endoscopy School Hand-On Workshops. Learn how to identify and limit potential work-related injuries related to performing endoscopies. Pre-registration is required, and a limited number of spaces are available for each session. Two sessions will be offered on the following dates and times:

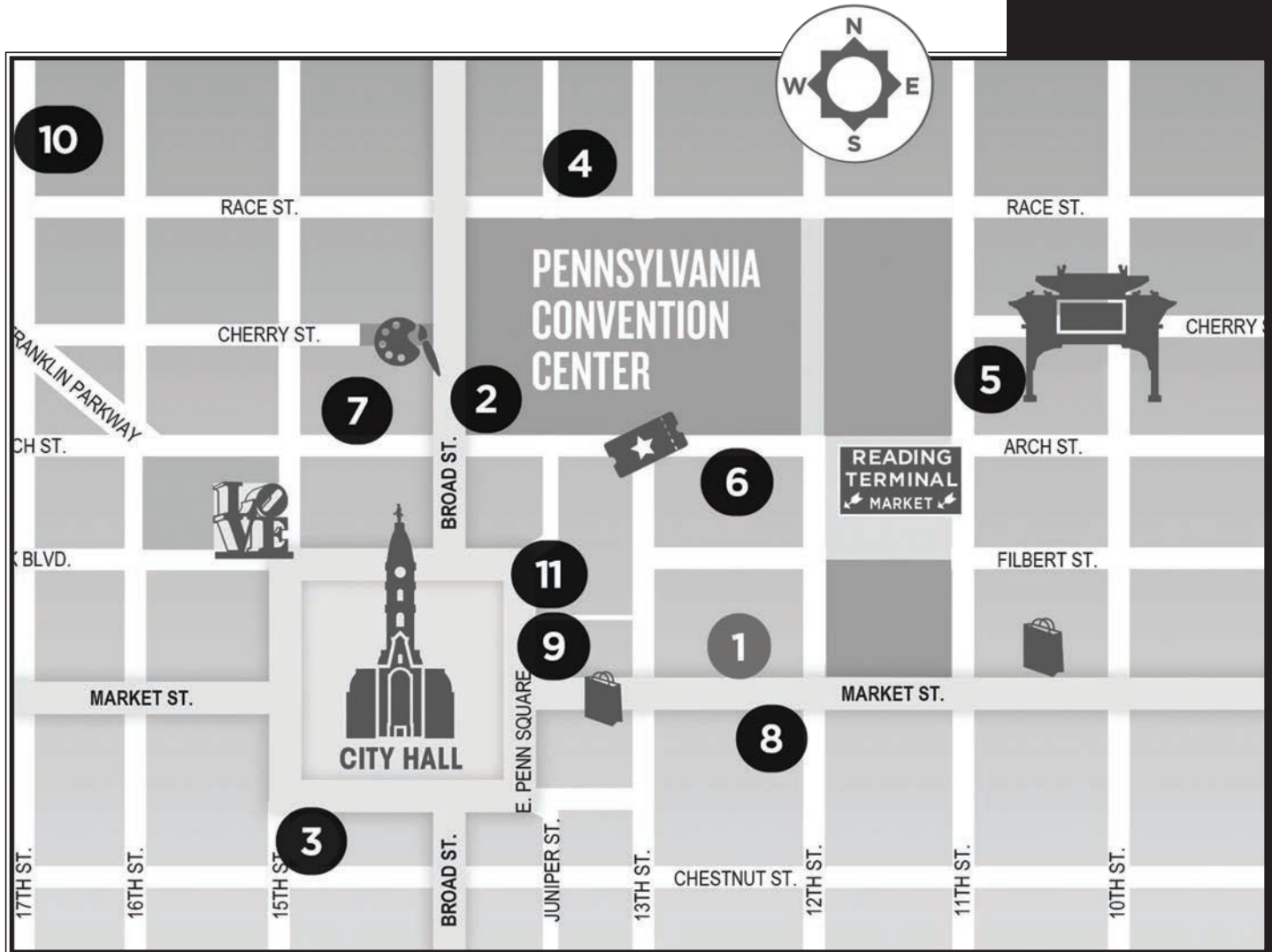
Sunday, October 27	3:30 pm – 6:45 pm
Monday, October 28	10:30 am - 4:45 pm

Additionally, there will be a special session offered just for GI Fellows on Monday, October 28, 7:45 am - 9:30 am.

ACG 2024 #DIVERSITYINGI VIRTUAL RACE INCLUDES FUN RUNS IN PHILADELPHIA

Be part of the ACG 2024 #DiversityinGI Virtual 5K. Register today! Run or walk on your own, log your activity online, take photos in race “swag” and celebrate via social media using #DiversityinGI during ACG 2024. Get ready for early morning “fun runs” in Philadelphia at ACG 2024! Learn more and find registration details at bit.ly/acg2024-diversityingi.

HOUSING & TRAVEL



ENJOY YOUR STAY IN *Philadelphia* at one of these hotels in the ACG 2024 room block.

Rooms have been booked at hotels in close proximity to the Pennsylvania Convention Center. The Philadelphia Marriott Downtown, located at 1201 Market Street, will be the official ACG headquarters hotel. Book your room now through the official ACG 2024 Housing Bureau at <https://acg.events.meetingevolution.net>.

Meeting Sites Resource is the official housing bureau for the ACG 2024 Annual Scientific Meeting and Postgraduate Course. We strongly recommend that you book your housing through <https://acg.events.meetingevolution.net>. Do not book with any housing bureau that contacts you directly. Meeting Sites Resource will never contact you unsolicited. ACG and Meeting Sites Resource cannot guarantee that other housing companies are legitimate and cannot guarantee your reservation at ACG 2024 if you book outside of the official housing bureau.

HOTEL	ROOM COST
1 Philadelphia Marriott Downtown (Headquarters)	\$349
2 Aloft Philadelphia Downtown	\$273
3 Element Philadelphia Downtown	\$340
4 Hampton Inn Philadelphia Center City	\$298
5 Hilton Garden Inn Philadelphia Center City	\$288
6 Home2Suites by Hilton Philadelphia	\$278
7 Le Meridien Philadelphia	\$304
8 Loews Philadelphia Hotel	\$349
9 Residence Inn Philadelphia City Center	\$283
10 Sheraton Philadelphia Downtown	\$249
11 The Notary Hotel Philadelphia, Autograph Collection	\$340

The guest room rates quoted above are exclusive of the applicable room tax at the time of stay which is currently 16.25% (subject to change).

TRAVEL DISCOUNTS

United Airlines

To book online visit www.united.com/meetingtravel, and enter Offer Code **ZPRA187643**. To book over the phone, call the United Meetings Desk at 1-800-426-1122 and provide the Z Code (ZPRA) and Agreement Code (187643). Booking fee is waived for all Meeting reservations. Discount will be applied at the time of ticketing.

Delta Airlines

Reservations and ticketing is available via www.delta.com or by calling the Delta Meeting Network Reservations at **800-328-1111**. When booking online select 'Advanced Search' and enter Meeting Code **NM3UK** in the Meeting Event Code box. Please note there is no service fee for reservations booked and ticketed via the reservation 800 number.

Direct Travel

You can book airline reservations through ACG's official travel provider, Direct Travel, by calling **1-800-455-0983**. Please note that there is a \$30 service fee for booking.

Avis Rental Cars

Book online using ACG's special booking link: bit.ly/avis-acg2024 or visit Avis.com. If using Avis.com: enter the discount code **J900824** in the AWD # code box. To book over the phone: call **1-800-331-1600**. Provide the reservations agent with the discount code **J900824**. Discounts vary depending on your reservation days.

INTERNATIONAL TRAVEL AND VISA INFORMATION

TRAVEL RESTRICTIONS AND EXCEPTIONS

For the most up-to-date information regarding travel restrictions on entry into the United States, please visit <https://www.usa.gov/covid-international-travel> and <https://www.dhs.gov/news/2021/10/29/fact-sheet-guidance-travelers-enter-us-land-ports-entry-and-ferry-terminals>

APPLYING FOR A VISA

For information on applying for a visa to attend ACG 2024 in Philadelphia, Pennsylvania, visit the U.S. Department of State website: travel.state.gov/content/travel/en/us-visas.html

To apply, you will need the following:

ACG provides several documents as proof of your intended participation in the conference. Please note that ACG cannot provide further communication with the U.S. Embassy or the U.S. Department of State on behalf of any conference registrant.

- valid passport
- photo ID
- completed Form DS-160 (Nonimmigrant Visa Application)
- payment of required fees

We recommend applying for a visa as early as possible.

OFFICIAL ACG 2024 DOCUMENTATION

ACG provides several documents as proof of your intended participation in the conference. Please note that ACG cannot provide further communication with the U.S. Embassy or the U.S. Department of State on behalf of any conference registrant.

Registration Confirmation: Once you have completed your registration for ACG 2024, you will receive a confirmation e-mail. The e-mail will outline the courses that you have registered for, as well as show proof of payment. If you do not receive this e-mail upon completion of your registration, please contact registration@gi.org or call 301-263-9000.

Letter of Invitation: A link to a personalized Letter of Invitation will be included in all registration confirmation e-mails. ACG cannot provide Letters of Invitation to individuals who have not fully registered for the conference.

Explore PHILLY

PHILADELPHIA IS A HISTORIC METROPOLIS BRIMMING WITH CULTURAL VIBRANCY AND CULINARY DELIGHTS. Here are some ideas of places to enjoy!

» **The Liberty Bell:** Take a stroll through Philadelphia's Independence National Historical Park and visit one of the nation's most iconic symbols of freedom, the Liberty Bell. No tickets are required, and it is free to visit.

» **Independence Hall:** As the birthplace of both the Declaration of Independence and the U.S. Constitution, this UNESCO World Heritage Site provides a unique opportunity to step back in time and witness where the foundations of the nation were laid.

» **Mütter Museum:** Discover America's premier museum of medical history. Established in 1863 by Dr. Thomas Dent Mütter, this museum provides a fascinating and comprehensive look at the history of medicine and the progression of medical practices over time. With a wide range of artifacts, anatomical specimens and rare instruments, the museum gives visitors an in-depth glance into the evolution of medical science.

» **Reading Terminal Market:** Feeling hungry? Reading Terminal Market is a must-visit destination for anyone who loves food, history, and a vibrant market atmosphere. The market

offers a wide variety of food from around the world, including local favorites like Philly cheesesteaks, pretzels, and Pennsylvania Dutch specialties.

» **Love Sculpture:** Created by artist Robert Indiana, the LOVE sculpture is an iconic piece of art that has become a cultural landmark for the city of Philadelphia. Located in Love Park, the sculpture provides a great backdrop for photos while capturing a memorable moment in the city.

» **Waterfront District:** The Philadelphia waterfront district is a lively area along the Delaware River, offering stunning views and a rich history. Visitors can explore a range of attractions, from bustling Cherry Street Pier to the scenic Spruce Street Harbor Park, enjoying delicious food, art installations, and seasonal events.

» **Rittenhouse Square Park:** Known for its lush greenery, beautiful landscaping, and lovely tree-lined paths, the park is surrounded by trendy cafés, restaurants, and shops while also located near some of Philadelphia's cultural institutions, including theaters, museums, and galleries.

JOIN THE ACG AUXILIARY ON A TOUR

Museum of the American Revolution Saturday, October 26, 2024 | 11:00 am

The American Revolution was dramatic, gritty, and full of uncertainty — an era of unparalleled political and social upheaval, even by today's standards. The Museum invites you and your group to explore this rich and complicated era and its connections to our world today. Through its unmatched collection of Revolutionary-era weapons, personal items, documents, and works of art, the Museum considers the complexities of our nation's history and uplifts stories that have gone untold.

Philadelphia Museum of Art Sunday, October 27, 2024 | 11:00 am

The Philadelphia Museum of Art is one of the country's oldest art museums and has long been recognized as one of its finest. Our collection of more than 200,000 objects reflects our unique history and the passions of generations of Philadelphia collectors and curators. Through innovative exhibitions and programs, the museum has stayed true to its roots as a teaching institution and to the belief that the arts can positively transform society. Discover key moments, exhibitions, and artworks that made the museum what it is today.

Please note that tours are subject to change.

ACG AUXILIARY OFFICERS

President:
Marc Richter

Vice-President:
Renee Remily

Secretary:
Una Quigley

Treasurer:
Leilani Katz

Communications:
Shelley DeVault

Contributing Board
Members:
Sharon Hertan

Luncheon Coordinator:
Celly Morris

Hospitality & Activities:
Heather Shone



AUXILIARY SCHEDULE AT A GLANCE

» SATURDAY, OCTOBER 26

Conference Registration

Pennsylvania Convention Center
Broad Street Atrium | 7:00 am – 5:00 pm

Auxiliary Registration/Hospitality Suite*

Philadelphia Marriott Downtown
Rooms 309/310 | 8:00 am - 5:00 pm

» SUNDAY, OCTOBER 27

Conference Registration

Pennsylvania Convention Center
Broad Street Atrium | 7:00 am – 6:30 pm

Auxiliary Registration/Hospitality Suite*

Philadelphia Marriott Downtown
Rooms 309/310 | 8:00 am - 5:00 pm

Opening Welcome Reception

Pennsylvania Convention Center
Exhibit Hall E | 5:15 pm – 7:00 pm

» MONDAY, OCTOBER 28

Conference Registration

Pennsylvania Convention Center
Broad Street Atrium | 6:30 am – 5:00 pm

Auxiliary Registration/Hospitality Suite*

Philadelphia Marriott Downtown
Rooms 309/310 | 8:00 am - 5:00 pm

Auxiliary Donor Luncheon

Philadelphia Marriott Downtown
Rooms 305/306 | 1:00 pm - 3:00 pm

» TUESDAY, OCTOBER 29

Conference Registration

Pennsylvania Convention Center
Broad Street Atrium | 7:00 am – 5:00 pm

Auxiliary Registration/Hospitality Suite*

Philadelphia Marriott Downtown
Rooms 309/310 | 8:00 am - 5:00 pm

» WEDNESDAY, OCTOBER 30

Conference Registration

Pennsylvania Convention Center
Broad Street Atrium | 8:15 am – 11:30 am

* *Breakfast will be available Saturday through Tuesday in the Family Hospitality Suite, from 8:00 am - 10:00 am.*

THE ACG 2024 CONFERENCE PLATFORM

is Open!

THE ACG 2024 CONFERENCE PLATFORM IS FOR ALL PARTICIPANTS! In-person and virtual attendees can use the Conference Platform to

- ✓ Browse the sessions, presentations, speakers, and abstracts and build a personal schedule.
- ✓ Connect with other attendees.
- ✓ Watch daily livestream sessions and on-demand presentations (based on course registration).
- ✓ Access and download the slide presentations.
- ✓ Visit the ePoster Hall and interact with poster authors.
- ✓ Explore the Virtual Exhibit Hall.

DAILY LIVESTREAMING

Sessions will be livestreamed from Philadelphia, Friday, October 25 through Wednesday, October 30, and broadcast in Eastern Time on the Conference Platform website. The following Friday courses will not be livestreamed, but will be recorded to watch after the meeting: the Practice Management Summit, the Guide to the Guidelines Course, and the WISE GI Leadership Course. The in-person GI Ignite Breakfast Sessions and in-person Postgraduate Course Learning Luncheons will not be livestreamed or recorded.

Note:

- Livestream sessions will ONLY be available on the Conference Platform, NOT via the app, and participants must be logged in with their platform account.
- The Postgraduate Course and the Annual Scientific Meeting include daily simultaneous sessions. ACG will livestream one of the simultaneous sessions. Those sessions not livestreamed, including the luncheon sessions, will be posted as on-demand content after the meeting.

ON-DEMAND PRESENTATIONS AND SLIDES

In-person and virtual registration includes access to on-demand content and presentation slides (based on course registration) through the Conference Platform. Recorded sessions will be available after the meeting until March 31, 2025. Registrants who purchase Bonus Sessions can watch these recordings on the Conference Platform starting October 25, 2024, until March 31, 2025.

VIRTUAL EXHIBIT HALL

In addition to the in-person Exhibit Hall in Philadelphia, ACG 2024 will include a Virtual Exhibit Hall component with dynamic features designed to enhance your experience, whether it's in-person or virtual! All attendees will have access to the Virtual Exhibit Hall on the Conference Platform October 25 - October 30, 2024. As always, your support of the ACG exhibitors is vital as it allows the ACG to keep offering the Annual Scientific Meeting FREE for members.

Visit the ACG 2024 Conference Platform
ACG2024.eventscribe.net today!

To create an account, locate the order number found in your ACG 2024 registration confirmation email. (Didn't receive an email? Please contact registration@gi.org or call **301-263-9000**.)

All ACG 2024 registrants are strongly encouraged to create a Conference Platform account and explore the site prior to the start of the meeting.

SPECIAL EVENTS

and Receptions

EXHIBIT HALL OPENING WELCOME RECEPTION

Sunday, October 27 | 5:15 pm – 7:00 pm

Immediately following the conclusion of the Postgraduate Course, join colleagues for the ACG 2024 Opening Welcome Reception in the Exhibit Hall. The reception will feature hors d'oeuvres and refreshments.

ADVANCED PRACTICE PROVIDERS RECEPTION

Friday, October 25 | 5:30 pm – 7:00 pm | Room 122A

All NP/PA ACG 2024 attendees are invited to attend. Hosted by the Advanced Practice Providers Committee.

The Advanced Practice Providers Reception is brought to you by Eli Lilly and Company

ADVANCED PRACTICE PROVIDERS LOUNGE

Saturday, October 26 – Tuesday, October 29 | 8:00 am – 5:00 pm

Take a break, continue a discussion on topics you've learned about, or network with your colleagues in the APP lounge. A continental breakfast, light snacks and beverages will be provided throughout each day.

CELEBRATING DIVERSITY IN ACG RECEPTION

Sunday, October 27 | 5:30 pm – 6:15 pm | Room 119B

Gather to celebrate diversity in ACG and connect with colleagues. Hosted by the Women in GI Committee and the Diversity, Equity, & Inclusion Committee.

The Celebrating Diversity in ACG Reception is sponsored by Johnson and Johnson

INTERNATIONAL ATTENDEE RECEPTION

Sunday, October 27 | 5:30 pm – 7:00 pm | Room 119A

All international attendees are invited to attend and enjoy refreshments and hors d'oeuvres for a networking reception with colleagues.

The International Attendee Reception is hosted by the International Relations Committee.

HEALIO DISRUPTIVE INNOVATORS AWARDS

Sunday, October 27 | 7:00 pm – 9:00 pm | The Notary Hotel – Grand Ballroom

Join us at this exclusive event presented by ACG's media partner, *Healio Gastroenterology and Liver Disease*, as we honor Disruptive Innovators in nine different categories. Each of these awardees has changed the face of gastroenterology and pushed the status quo toward the betterment of the field.

ACG LGBTQ+ PRIDE NIGHT RECEPTION

Sunday, October 27 | 7:00 pm – 9:00 pm | Room TBD

Welcoming LGBTQ+ attendees and allies to a safe and inclusive gathering for networking, mentorship, and more. Please enjoy hors d'oeuvres and refreshments while socializing and making friends. Hosted by the Diversity, Equity, and Inclusion Committee.

ACG PRESIDENT'S ADDRESS

Monday, October 28 | 9:00 am – 9:30 am | Terrace Ballroom 2-3

Jonathan A. Leighton, MD, FACG, ACG President, will speak to attendees during the Presidential Address to mark the beginning of the ACG 2024 Annual Scientific Meeting. The President uses this opportunity to welcome attendees, highlight accomplishments over the past year, and bid farewell as the leadership passes on to the President-Elect.

ACG FDA RELATED MATTERS AND INNOVATION & TECHNOLOGY JOINT SYMPOSIUM: HEALTH TECHNOLOGY AND THE FUTURE OF GASTROENTEROLOGY PRACTICE

Monday, October 28 | 12:45 pm – 2:15 pm | 119AB

Join us for an overview of the regulatory issues on bariatric and metabolic devices, including an overview of the clinical trials, reimbursement, and incorporating into your clinical practice.

GIQUIC LUNCHEON - DEFINING AND TRANSFORMING QUALITY IN GI

Monday, October 28 | 1:00 pm – 2:00 pm | Room 121A

The GI Quality Improvement Consortium (GIQuIC) is hosting a luncheon session for current and prospective GIQuIC registry participants. GIQuIC Board members and participants will share actionable ways of using GIQuIC for quality improvement in your practice. Advance registration is required and space is limited. This luncheon has a

fee of \$25. To register, visit: acgmeetings.gi.org/registration.

This luncheon has a fee of \$25. Register online at acgmeetings.gi.org/registration.

HOW TO GET PUBLISHED: ACG JOURNAL EDITORS' ROUNDTABLE

Monday, October 28 | 3:45 pm – 4:45 pm | Room 119AB

ACG's journal editors frequently receive questions about how best to get published, how they assess submissions, and how to best format a manuscript. In this session, the editors discuss the most commonly asked questions they receive about the publication process and share pearls of wisdom about what works – and what doesn't work – when submitting papers for publication. If you want to start or improve your publishing career, then don't miss this valuable opportunity to hear directly from the editors who are eager to help! Free and open to all attendees.

ACG SCOPY AWARD CEREMONY & #ACG2024 #IRL IN REAL LIFE SOCIAL MEDIA MEETUP RECEPTION

Monday, October 28 | 5:00 pm – 6:00 pm | Room 121BC

The Public Relations Committee invites you to celebrate your colleagues who will receive SCOPY Awards and to connect with ACG members active on social media at a combined event putting a spotlight on connection, community, and colorectal cancer awareness! SCOPY is ACG's Service Award for Colorectal Cancer Outreach, Prevention and Year-Round Excellence.

ACG ANNUAL BUSINESS MEETING

Monday, October 28 | 6:00 pm – 6:30 pm | Terrace Ballroom 2-3

All Members and Fellows (FACG) are encouraged to attend the Annual Business Meeting where College business will be discussed and voted on.

GI FELLOWS-IN-TRAINING

events

! These sessions are available for in-person attendees only

NAVIGATING, NETWORKING, AND NEGOTIATING YOUR FIRST JOB WORKSHOP

Friday, October 25 | 5:45 pm – 9:00 pm | Room 121A

The ACG Women in GI Committee is hosting a program geared towards senior GI fellows and junior faculty, addressing the specifics of both the private practice and academic job search. Discussions will focus on details of private practice versus academics, contract analysis, networking skills, negotiating skills, and work-life balance.

Advance registration is required, and space is limited. There is a \$25 fee for this workshop. Light fare will be provided. To register, visit: acgmeetings.gi.org/registration

CAREER OPPORTUNITIES FOR WOMEN IN GI LUNCHEON

Saturday, October 26 | 12:20 pm – 1:35 pm | Room 117

The ACG Women in GI Committee is hosting a program geared toward residents, trainees, and junior faculty who are facing difficult decisions regarding the future of their medical careers. Female gastroenterologists from a variety of medical backgrounds will address the issues of being a female subspecialist, balancing career and family, and opportunities for women in medicine, and more specifically, gastroenterology. This program is free for ACG 2024 attendees.

Advance registration is required and space is limited. To register, visit acgmeetings.gi.org/career-opportunities-for-women-in-gi-luncheon

GI JEOPARDY: BUZZ IN FOR YOUR TRAINING PROGRAM

Saturday, October 26 | 5:15 pm - 7:00 pm | Room 120AB

GI Jeopardy will return in 2024! Join a lively audience and attend the competitive final round of GI Jeopardy, a spirited GI version of the television classic.

TRAINEES LOUNGE

Saturday, October 26 - Tuesday, October 29

8:00 am - 5:00 pm | Room 123

The Training Committee invites ACG residents and GI fellows to network with peers, meet leaders in the GI field, and learn about engagement opportunities within the College at the inaugural ACG Trainee Lounge. Light refreshments will be available.

TRAINEES LUNCHEON

Sunday, October 27 | 12:20 pm – 1:35 pm | Room 116

A special luncheon program exclusively for fellows-in-training will be offered during the Postgraduate Course. This year's luncheon focus will be Scoping Out Your Future: From Fellow to Frontline. Don't delay, as this luncheon sells out every year.

Advance registration is required and space is limited. This luncheon is available to all trainees in gastroenterology and hepatology, and has a fee of \$25. To register, visit: acgmeetings.gi.org/registration.

ENDOSCOPY SCHOOL HANDS-ON WORKSHOP CENTER RESIDENT-ONLY SESSIONS

Sunday, October 27 | 4:00 pm – 5:50 pm | Exhibit Hall

Monday, October 28 | 10:30 am – 12:20 pm | Exhibit Hall

Monday, October 28 | 2:45 pm – 4:35 pm | Exhibit Hall

Tuesday, October 29 | 2:00 pm – 3:50 pm | Exhibit Hall

Residents will be able to get hands-on endoscope training during our residents-only sessions. Experts will be available to guide residents on the use of the scopes as they navigate tasks using the Thompson Endoscopic Skills Trainer (T.E.S.T).

ENDOTITANS HANDS-ON CHALLENGE

Sunday, October 27 | 5:30 pm – 7:00 pm | Exhibit Hall

The EndoTitans Challenge is an opportunity for fellows to demonstrate both their knowledge and technical abilities in endoscopy. The challenge begins over the summer with a preliminary knowledge round open to all second- and third-year fellows. The top scoring fellows from each year are then invited to participate in a skills challenge in Philadelphia. Winners will take home both bragging rights and a travel grant for ACG 2025. Join us in the Endoscopy School Hands-On Workshop Center of the Exhibit Hall to cheer on the competitors.

ENDOSCOPY SCHOOL HANDS-ON WORKSHOP CENTER TRAINEE-ONLY SESSIONS

Monday, October 28 | 7:45 am – 9:30 am | Exhibit Hall

The always-popular FREE Endoscopy School Hands-On Workshop Center sessions will again be offered in the Exhibit Hall. Expert faculty will demonstrate techniques using a wide variety of equipment and products. Attendees will then have an opportunity to practice using the equipment. Pre-registration for these trainee-only sessions is required.

RESIDENTS SESSION: NAVIGATING THE GI MATCH - TIPS AND TRICKS FOR APPLICANTS

Monday, October 28 | 10:30 am – 11:30 am | Room 119AB

ACG will again offer a special session for internal medicine residents who are interested in pursuing a career in gastroenterology. Gastroenterology and Hepatology fellowship continues to be one of the most competitive internal medicine subspecialties. This session will focus on answering questions that prospective GI fellowship applicants may have. In addition, a panel of GI fellowship program directors and current GI fellows will share their experiences and tips regarding the application process. This free session is open to all residents attending the Annual Meeting. No pre-registration is required.

FIRESIDE CHAT WITH ACG LEADERSHIP

Monday, October 28 | 10:30 am – 11:30 am | Room 123

Join College leadership and Board of Trustees members for an informal Q&A exclusively for ACG fellows-in-training!

HOW TO GET PUBLISHED: AN ACG JOURNAL EDITORS ROUNDTABLE

Monday, October 28 | 3:45 pm – 4:45 pm | Room 119AB

ACG's journal editors frequently receive questions about how best to get published, how they assess submissions, how to best format a manuscript, and the peer review process. In this session, the editors discuss the most common questions they receive about the publication process and share pearls of wisdom about what works—and what doesn't work—when submitting papers for publication. If you want to start or improve your publishing career, then don't miss this valuable opportunity to hear directly from the editors who are eager to help! Free and open to all attendees.

FEATURED LECTURES

DAVID SUN LECTURE

Creating a Manageable Cockpit for Physicians

Christine A. Sinsky, MD, MACP

📅 SATURDAY, OCTOBER 26 | 🕒 10:00 AM – 10:30 AM | 📍 TERRACE BALLROOM

Join colleagues as Dr. Christine Sinsky presents the David Sun Lecture on “Creating a Manageable Cockpit for Clinicians: Fixing the Workplace, Not the Worker.” For many clinicians, the work of health care has become undoable. The “cockpit” where physicians and other health professionals work now consists of a cacophony of warning alerts, pop-up messages, mandatory tick boxes, a Sisyphean inbox, and maddening documentation. Paradoxically, many interventions intended to improve quality, safety, or value, when taken in totality, may in fact contribute to health system dysfunction by virtue of the cumulative impact on workload and consequent burnout.

Christine A. Sinsky, MD, MACP is Vice President of Professional Satisfaction at the American Medical Association. A general internist, she practiced at Medical Associates Clinic in Dubuque, Iowa for 32 years. Dr. Sinsky is a former Director for the American Board of Internal Medicine and a former Chair of the ABIM Foundation Board of Trustees. She currently serves on the National Academy of Medicine’s Action Collaborative on Clinician Well-Being.

Dr. Sinsky leads initiatives at the American Medical Association to improve opportunities for joy, purpose, and meaning in work for physicians and their teams. Publications on “The Quadruple Aim,” “Joy in Practice,” “Texting While Doctoring,” and “Creating a Manageable Cockpit for Clinicians” have contributed to the national conversation. She has also contributed to research regarding the prevalence, drivers, and solutions to burnout among physicians and to resources for individual physicians and for health systems to improve practice efficiency and organizational culture.

📌 *The David Sun Lecture, held during the Postgraduate Course, was established by Mrs. Sun in memory of her husband, Dr. David Sun, an outstanding gastroenterologist and investigator. Each year, a lecturer with a distinguished background in gastroenterology or an allied field is chosen by the ACG President subject to the approval of the ACG Educational Affairs Committee and the Board of Trustees.*

THE AMERICAN JOURNAL OF GASTROENTEROLOGY LECTURE

Drug-Induced Liver Injury and How to Leverage Networks for Clinical Research

Naga P. Chalasani, MD, FACP

📅 MONDAY, OCTOBER 28

🕒 3:05 PM – 3:35 PM | 📍 TERRACE BALLROOM 2-3

Dr. Chalasani is currently the David W. Crabb Professor of Medicine and Vice President for Academic Affairs at Indiana University School of Medicine and Indiana University Health. He previously served as the Director of the Division of Gastroenterology and Hepatology (2007-2020) and interim Chair of the Department of Medicine (2020-2021) at IU School of Medicine. He received his MBBS in Kakatiya Medical College (1981-1987) and completed his internal medicine residency (1991-1994) and Gastroenterology and Hepatology fellowship (1994-1997) at Emory University in Atlanta. His research is focused on nonalcoholic fatty liver disease (NAFLD) and drug induced liver injury (DILI), two highly significant public health problems. His research has been continuously funded by the National Institutes of Health since 1999. He is a founding principal investigator of the NIDDK-funded NASH CRN and is the PI for the HIV NASH CRN. He was the lead author for the practice guideline on the Diagnosis and Management of Nonalcoholic Fatty Liver Disease by multiple societies (AASLD, ACG, and AGA) in 2012 which was updated in 2022 by the AASLD. He is the founding PI for the NIDDK-funded Drug Induced Liver Injury Network and is the lead author for the ACG Practice Guideline on the Diagnosis and Management of Drug Induced Liver Injury. He has published over 600 papers including 400 original papers, 3 practice guidelines, 52 book chapters/review articles, 35 editorials/commentaries, 21 symposium proceedings, and more than 700 abstracts (Google Scholar H-index 111, i10 index 411 with ~ 63,260 citations). During his research career, he has received over \$60 million of extramural funding from the National Institutes of Health and other sponsors. He is an elected member of the Alpha Omega Alpha, American Society of Clinical Investigation (ASCI), and the American Association of Physicians (AAP). He was a former trustee of the ACG Board.

📌 *The AJG Lecturer was chosen by the co-editors of The American Journal of Gastroenterology with approval from the ACG Educational Affairs Committee and the Board of Trustees.*

J. EDWARD BERK DISTINGUISHED LECTURE
Exploring New Frontiers: Innovations Shaping the Future of Gastrointestinal Endoscopy

Michelle A. Anderson, MD, MSc

📅 TUESDAY, OCTOBER 29 | 🕒 10:05 AM – 10:35 AM
 | 📍 TERRACE BALLROOM 2-3

Dr. Michelle Anderson is Associate Professor and Senior Associate Consultant at Mayo Clinic Arizona. Her research and clinical career is focused on gastrointestinal disease with a specific concentration on pancreatic diseases including chronic pancreatitis and pancreatic cancer. Using advanced endoscopy techniques including endoscopic ultrasound (EUS) and endoscopic retrograde cholangiopancreatography, she cares for the full spectrum of benign and malignant pancreatic disorders. Dr. Anderson successfully completed an NIH-sponsored study centered on the discovery and validation of minimally invasive clinical biomarkers for the diagnosis of pancreatic cancer. On a national level, Dr. Anderson is an active member of the ASGE Governing Board and currently serves as the Secretary-Elect. She is the Co-Director of the ASGE EUS Diagnostic Course. Dr. Anderson speaks regularly on topics of biliary and pancreatic diseases and teaches advanced endoscopic techniques nationally and internationally. In the arena of chronic pancreatitis, Dr. Anderson led the development of national guidelines in the care of patients with painful chronic pancreatitis. Additional work in this field include the publication of three peer-reviewed papers focused on pain, chronic pancreatitis and EUS including two of which involved a multi-center prospective cohort study of patients with chronic pancreatitis.

📌 *The J. Edward Berk Distinguished Lecturer is awarded to individuals prominent in gastroenterology or a related area. The lecturer is nominated by the ACG President and the appointment is subject to approval by the Board of Trustees. The lectureship was established in recognition of the significant contributions made by J. Edward Berk, MD, MACG, to clinical gastroenterology during his long and distinguished clinical and academic career.*

EMILY COURIC MEMORIAL LECTURE

Kindness-Influenced Trust and Healing

Leonard L. Berry, PhD, MBA

📅 TUESDAY, OCTOBER 29 | 🕒 4:30 PM – 5:00 PM
 | 📍 TERRACE BALLROOM 2-3

Dr. Leonard L. Berry is University Distinguished Professor of Marketing, Regents Professor, and holds the M.B. Zale Chair in Retailing and Marketing Leadership in the Mays Business School at Texas A&M University. He is also a Presidential Professor for Teaching Excellence. As a Visiting Scientist at Mayo Clinic in 2001-2002, he conducted an in-depth research study of healthcare service, the basis for his book, Management Lessons from Mayo Clinic (2008). He also has done in-residence field research at Gundersen Health System, ThedaCare, and Bellin Health System, all in Wisconsin, and at Henry Ford Health in Detroit, Michigan. Dr. Berry is a Senior Fellow of the Boston-based Institute for Healthcare Improvement, studying service improvement in cancer care, and is an Adjunct Professor, Faculty of Health Sciences at the University of Southern Denmark.

Professor Berry has published 13 books including: Discovering the Soul of Service, On Great Service, Marketing Services: Competing Through Quality, and Delivering Quality Service. He is the author of numerous academic articles and an invited lecturer throughout the world.

Professor Berry's teaching and research contributions have been widely recognized with honors that include the Sheth Gold Medal, the

American Marketing Association (AMA) William Wilkie "Marketing for a Better World" Award, the Paul D. Converse Award, the AMA/McGraw-Hill/Irwin Distinguished Marketing Educator Award, the AMA Career Contributions to Services Marketing Award, and the Academy of Marketing Science Outstanding Marketing Educator Award. He is a Fellow of both the American Marketing Association and the Academy of Marketing Science. In 2024, he received Texas A&M's Southeastern Conference Faculty Achievement Award. He also has received the University's Distinguished Achievement Award in Teaching and the Distinguished Achievement Award in Research.

Dr. Berry is the most frequently cited author in the Texas A&M University System. He is a former national president of the American Marketing Association.

📌 *The Emily Couric Memorial Lecture was developed by the ACG, the Virginia Gastroenterological Society, and the Old Dominion Society of Gastroenterology Nurses and Associates in honor of Virginia State Senator Emily Couric, who died of pancreatic cancer in October 2021. Senator Couric was a strong advocate for health care issues, particularly in her instrumental work to pass the nation's first legislation mandating health insurance coverage for colorectal cancer screening.*

DAVID Y. GRAHAM LECTURE

Africa - Opportunities for You and for the ACG

David E. Fleischer, MD, FACG

📅 WEDNESDAY, OCTOBER 30 | 🕒 10:20 AM – 10:50 AM
 | 📍 TERRACE BALLROOM 2-3

Dr. Fleischer is currently a staff physician at Mayo Clinic Arizona and a Professor of Medicine at College of Medicine, Mayo Clinic. He graduated from Vanderbilt University School of Medicine. He did his residency at Cleveland Metropolitan General Hospital/Case Western Reserve University and at Wellington Hospital in New Zealand. He completed his GI Fellowship at Harbor General UCLA. He served in the United States Army at Fort Belvoir, Virginia. He was on the staff at the VA Medical Center in Washington, DC, the Cleveland Clinic Foundation, Georgetown University (where he was a Professor of Medicine), and Mayo Clinic Arizona (where he served as Chair of the Division of Gastroenterology until 2006). He is a member of ASGE (for which he served as President), AGA, and ACG. He is also an honorary member of the Swiss Gastroenterology Society and Italian Gastroenterology Society. Dr. Fleischer has been given the Schindler Award by the ASGE, its highest honor and he has been an invited lecturer for the society. He is a Master in the American College of Physicians, and he served as a Robert Wood Johnson Health Policy Fellow in the United States Senate. He has published more than 250 original articles and edited several books. He has lectured throughout the United States and internationally and has spoken on all seven continents, most recently in Antarctica. His main interests are innovations in endoscopy, esophageal cancer, and Barrett's esophagus. He has been involved in projects for screening, prevention, and treatment of esophageal cancer in China, Iran, South Africa, and Kenya. Dr. Fleischer is married to Karen Samuel and they have three children - Ruben, Lucas, and Mara. He enjoys golf, hiking, hat collecting, writing low doggerel poetry, making scrapbooks, playing ladder golf, and both country and western music.

📌 *The Graham Lecture is chosen by the ACG President and is subject to approval by the Board of Trustees. Established in 2004 in recognition of the many contributions to clinical gastroenterology made by David Y. Graham, MD, MACG, this named lectureship was made possible through a donation by Otsuka Pharmaceuticals Co., Inc. and Meretek Diagnostics, Inc.*

Endoscopy School

HANDS-ON WORKSHOP CENTER

Workshop Directors: Christine Y. Hachem, MD, FACG, and Ronald K. Hsu, MD, FACG

LEARN FROM THE EXPERTS WHEN YOU ATTEND ONE OF THE MANY ENDOSCOPY SCHOOL HANDS-ON WORKSHOP CENTER SESSIONS OFFERED AT ACG 2024!

Watch expert faculty demonstrate various endoscopic procedures, and try out the latest products and equipment.

Registration for all hands-on endoscopy sessions, including the GI Fellows Only sessions, will be done exclusively online.



SUNDAY, OCTOBER 27, 2024	
3:45 pm – 6:45 pm	New Ultrasound Technology (Liver Elastography & IBD US) Faculty Leader: Bincy P. Abraham, MD, MS, FACG
4:00 pm – 7:00 pm	Foreign Body Removal Faculty Leader: Kavya Reddy, MD
	Hemostasis Faculty Leader: Fouad A. Otaki, MD
MONDAY, OCTOBER 28, 2024	
10:15 am – 12:55 pm	ERCP Faculty Leader: Immanuel K.H. Ho, MD, FACG
	EMR/Polypectomy Faculty Leader: Nikila C. Ravindran, MD, FACG
10:30 am – 1:05 pm	Advanced Technology (Stenting/POEM) Faculty Leader: Shivangi T. Kothari, MD, FACG
	Hemostasis Faculty Leader: Julie T. Yang, MD
1:55 pm – 4:30 pm	EUS Faculty Leader: Vivek Kaul, MD, FACG
	ESD with Asian Experts Faculty Leader: Qiang Cai, MD, PhD, MACG
2:05 pm – 4:40 pm	Mucosal Ablation Faculty Leader: Michael S. Smith, MD, MBA
	Hemorrhoid Therapy Faculty Leader: Jessica L. McKee, DO
TUESDAY, OCTOBER 29, 2024	
10:05 am – 12:45 pm	ERCP Faculty Leader: Jodie A. Barkin, MD, FACG
	Small Bowel (Capsule Endoscopy/Enteroscopy) Faculty Leader: Tanya Bruckel, MD
10:20 am – 12:55 pm	Mucosal Ablation Faculty Leader: Nicholas J. Shaheen, MD, MPH, MACG
	EMR/Polypectomy Faculty Leader: Linda S. Lee, MD, FACG
1:45 pm – 4:20 pm	Hemorrhoid Therapy Faculty Leader: Waqar A. Qureshi, MD, FACG
1:55 pm – 4:30 pm	Foreign Body Removal Faculty Leader: Linda C. Cummings, MD, FACG
	Esophageal/Anorectal Manometry/EndoFlip Faculty Leader: Scott L. Gabbard, MD, FACG

GI FELLOWS ONLY SESSIONS MONDAY, OCTOBER 28, 2024	
7:45 am - 9:30 am	ERCP Faculty Leader: Ronald K. Hsu, MD, FACG
	EMR/Polypectomy Faculty Leader: Lauren G. Khanna, MD, MS
	Foreign Body Removal Faculty Leader: Saurabh Chawla, MD, FACG
	Hemostasis Faculty Leader: Wissam Kiwan, MD
RESIDENT TRAINING SESSIONS BACK BY POPULAR DEMAND!	
• Sunday, October 27, 2024 4:00 pm – 5:50 pm Faculty Leader: Shanti L. Eswaran, MD, FACG	
• Monday, October 28, 2024 10:30 am – 12:20 pm Faculty Leader: Folasade P. May, MD, PhD, MPhil	
• Monday, October 28, 2024 2:45 pm – 4:35 pm Faculty Leader: Milena G. Suarez, MD, FACG	
• Tuesday, October 29, 2024 2:00 pm – 3:50 pm Faculty Leader: Kamran Qureshi, MD	

ERGONOMIC ASSESSMENTS

Learn how to identify and limit potential work-related injuries related to performing endoscopies. 15-minute sessions will be offered. All Endoscopy School Hands-on Workshop registration will be done online, and registration for a session will open the day before the session.

Pre-registration will be required, and a limited number of spaces are available for each session. In-person attendees are limited to a single time slot and space is extremely limited.

Sunday, October 27, 2024
3:30 pm - 6:45 pm

Monday, October 28, 2024
10:30 am - 4:45 pm

Hands-On Endoscopy Sessions do not offer CME. Limited space available.

FRIDAY COURSES

i The following courses will be held in-person, livestreamed, and available as on-demand recordings after the meeting: The Friday morning GI Pathology and Imaging Course; the Friday afternoon What's New in GI Pharmacology Course; and the Friday ASGE Endoscopy Course. The Friday afternoon Practice Management Summit, the ACG Guide to the Guidelines Course, and the WISE GI Leadership Course will not be livestreamed; they will be held in-person and will be recorded and posted as on-demand content to the Conference Platform after the meeting.

▶ INDICATES LIVESTREAM SESSION FOR VIRTUAL REGISTRANTS

▶ GI PATHOLOGY AND IMAGING COURSE

Friday, October 25, 2024 | 7:00 am - 12:30 pm | Terrace Ballroom 2-3

Course Directors: Olga C. Aroniadis, MD, MSc, FACG, and Phillip K. Henderson, DO

i This program will be held in-person, livestreamed, recorded, and available as on-demand content after the meeting.

LEARNING OBJECTIVES:

- Describe current concepts of radiology and pathology in the evaluation and treatment of patients with gastrointestinal diseases.
- Identify radiologic findings related to gastrointestinal diseases of the esophagus, stomach, small and large intestine, liver, gallbladder, and pancreas.
- Evaluate both basic and advanced pathology findings in patients with gastrointestinal diseases through close examination of representative photomicrographs.
- Correlate typical radiology and pathology findings reflective of both the normal and abnormal physiology and pathophysiology.

ACCREDITATION / CME / MOC

The American College of Gastroenterology is accredited by the Accreditation Council for Continuing Medical Education (ACCME) to provide continuing medical education for physicians.

The American College of Gastroenterology designates this other activity (blended learning) for a maximum of 5.25 *AMA PRA Category 1 Credits*[™]. Physicians should claim only the credit commensurate with the extent of their participation in the activity.



Successful completion of this CME activity, which includes participation in the evaluation component, enables the participant to earn up to 5.25 Medical

Knowledge MOC points in the American Board of Internal Medicine's (ABIM) and the American Board of Pediatrics' (ABP) Maintenance of Certification (MOC) programs. Participants will earn MOC points equivalent to the amount of CME credits claimed for the activity. It is the CME activity provider's responsibility to submit participant completion information to ACCME for the purpose of granting ABIM and ABP MOC credit.

COURSE AGENDA

- 7:00 am Welcome and Introductions**
Olga C. Aroniadis, MD, MSc, FACG and Phillip K. Henderson, DO
- 7:05 am Exploring Swallowing and Digestion: Pathology and Imaging of the Esophagus and Stomach**
Pathologist: Suntrea T. G. Hammer, MD, FASCP, FCAP
Radiologist: Kavita Bhatt, MD
- 8:05 am Q & A**
- 8:15 am The Hepatobiliary System: Pathology and Imaging of the Liver and Gallbladder**
Pathologist: Rondell P. Graham, MBBS
Radiologist: Samuel J. Galgano, MD

9:30 am Q & A

9:40 am Break

10:00 am A Deep Dive Into the GI Tract: Pathology and Imaging of the Small Bowel and Pancreas

Pathologist: David N. Lewin, MD
Radiologist: Chenchan Huang, MD

11:05 am Q & A

11:15 am Understanding Polyps, Tumors, IBD, and More: Pathology and Imaging of the Colon and Rectum

Pathologist: Emma E. Furth, MD
Radiologist: David J. Vining, MD

12:00 pm Q & A

12:30 pm Adjourn

FACULTY

Olga A. Aroniadis, MD, MSc, FACG

Associate Professor of Clinical Medicine, Stony Brook University Hospital, Stony Brook, NY

Phillip K. Henderson, DO

Assistant Professor of Medicine, University of South Alabama, Mobile, AL

Kavita Bhatt, MD

Associate Program Director, Radiology Residency Program; Assistant Professor of Radiology, Cleveland Clinic, Cleveland, OH

Chenchan Huang, MD

Assistant Professor, NYU Langone Health, New York, NY

Emma E. Furth, MD

Professor of Pathology and Laboratory Medicine, Hospital of the University of Pennsylvania, Philadelphia, PA

David N. Lewin, MD

Director of Gastrointestinal Pathology, Medical University of South Carolina, Charleston, SC

Samuel J. Galgano, MD

Associate Professor of Radiology, University of Alabama at Birmingham, Birmingham, AL

David J. Vining, MD

Professor of Diagnostic Radiology, The University of Texas MD Anderson Cancer Center, Houston, TX

Rondell P. Graham, MBBS

Head of Section of GI/Liver Pathology, Mayo Clinic, Rochester, MN

Suntrea T.G. Hammer, MD, FASCP, FCAP

Associate Professor, Director of Gastrointestinal and Hepatobiliary Pathology, University of Texas Southwestern, Dallas, TX

📺 WHAT'S NEW IN GI PHARMACOLOGY COURSE

Friday, October 25, 2024 | 1:45 pm - 5:20 pm | Terrace Ballroom 2-3

Course Directors: Brooks D. Cash, MD, FACG, and William D. Chey, MD, FACG

📌 This program will be held in-person, livestreamed, recorded, and available as on-demand content after the meeting.

COURSE DESCRIPTION

Experts will define and describe the use and management of new pharmacological therapies as well as provide updates on current pharmacological treatment options for a variety of GI disorders during the What's New in GI Pharmacology Course.

ACCREDITATION / CME / MOC

The American College of Gastroenterology is accredited by the Accreditation Council for Continuing Medical Education (ACCME) to provide continuing medical education for physicians.

The American College of Gastroenterology designates this other activity (blended learning) for a maximum of 3.25 *AMA PRA Category 1 Credits*™. Physicians should claim only the credit commensurate with the extent of their participation in the activity.



Successful completion of this CME activity, which includes participation in the evaluation component,

enables the participant to earn up to 3.25 Medical Knowledge MOC points in the American Board of Internal Medicine's (ABIM) and the American Board of Pediatrics' (ABP) Maintenance of Certification (MOC) programs. Participants will earn MOC points equivalent to the amount of CME credits claimed for the activity. It is the CME activity provider's responsibility to submit participant completion information to ACCME for the purpose of granting ABIM and ABP MOC credit.

COURSE AGENDA

1:45 pm Welcome and Introductions

Brooks D. Cash, MD, FACG, and William D. Chey, MD, FACG

SESSION 1

Moderator: Brooks D. Cash, MD, FACG

1:50 pm GLP1 Agonists and GI Patients: What You Need to Know Now

Michael Camilleri, MD, DSc, MACG

Explain the mechanisms and management of GLP1-induced effects in gastroenterology and endoscopic practice.

2:10 pm Crohn's Disease Pharmacologic Therapy: Where Do We Stand in 2024?

Millie D. Long, MD, MPH, FACG

Discuss the evidence and placement of current and future pharmacologic therapies for Crohn's disease.

2:30 pm Causes and Solutions for High Ostomy Output

Darrell S. Pardi, MD, MS, FACG

Apply best evidence for the diagnosis and pharmacologic therapy of high ostomy output scenarios.

2:50 pm What's New in Alcohol-Associated Liver Disease?

Loretta L. Jophlin, MD, PhD

Discuss the new ACG alcohol-associated liver disease guideline and identify currently available and emerging management strategies and outcomes for patients with alcoholic liver disease.

3:10 pm Q & A

3:25 pm Break

SESSION 2

Moderator: William D. Chey, MD, FACG

3:40 pm Identification and Management of Opioid-Induced Gastrointestinal Dysfunction

Brooks D. Cash, MD, FACG

Discuss the evaluation and management of opioid-induced and opioid-associated gastrointestinal symptoms.

4:00 pm Embracing Neuromodulators for Chronic Gastrointestinal Symptoms

Lin Chang, MD, FACG

Explain current best evidence supporting the use of neuromodulator therapies for GI disease and how to prescribe and monitor them.

4:20 pm 2024 Update in *Helicobacter pylori* Best Practices

Shailja C. Shah, MD, MPH

Identify the optimal strategies for managing *Helicobacter pylori* infection and review the updated ACG guideline.

4:40 pm Medical Management of Acute Pancreatitis

Santhi Swaroop Vege, MD, MACG

Describe the new ACG Acute Pancreatitis guideline and the newest information regarding the evaluation and pharmacologic management of acute pancreatitis.

5:00 pm Q & A

5:20 pm Course Adjourns

FACULTY

Michael Camilleri, MD, DSc, MACG

Professor of Medicine, Pharmacology, and Physiology, Mayo Clinic College of Medicine and Science, Rochester, MN

Brooks D. Cash, MD, FACG

Professor of Medicine; Chief, Division of GI, Hepatology, and Nutrition, University of Texas Health Science Center at Houston, Houston, TX

Lin Chang, MD, FACG

Professor of Medicine, David Geffen School of Medicine at UCLA, Los Angeles, CA

William D. Chey, MD, FACG

H. Marvin Pollard Professor of Gastroenterology; Chief, Division of GI and Hepatology, University of Michigan, Ann Arbor, MI

Loretta L. Jophlin, MD, PhD

Assistant Professor of Medicine; Medical Director of Liver Transplantation, KYJH Program, Trager Transplant Center, University of Louisville School of Medicine, Louisville, KY

Millie D. Long, MD, MPH, FACG

Professor of Medicine, University of North Carolina, Chapel Hill, NC

Darrell S. Pardi, MD, MS, FACG

Professor of Medicine; Chair, Division of Gastroenterology and Hepatology, Mayo Clinic, Rochester, MN

Shailja C. Shah, MD, MPH

Associate Professor of Medicine, UCSD / Jennifer Moreno Veteran Affairs San Diego Healthcare System, San Diego, CA

Santhi Swaroop Vege, MD, MACG

Consultant, Pancreas Clinic, Professor of Medicine, Division of Gastroenterology and Hepatology, Mayo Clinic, Rochester, MN

! This program will be held in-person and will not be livestreamed. It will be recorded and available as on-demand content after the meeting.

PRACTICE MANAGEMENT SUMMIT:

"Bigger, Stronger, and Faster": How to Make Your Practice Thrive, Not Just Survive
 Friday, October 25, 2024 | 1:30 pm – 6:30 pm | Room 120AB

Course Directors: Michelle L. Hughes, MD, and J. Andy Tau, MD

COURSE DESCRIPTION

Healthcare delivery is transforming at an accelerating rate, but opportunities in the field of gastroenterology remain strong for private practice physicians to claim ownership of their practices and their careers. Managing challenges to independence will be even more important during these changing times, but that alone will not be enough for success. Participants in the Practice Management Summit will hear from colleagues about new and innovative ways to improve operations, enhance productivity, and guarantee success of their practices.

ACCREDITATION / CME / MOC

The American College of Gastroenterology is accredited by the Accreditation Council for Continuing Medical Education (ACCME) to provide continuing medical education for physicians.

The American College of Gastroenterology designates this other activity (blended learning) for a maximum of 4.25 *AMA PRA Category 1 Credits™*. Physicians should claim only the credit commensurate with the extent of their participation in the activity.



Successful completion of this CME activity, which includes participation in the evaluation component, enables the participant to earn up to 4.25 Medical

Knowledge MOC points in the American Board of Internal Medicine's (ABIM) and the American Board of Pediatrics' (ABP) Maintenance of Certification (MOC) programs. Participants will earn MOC points equivalent to the amount of CME credits claimed for the activity. It is the CME activity provider's responsibility to submit participant completion information to ACCME for the purpose of granting ABIM and ABP MOC credit.

COURSE AGENDA

1:30 pm Welcome and Introduction
 Michelle L. Hughes, MD, and J. Andy Tau, MD

SESSION 1: "Bigger:" Expanding Human Capital
 Moderator: Michelle L. Hughes, MD

1:35 pm Physician Recruitment and Retention
 Jagdish S. Nachnani, MD, and Paul R. Guzik, DO
 Discuss the looming GI workforce shortage, including tips for making a practice attractive to new graduates and retaining physicians nearing retirement.

2:10 pm Inclusivity and Profitability: Flip Sides of the Same Coin
 Vonda G. Reeves, MD, MBA, FACP
 Describe how creating an inclusive practice can be financially beneficial to your practice, while considering the issues of retaining office staff, attracting certain patient populations, and recruiting diverse physicians.

2:30 pm Extending Your Practice With Advanced Practice Providers
 Sarah M. Enslin, PA-C
 Explain when and how to best utilize APPs to improve practice productivity.

2:50 pm Q & A

SESSION 2: "Stronger:" Optimizing Practice Productivity

Moderator: J. Andy Tau, MD

3:05 pm Locum Tenens and the Fair Market Value of Hospital Work
 Kimberly C. Zibert, DO

Describe the inner workings of locums, the pros and cons of locums as a viable source of income, and their potential for negotiating contracts for hospital coverage.

3:25 pm The ASC: Maximizing Utilization, Minimizing Cost
 Jay N. Yepuri, MD, MS, FACP

Outline strategies to optimize workflow in the ASC, minimize no-shows, and reduce costs, as well as discuss the value of implementing Open Access Colonoscopy and its potential pitfalls.

3:45 pm How We Did It: Successful Ancillary Services You Don't Want to Miss Out On

Harish K. Gagneja, MD, FACP
 Summarize unique ancillary service opportunities that can expand your revenue streams including research, pharmacy, liver stiffness measurement, dietary/nutritional services, and anorectal services such as hemorrhoidal banding and manometry.

4:05 pm Q & A

4:20 pm Break

SESSION 3: "Faster:" Harnessing Machines and Digital Tools to Boost Efficiency

Moderator: Michelle L. Hughes, MD

4:30 pm Beyond The Scope: Practical AI Tools for the Clinic
 Manoj K. Mehta, MD, FACP

Evaluate currently available AI-based technology that can be used to improve your clinical efficiency and minimize burnout, and "pajama time."

4:50 pm Using Social Media for Marketing, Education, and Networking
 J. Andy Tau, MD

Discuss new ways to implement social media to attract and engage patients and staff, that can promote your practice beyond traditional marketing approaches.

5:10 pm Is Computer-Aided Detection (CADE) in Colonoscopy Worth It?
 Sravanthi Parasa, MD

Assess the most recent data regarding CADE, including its pros, cons, and financial considerations, for a variety of practice models.

5:30 pm Q & A

5:45 pm Closing Remarks

5:50 pm Reception for Course Attendees and Faculty

6:30 pm Course Adjourns

FACULTY

Sarah M. Enslin, PA-C
 APP Manager, University of Rochester Medical Center, Rochester, NY

Harish K. Gagneja, MD, FACP
 Chief Medical Officer, Austin Gastroenterology, Austin, TX

Paul Guzik, DO
 Gastroenterologist, Central Coast Gastroenterology, Redlands, CA

Michelle L. Hughes, MD
 Assistant Professor, Yale School of Medicine, New Haven, CT

Manoj K. Mehta, MD, FACP
 Medical Director, The Endoscopy Center of the North Shore, Evanston, IL

Jagdish Nachnani, MD, MBA
 Chief of Staff, Vanderbilt Wilson County Hospital, Lebanon, TN

Sravanthi Parasa, MD
 Gastroenterologist, Swedish Medical Center, Seattle, WA

Vonda G. Reeves, MD, MBA, FACP
 Physician, GI Alliance, Flowood, MS

J. Andy Tau, MD
 Gastroenterologist, Austin Gastroenterology, Austin, TX

Jay N. Yepuri, MD, MS, FACP
 Physician Executive, GI Alliance/Digestive Health Associates of Texas, Dallas, TX

Kimberly C. Zibert, DO
 Gastroenterologist, Sentara Medical Group, Norfolk, VA

WOMEN'S INITIATIVE FOR SUCCESS AND ELEVATION IN GASTROENTEROLOGY LEADERSHIP COURSE

Friday, October 25, 2024 | 1:45 pm - 6:30 pm | Room 119B

Course Directors: Calley H. Levine, MD, and Jennifer Katz, MD, FACP

i This program will be held in-person and will not be livestreamed. It will be recorded and available as on-demand content after the meeting.

COURSE DESCRIPTION

ACG's WISE GI is a new half-day course focused on professional development and networking opportunities for female gastroenterologists at various stages in their careers. This course is intended for female gastroenterologists including senior fellows and attendings at all career stages. It is relevant to those in private practice and/or academic practice.

ACCREDITATION / CME / MOC

The American College of Gastroenterology is accredited by the Accreditation Council for Continuing Medical Education (ACCME) to provide continuing medical education for physicians.

The American College of Gastroenterology designates this other activity (blended learning) for a maximum of 4.25 AMA PRA Category 1 Credits™. Physicians should claim only the credit commensurate with the extent of their participation in the activity.



Successful completion of this CME activity, which includes participation in the evaluation component, enables the participant to earn up to 4.25 Medical

Knowledge MOC points in the American Board of Internal Medicine's (ABIM) and the American Board of Pediatrics' (ABP) Maintenance of Certification (MOC) programs. Participants will earn MOC points equivalent to the amount of CME credits claimed for the activity. It is the CME activity provider's responsibility to submit participant completion information to ACCME for the purpose of granting ABIM and ABP MOC credit.

COURSE AGENDA

1:45 pm Welcome and Introductions
Calley H. Levine, MD, and Jennifer Katz, MD, FACP

SESSION 1: Professional Growth and Career Advancement

Moderator: Asma P. Khapra, MD

1:50 pm Defining the Gender Gap and Breaking the Glass Ceiling

Asma P. Khapra, MD

Define the "gender gap" in GI and review key lessons on how women can achieve their highest potential.

2:10 pm Advancing Your Career Through Mentorship, Sponsorship, and Coaching

Mark B. Pochapin, MD, FACP

Describe the roles of mentor, sponsor, and coach, and how each can promote women in medicine and GI.

2:30 pm Building Your Brand and Defining Your Career (You Do You!)

Jessica D. Korman, MD

Identify a strategic approach to developing your personal style.

2:50 pm Panel Discussion and Q & A

3:05 pm Break

SESSION 2: Personal Development and Effective Communication

Moderators: Jessica D. Korman, MD, and Amy S. Oxentenko, MD, FACP

3:15 pm How to Be an Effective Communicator (How to Be Assertive Without Being a B*tch)

Amy S. Oxentenko, MD, FACP

Explain strategies to be effective and assertive with patients and peers.

3:35 pm Time Management and Practice Efficiency

Erica R. Cohen, MD

Identify areas for maximizing efficiency and effectiveness in the workplace.

3:55 pm Beyond the Scope: Opportunities Outside the Clinical GI Practice

Sunanda V. Kane, MD, MSPH, FACP

Discuss alternative pathways to satisfy your career goals.

4:15 pm Panel Discussion and Q & A

4:30 pm Break

SESSION 3: Mental and Physical Wellness

Moderators: Calley H. Levine, MD, and Erica R. Cohen, MD

4:40 pm The Keys to Wellness: How to Set Boundaries

Renee L. Williams, MD, MHPE, FACP

Identify methods to protect time both at work and at home.

5:00 pm Positioning for Success: Ergonomics of Endoscopy

Amandeep K. Shergill, MD, MS, FACP

Discuss strategies for preventing injuries associated with a procedural career.

5:20 pm Panel Discussion and Q & A

SESSION 4: Roundtable Discussions

5:30 pm Closing Remarks and Introduction to Roundtable Discussions

Calley H. Levine, MD, and Jennifer Katz, MD, FACP

5:35 pm Roundtable Discussions

6:30 pm Course Adjourns

FACULTY

Erica R. Cohen, MD

Director of IBD Chronic Care Program and Research, Capital Digestive Care, Washington, DC

Sunanda V. Kane, MD, MSPH, FACP

Professor of Medicine, Mayo Clinic, Rochester, MN

Jennifer Katz, MD, FACP

Assistant Professor of Medicine, Director of Enteral Access Team and Parenteral Nutrition Services, NYU Langone Health, New York, NY

Asma P. Khapra, MD

Gastroenterologist, Gastro Health, Fairfax, VA

Jessica D. Korman, MD

Attending Gastroenterologist, Director of Anal Cancer Prevention Research, Capital Digestive Care, Washington, DC

Calley H. Levine, MD

Assistant Professor of Medicine, New York-Presbyterian-Weill Cornell Medicine, New York, NY

Amy S. Oxentenko, MD, FACP

Professor of Medicine; Vice Dean of Practice, Mayo Clinic, Rochester, MN

Mark B. Pochapin, MD, FACP

Director, Division of Gastroenterology and Hepatology, NYU Langone Health, New York, NY

Amandeep K. Shergill, MD, MS, FACP

Chief, Gastroenterology, Veterans Affairs Medical Center/ University of California, San Francisco, San Francisco, CA

Renee L. Williams, MD, MHPE, FACP

Professor of Medicine; Associate Chair, Health Equity and Inclusion, NYU Grossman School of Medicine, New York, NY

ACG GUIDE TO THE GUIDELINES COURSE

Friday, October 25, 2024 | 6:45 pm – 9:30 pm | Room TBD

Course Directors / Faculty: Brennan M. Spiegel, MD, MSHS, FACP, and Hetal A. Karsan, MD, FACP

! This program will be held in-person and will not be livestreamed. It will be recorded and available as on-demand content after the meeting.

ACG GUIDE TO THE GUIDELINES COURSE

Join us for the inaugural ACG "Guide to the Guidelines" (G2G) Course for a fun, vignette-based journey through the ACG clinical practice guidelines! This new course is set to redefine professional development in gastroenterology with its innovative approach to learning. Stay awake and alert as we navigate the essential GI pearls of wisdom through a series of real-world clinical scenarios. With interactive teaching led by Dr. Brennan Spiegel and Dr. Hetal Karsan, this entertaining program includes interactive discussions and challenging multiple choice questions to sharpen your clinical reasoning and improve your knowledge. With the wealth of practical experience brought by our experienced faculty, G2G is designed to sharpen your acumen in both academic and private practice arenas. Don't get FOMO! Whether you're a new trainee or an experienced GI sage, be sure to register for this can't miss educational symposium and bring the best of GI knowledge to your practice, exclusively through the ACG's G2G course. Dinner will be provided.

Expected Outcomes:

By participating in this course, attendees will gain a nuanced understanding of the ACG guidelines, improved confidence in their clinical practice, and an enhanced ability to provide high quality care to their patients. Furthermore, this course aims to create a community of practice among gastroenterologists, fostering ongoing dialogue and collaboration. Attendees will review the ACG guidelines after this course to further hone their expertise.

ACCREDITATION / CME / MOC

The American College of Gastroenterology is accredited by the Accreditation Council for Continuing Medical Education (ACCME) to provide continuing medical education for physicians.

The American College of Gastroenterology designates this other activity (blended learning) for a maximum of 2.5 *AMA PRA Category 1 Credits*[™]. Physicians should claim only the credit commensurate with the extent of their participation in the activity.



Successful completion of this CME activity, which includes participation in the evaluation component, enables the participant to earn

up to 2.5 Medical Knowledge MOC points in the American Board of Internal Medicine's (ABIM) and the American Board of Pediatrics' (ABP) Maintenance of Certification (MOC) programs. Participants will earn MOC points equivalent to the amount of CME credits claimed for the activity. It is the CME activity provider's responsibility to submit participant completion information to ACCME for the purpose of granting ABIM and ABP MOC credit.

COURSE AGENDA

- 6:45 pm Welcome and Course Overview**
Brennan M. Spiegel, MD, MSHS, FACP, and Hetal A. Karsan, MD, FACP
- 7:00 pm Part I: Guideline Vignettes**
- 8:05 pm Break**
- 8:20 pm Part II: Guideline Vignettes**
- 9:10 pm Rapid Review**
- 9:30 pm Course Adjourns**

FACULTY

Hetal A. Karsan, MD, FACP

Chair of Medical Education, United Digestive, Alpharetta, GA

Brennan M. Spiegel, MD, MSHS, FACP

Professor of Medicine and Public Health, Director of Health Services Research, Cedars-Sinai Health System; Cedars-Sinai Site Director, Clinical and Translational Science Institute (CTSI); Assistant Dean, David Geffen School of Medicine at UCLA, Cedars-Sinai, Los Angeles, CA

ASGE ENDOSCOPY COURSE AT ACG:

Everyday Endoscopy: Expertise Meets Evidence

Friday, October 25, 2024 | 7:55 am - 5:00 pm | Terrace Ballroom 1

Course Directors: Michelle A. Anderson, MD, MSc, FASGE, Nalini Guda, MD, MASGE, FACP, and Irving Waxman, MD, FASGE, FACP

i This program will be held in-person, livestreamed, recorded, and available as on-demand content after the meeting.

COURSE DESCRIPTION

Participate in-person or virtually from home or office. You'll still receive the world-class educational experience that is the hallmark of ASGE, including the ability to participate in real-time Q&A sessions. Course materials will be available before the start of the course; upon completion you will receive access to the recording of each presentation along with pdf files of presentations in GI Leap. Looking to access CME and ABIM MOC credit, then plan your participation in this program so you can earn both of these valuable credits. We look forward to your participation at this hybrid event.

LEARNING OBJECTIVES

Upon completion of this educational activity, participants will be able to:

- Describe the latest advancements in endoscope technology and predict future trends in the field.
- Discuss how artificial intelligence is expected to shape the future of endoscopic procedures and improve clinical outcomes.
- Understand the best practices for preventing post-ERCP pancreatitis and apply these techniques in their practice.
- Compare the advantages and disadvantages of plastic versus metal stents for malignant hilar strictures through an evidence-based debate.
- Understand the importance of contamination control in colonoscopy and implement strategies to prevent it.
- Implement best practices for the surveillance and management of Barrett's Esophagus.
- Evaluate the pros and cons of EMR versus ESD for the treatment of Barrett's Esophagus through a structured debate.

ACCREDITATION / CME / MOC

The American Society for Gastrointestinal Endoscopy (ASGE) is accredited by the Accreditation Council for Continuing Medical Education to provide continuing medical education for physicians.

ASGE designates this live activity for a maximum of 8 *AMA PRA Category 1 Credits*[™]. Physicians should claim only the credit commensurate with the extent of their participation in the activity.



Successful completion of this CME activity, which includes participation in the evaluation component, enables the participant to earn up to 8 Medical Knowledge MOC points in the American Board of Internal Medicine's (ABIM) Maintenance of Certification (MOC) program. Participants will earn MOC points equivalent to the amount of CME credits claimed for the activity. It is the CME activity provider's responsibility to submit participant completion information to ACCME for the purpose of granting ABIM MOC credit.

COURSE AGENDA

7:00 am Continental Breakfast

7:55 am Introductions by Course Directors

Course Directors: Michelle A. Anderson, MD, MSc, FASGE, Nalini Guda, MD, MASGE, FACP, and Irving Waxman, MD, FASGE, FACP

SESSION 1: The Future is Now: Advances in Endoscope Technology

8:00 am What's all the Fuss About? Endoscopes Today and Tomorrow

Amandeep K. Shergill, MD, MS, FASGE, FACP

8:20 am AI in IBD: Is It Ready for Prime Time?

Sravanthi Parasa, MD

8:40 am Technology for Pancreaticobiliary Disease: Reaching the "Holy Grail"

Shyam Varadarajulu, MD

9:00 am Keynote: How AI Will Shape the Future of Endoscopy

Prateek Sharma, MD, FASGE, FACP

9:30 am Q & A

9:45 am Break

SESSION 2: ERCP Updates

10:00 am Practical Tips to Treat Large Stones

Prabhleen Chahal, MD, FASGE, FACP

10:20 am Prevention of PEP

James L. Buxbaum, MD

10:40 am Quality in ERCP: Updates

Rajesh N. Keswani, MD

11:00 am Debate: Stenting Malignant Hilar Strictures—Plastic versus Metal

Martin L. Freeman, MD, MASGE, MACG
Raj J. Shah, MD, MASGE

11:20 am Q & A

11:30 am Pick up Lunch

11:30 am Ted Talks (11:30 am - 12:30 pm)

11:45 am How to Integrate New Endoscopic Technology Into Your GI Practice: How Do I Do It?

Andrew S. Ross, MD, FASGE

12:00 pm Break

12:15 pm Pelvic Floor Dysfunction-Associated Anorectal Complications and Their Endoscopic Management

Meghan Barrett-Englert, MD, MS

SESSION 3: Quality and Safety in Endoscopy: Moving the Needle Forward

- 12:30 pm **The Dirty Colon: It's Everyone's Problem**
Renee L. Williams, MD, MHPE, FACG
- 12:50 pm **Management of Antithrombotics in the Perendoscopic Period: Best Practices for Busy Practices**
Alan N. Barkun, MD, CM, MSc (Clin Epi), FASGE, FACG
- 1:10 pm **GLP-1 Agonists: Hold Them or Ignore Them**
Ali Rezaie, MD, MSc, Srividya Kidambi, MD, MS, and Joshua Atkins, MD
- 1:30 pm **SOA: QIs for Capsule Endoscopy and Deep Enteroscopy**
Jonathan A. Leighton, MD, FASGE, FACG
- 1:50 pm **Q & A**

SESSION 4: Barrett's Esophagus in 2024

- 2:10 pm **Best Practices in Surveillance of BE**
Vani J. A. Konda, MD, FASGE, FACG
- 2:30 pm **Management of Post-Resection Strictures**
Dennis J. Yang, MD, FASGE, FACG
- 2:50 pm **Debate: EMR versus ESD**
*Peter V. Draganov, MD, MASGE, FACG
Andrew Y. Wang, MD, FASGE, FACG*
- 3:10 pm **Q & A**
- 3:20 pm **Break**

SESSION 5: Polypectomy: Doing it Faster, Safer and Better

- 3:30 pm **Know Your Polyp: Recognizing Margins and Selecting the Right Approach**
Charles J. Kahi, MD, MSc, FASGE, FACG
- 3:50 pm **Cold Snare Polypectomy: Do's and Don'ts**
Vanessa M. Shami, MD, FASGE, FACG
- 4:10 pm **Bleeding, Perforation, and Incomplete Resection: Management Strategies for Adverse Events in Polypectomy**
Douglas K. Rex, MD, MASGE, MACG
- 4:30 pm **Video-Based SOA: My Top 5 Tips for Polypectomy for the Busy Gastroenterologist**
Aasma Shaukat, MD, MPH, FASGE, FACG
- 4:50 pm **Q & A**
- 5:00 pm **Closing Comments and Adjournment**
*Michelle A. Anderson, MD, MSc, FASGE,
Nalini Guda, MD, MASGE, FACG, and
Irving Waxman, MD, FASGE, FACG*

FOR MORE INFORMATION ABOUT THIS COURSE, CONTACT ASGE

- Toll free: 866-353-ASGE (2743)
- Tel: 630-573-0600
- E-mail: education@asge.org
- Web: www.asge.org

ADDITIONAL EDUCATIONAL SESSIONS

Advanced Practice Providers Lunch Session
Saturday, October 26 | 12:20 pm - 1:35 pm | Room 116

The Advanced Practice Providers Committee invites NP and PA attendees to a lunch featuring a panel of NPs and PAs who will discuss “Digesting Success: Crafting Your Advanced Practice Provider Professional Journey in Gastroenterology.” Join your colleagues at this program which is free for APP attendees. Advance registration is required, and space is limited. Lunch will be served. To register, visit: acgmeetings.gi.org/registration

Diversity, Equity And Inclusion Lunch Session
Sunday, October 27 | 12:20 pm - 1:35 pm | Room 115C

The Diversity, Equity and Inclusion Committee is pleased to present the inaugural DEI lunch session, “A Time to Shine: Underrepresented in Medicine.” The session will focus on a variety of career paths, mitigating and overcoming unique obstacles faced by URIMs and honing the art and skill of networking.

Advance registration is required, and space is limited. This session has a fee of \$25 and lunch will be served. To register, visit: acgmeetings.gi.org/registration

International Breakfast Session - Global Perspectives in Gastroenterology & Hepatology

Monday, October 28 | 6:45 am - 7:45 am | Room 115C

The International Relations Committee invites attendees to a breakfast session highlighting speakers who will present global perspectives on the treatment of GI conditions. The session “Global Perspectives in Gastroenterology & Hepatology” will feature the following presentations:

Co-Moderators: Patricia Ajayi-Fox, MD and Borko Nojkov, MD

- **Viral Hepatitis in Africa** – Hailemichael Desalegn Mekonnen, Sr., MD, PhD
- **Gastric Cancer in Latin America** – Douglas R. Morgan, MD, MPH, FACG
- **Global Priorities in Gastroenterology** – Guilherme G. Macedo, MD, PhD, MACG

This session is open to all attendees and registration is not required. Breakfast will be provided.

2024 ACG ANNUAL POSTGRADUATE COURSE

Course Directors: Jodie A. Barkin, MD, FACG, and Jill K. J. Gaidos, MD, FACG

i The Postgraduate Course includes simultaneous symposia sessions. Only one simultaneous symposia session per day will be livestreamed to virtual participants. The remaining symposia will be recorded and posted to the Conference Platform as on-demand content after the meeting.

In-person registrants can attend any of the simultaneous symposia sessions in Philadelphia and will have access to all on-demand sessions through the Conference Platform after the meeting.

PROGRAM DESCRIPTION

With the need to remain abreast of the many new and emerging advancements in the field of gastroenterology and the patient volume increasing as the population ages, the clinical gastroenterologist is more challenged than ever to deliver the best patient care in each situation they encounter. Research across gastroenterology and hepatology areas progresses at a rapid pace. Advances in technology, diagnostic modalities, and therapeutic options have had a positive impact on the management of many GI diseases. Scientific education, based on critical foundational knowledge and clinical skills, the communication of practical methods for treatment, and the ability to integrate the newest tools in diagnosis with the latest therapeutic/treatment options, are key necessities for the GI clinician to deliver top quality patient care. This course will provide updates on a variety of gastroenterology and hepatology subjects including IBD therapy, colorectal cancer screening, functional GI disorders, esophageal disorders, GI bleeding, and liver disease. Expert faculty will deliver scientific presentations in a variety of formats. Didactic lectures, followed by interactive question and answer sessions, a choice of simultaneous sessions, and in-person and on-demand Optional Learning Luncheons (separate purchase required) on the latest topics in GI and liver clinical care will be offered.

The program is designed primarily for clinicians in GI/hepatology, as well as physician assistants, nurse practitioners, and other advanced practice providers interested in a scientifically sound approach to the management of GI and liver illnesses.

📍 SATURDAY, OCTOBER 26, 2024 | 7:55 AM - 5:00 PM | TERRACE BALLROOM

7:00 am Registration Open
📍 Broad Street Atrium

7:55 am Introduction by Course Directors

📺 SESSION 1A: GI Bleeding: Detection and Correction

Moderator: Neena S. Abraham, MD, MSc (Epid), MACG

8:00 am Peri-Procedural Management of Antithrombotic Agents: How to Minimize Unintended Bleeding and Clotting

Neena S. Abraham, MD, MSc (Epid), MACG

Describe the classes of antithrombotic agents and recognize when to continue, when to stop, and when to restart antithrombotic agents for GI procedures.

8:20 am Non-Variceal Upper GI Bleeding: Inject, Cauterize, Clip, or Spray?

Loren A. Laine, MD, FACG

Provide the latest recommendations on the pre-endoscopic and endoscopic management of non-variceal upper GI bleeds.

8:40 am Small Bowel Bleeding: How to Locate, Treat, and Improve Quality of Care

Jonathan A. Leighton, MD, FACG

Explain the diagnostic and therapeutic approach to patients with small bowel bleeding, with a focus on quality metrics in the performance of video capsule endoscopy and deep enteroscopy.

9:00 am Lower GI Bleeding: Tips for Optimal Localization and Treatment

Neil Sengupta, MD, FACG

Explain ways to improve the medical, endoscopic, and radiologic diagnosis and management of patients with lower GI bleeding.

9:20 am Panel Q & A

9:40 am Break

📺 10:00 am The David Sun Lecture - Creating a Manageable Cockpit for Physicians

Christine A. Sinsky, MD, MACP

Discuss the science supporting the quality, safety, and business cases for focusing on creating a "manageable cockpit" and describe practical leadership, workflow, and teamwork interventions that can improve professional satisfaction and reduce burnout.

📺 SESSION 1B: What's New in the Management of Liver Disease

Moderator: Jasmohan S. Bajaj, MD, MS, FACG

10:30 am Alcohol-Associated Liver Disease: Recommendations From the Guidelines

Vijay H. Shah, MD, FACG

Provide the latest management recommendations for alcohol-associated liver disease based on the recent ACG guidelines.

10:50 am Making Sense of the Alphabet Soup: Updates in Non-Hepatitis C Viral Hepatidities

Paul Martin, MD, FACG

Review recent developments in the diagnosis and treatment of hepatitis A, B, D, and E.

11:10 am Managing Complications of Cirrhosis

Jasmohan S. Bajaj, MD, MS, FACG

Outline the management of variceal bleeding, ascites, encephalopathy, and hepatocellular carcinoma in patients with cirrhosis.

11:30 am Optimizing Outcomes in Acute and Acute-on-Chronic Liver Failure

Atoosa Rabiee, MD, FACG

Define acute and acute-on-chronic liver failure and recognize strategies to improve patient outcomes and discuss when to refer for transplant evaluation.

11:50 am Panel Q & A

12:10 pm Break for Learning Luncheons

Evidence-Based Updates for Today's Clinical Practice

OCTOBER 26-27, 2024 (All Times Are ET)

 INDICATES LIVESTREAM SESSION FOR VIRTUAL REGISTRANTS

SATURDAY OPTIONAL LEARNING LUNCHEONS | 12:20 PM - 1:35 PM

12:20 pm Optional Learning Luncheons – Choose from 12
(You must register separately for learning lunches. See page 28 for details.)

1. Hepatitis C: Far From Over

Paul Y. Kwo, MD, FACG

Provide an overview of screening recommendations, updates in treatment options, and long-term surveillance of patients with hepatitis C.

2. Perfecting Your Clinical Consult: Reflections From a Master Clinician

Lawrence J. Brandt, MD, MACG

Identify ways to improve effective patient and provider communication and optimize the diagnostic evaluation.

3. Autoimmune Enteropathy and Eosinophilic Enteritis

Dejan Micic, MD, FACG

Illustrate the clinical presentation, evaluation, and treatment of eosinophilic gastrointestinal disorders based on current evidence.

4. Hereditary GI Cancers and Gastrointestinal Polyposis Syndromes: Who to Screen, How to Surveil, and What Resources Are Available

Carol A. Burke, MD, FACG

Explore the screening and surveillance recommendations of patients with hereditary GI cancer and polyposis syndromes.

5. Management of an Ileal Pouch: From Symptoms to Cancer Surveillance

Maia Kayal, MD, MS

Define symptoms of ileal pouch dysfunction and provide surveillance and management recommendations.

6. Evaluation and Management of Benign Anorectal Disorders

Satish S.C. Rao, MD, PhD, FACG

Recognize symptoms and signs of common benign anorectal disorders and the associated diagnostic work-up and management.

7. Keeping You Out of Trouble When Endoscopic Complications Happen

Shivangi T. Kothari, MD, FACG

Provide strategies for the effective management of post-procedural complications with a focus on recognition, endoscopic treatment options, team approach, documentation, and communication.

8. Role of Diet in the Management of IBD

Linda A. Feagins, MD, FACG

Compare and contrast the various dietary options for patients with IBD with a focus on therapeutic benefits.

9. Introduction to the GI Hospitalist Program

Michelle L. Hughes, MD

Explain the concept, benefits, disadvantages, and practice structure of a GI hospitalist model.

10. Drug-Induced Liver Injury: How to Diagnose and Prevent

Norah A. Terrault, MD, MPH, FACG

Explain the diagnostic approach to patients with suspected drug-induced liver injury, associated treatments when available, and resources available to providers.

11. Healthcare Maintenance in IBD

Anita Afzali, MD, MPH, MHCM, FACG

Provide recommendations on preventive care, surveillance, and management of comorbidities in patients with IBD.

12. All You Ever Wanted to Know About Dyspepsia and Eructation

Baharak Moshiree, MD, MSc, FACG

Define dyspepsia and eructation and review the diagnostic work-up and available therapies to improve the lives of both your patient and you.

1:35 pm Break

SIMULTANEOUS SYMPOSIA | 1:45 pm - 3:00 pm

SYMPOSIUM A: Battling the Bulge: From Metabolic-Associated Liver Disease to Obesity: What's in My Clinical and Endoscopic Toolbox?

Moderator: Linda Anh B. Nguyen, MD, FACG |  Terrace Ballroom 1

1:45 pm Medical Therapies for Obesity and Their GI Side Effects

Linda Anh B. Nguyen, MD, FACG

Compare the different types, mechanisms of action, efficacy, and potential side effects of weight loss medications on the GI tract.

2:05 pm Metabolic Dysfunction-Associated Steatotic Liver Disease: Causes, Prevention, and Treatment

Nancy S. Reau, MD, FACG

Explain the new classification of metabolic-associated fatty liver disease and describe management strategies focusing on comorbidities and currently available medical therapies.

2:25 pm Bariatric Endoscopy: What's New?

Reem Z. Sharaiha, MD, MSc

Explore the types of endoscopic bariatric procedures, their indications, contraindications, and applications.

2:45 pm Panel Q & A

SYMPOSIUM B: Incidentalomas: What to Do With Unexpected Findings

Moderator: Vanessa M. Shami, MD, FACG |  Terrace Ballroom 2-3

1:45 pm Submucosal Lesions of the GI Tract

Vanessa M. Shami, MD, FACG

Classify different types of submucosal lesions found during endoscopy and explain the diagnostic and therapeutic approaches.

2:05 pm Evaluation and Management of Biliary Strictures

Vivek Kaul, MD, FACG

Differentiate the types of biliary strictures and the diagnostic and therapeutic evaluation, intervention, and surveillance of these lesions.

2:25 pm Focal Liver Lesions: An Imaging Primer From the Guidelines

Anjana A. Pillai, MD, FACG

Explain the different subtypes of liver lesions and their management

2:45 pm Panel Q & A

SYMPOSIUM C: Evaluation and Management of Disorders of the Gut-Brain Axis

Moderator: William D. Chey, MD, FACG |  Terrace Ballroom 4

1:45 pm Evaluation and Management of Chronic Abdominal Pain and Suspected IBS

Jill K. Deutsch, MD, MA

Differentiate organic from functional chronic abdominal pain and explore the medical and complementary therapies available.

2:05 pm Constipation: Pharmacologic and Non-Pharmacologic Therapies

William D. Chey, MD, FACG

Outline the types of medications and other modalities, including dietary and lifestyle modifications, for treatment of constipation.

POSTGRADUATE
COURSE

POSTGRADUATE COURSE

2:25 pm Functional Diarrhea: What's in My Toolbox?

Brian E. Lacy, MD, PhD, FACG

Describe the therapeutic options available for functional diarrhea, including medications, dietary manipulations, and lifestyle interventions.

2:45 pm Panel Q & A

3:00 pm Break

SESSION 1C: Managing Pancreatic Disorders: What You Need to Know Now

Moderator: Jodie A. Barkin, MD, FACG

3:20 pm Management of Acute Pancreatitis: Updates From the Guidelines

Santhi Swaroop Vege, MD, MACG

Provide the most recent recommendations for optimal care of patients with acute pancreatitis based on the recent ACG guidelines.

3:40 pm Chronic Pancreatitis: Managing Pain, Exocrine, and Endocrine Dysfunction

Jodie A. Barkin, MD, FACG

Explain the manifestations and complications of chronic pancreatitis, their epidemiology, and optimal management strategies.

4:00 pm Pancreatic Cysts: Drain it, Surveil it, or Leave it Alone?

Anne Marie Lennon, MD, PhD, FACG

Differentiate pancreatic cyst subtypes and explore which cysts require diagnostic work-up, therapeutic intervention, or surveillance.

4:20 pm Panel Q & A

4:40 pm Take-Home Pearls: What Did We Learn Today?

Jodie A. Barkin, MD, FACG, and Jill K. J. Gaidos, MD, FACG

Review important and practical take-home messages from today's talks.

5:00 pm Adjourn for the day

SUNDAY, OCTOBER 27, 2024 | 7:55 AM - 5:00 PM

7:00 am Registration Open

📍 Broad Street Atrium

7:55 am Introduction by Course Directors

Jodie A. Barkin, MD, FACG, and Jill K. J. Gaidos, MD, FACG

SESSION 2A: Esophageal Disorders

Moderator: Nicholas J. Shaheen, MD, MPH, MACG

8:00 am NERD, GERD, and Everything in Between

Christine Y. Hachem, MD, FACG

Discuss a practical approach to the evaluation and management of heartburn, reflux, and atypical chest pain, including the management of PPI-refractory patients and anti-reflux therapies.

8:20 am Barrett's Esophagus: Screening, Surveillance, Ablate, or Resect?

Nicholas J. Shaheen, MD, MPH, MACG

Review the current recommendations for the evaluation and management of Barrett's esophagus.

8:40 am Esophageal Motility Disorders: Common Presentations, Testing Modalities, and Treatments

Jennifer Horsley-Silva, MD

Provide an overview of the various esophageal motility disorders with their evaluation and management including indications for the use of endoluminal functional lumen imaging probe and high-resolution manometry.

9:00 am Eosinophilic Esophagitis: Updates From the ACG Guidelines

Evan S. Dellon, MD, MPH, FACG

Highlight the key recommendations for the evaluation and management of eosinophilic esophagitis based on the recent ACG guidelines.

9:20 am Panel Q & A

9:40 am Break

SESSION 2B: Personalizing IBD Therapy to Improve Outcomes

Moderator: Jill K. J. Gaidos, MD, FACG

10:00 am Positioning IBD Therapies for UC: Where to Start and When to Switch

David T. Rubin, MD, FACG

Review the current evidence to support optimal positioning of the available ulcerative colitis therapies and when to move on to the next treatment option.

10:20 am Management of Complex Crohn's Disease

Miguel D. Regueiro, MD, FACG

Discuss current evidence-based strategies for treating complex or refractory Crohn's disease including recommendations for post-operative management.

10:40 am Risks of Adverse Side Effects With New IBD Therapies: Selecting Treatment Based on Safety

Millie D. Long, MD, MPH, FACG

Provide an overview of the potential adverse side effects of the newest IBD therapies and how they may impact medication selection.

11:00 am Role of Therapeutic Drug Monitoring in Today's IBD Practice

Jill K. J. Gaidos, MD, FACG

Highlight the continued role for therapeutic drug monitoring in the current management of IBD patients.

11:20 am Colonic Dysplasia in IBD: Surveil or Resect?

Samir A. Shah, MD, FACG

Explore the updated guidelines on CRC surveillance in IBD including the role of endoscopic therapy vs surgical resection.

11:40 am Panel Q & A

12:00 pm Break for Learning Luncheons

SUNDAY OPTIONAL LEARNING LUNCHEONS | 12:20 pm - 1:35 pm

12:20 pm Optional Learning Luncheons – Choose from 12

(You must register separately for learning lunches. See page 28 for details.)

13. Health Disparities Among Patients With Chronic Liver Diseases

Fasiha Kanwal, MD, MSHS

Discuss the prevalence of health inequities within the care of patients with chronic liver disease, and provide strategies to address these inequities to minimize their impact.

14. How Do I Approach the Patient With Diarrhea?

William D. Chey, MD, FACG

Discuss the diagnostic evaluation of chronic diarrhea and management including medical therapies and diet and lifestyle interventions.

15. Evaluating Elevated LFTs

Vijay H. Shah, MD, FACG

Highlight a practical approach to the evaluation of elevated liver enzymes including when to refer to a transplant center.

16. Gastric Premalignant Conditions: Updates From the Guidelines*Douglas R. Morgan, MD, MPH, FACG*

Provide recommendations from the recent ACG guidelines on the evaluation and treatment of gastric premalignant conditions.

17. Elevated Pancreatic Enzymes: Incidental, Drug-Induced, Pathogenic, or Autoimmune?*Vikesh K. Singh, MD, MSc*

Describe the evaluation of a patient with elevated pancreatic enzymes, and explore treatment strategies for the different potential etiologies responsible for this elevation.

18. Cannabis for Gastrointestinal Disorders: Everything You Wanted to Know, But Were Afraid to Ask*Linda Anh B. Nguyen, MD, FACG*

Provide an overview of the endocannabinoid system and identify the role of cannabinoids in the treatment of disorders of gut-brain interaction and inflammatory bowel disease.

19. Gut Dysbiosis and the Role of Fecal Microbiota Transplantation in GI Disorders*Jessica R. Allegretti, MD, MPH, FACG*

Discuss gut dysbiosis and microbiome interventions in disorders of the GI tract.

20. Advancing Your Colonoscopy Skills: Integrating EMR, Water Colonoscopy, and CO₂ Into Your Everyday Practice*Mark B. Pochapin, MD, FACG*

Describe practical tips and evidenced-based recommendations for improving adenoma detection and resection during colonoscopy.

21. Optimizing Diagnosis and Therapy of *H. pylori*: An ACG Guidelines-Based Approach*Shailja C. Shah, MD, MPH*

Discuss the diagnosis and management of *H. pylori*, including treatment failures and refractory disease, focusing on updates from the recent ACG guidelines.

22. Management of Intra-Abdominal and Perianal Abscesses and Fistulae in Crohn's Disease: Antibiotics, Biologics, Drainage, or Surgery?*Andres J. Yarur, MD, FACG*

Highlight evidence-based recommendations for the management of complications of Crohn's disease.

23. Revenge of the Cheesesteak: Foreign Bodies, Food Impactions, and Other Fun Middle of the Night Calls*Melissa Latorre, MD, MS*

Differentiate the use of various endoscopic tools and techniques for the treatment of foreign body ingestion and food impactions.

24. ERCPs: How to Make Difficult Biliary Cannulations Easier and Minimize Your Pancreatitis Risk*Allison R. Schulman, MD, MPH*

Review practical tips for performing ERCP in difficult cases while minimizing the risk for complications, and compare the data on post-ERCP pancreatitis preventative strategies including medical therapies, intravenous fluids, and pancreatic stenting.

1:35 pm Break**SIMULTANEOUS SYMPOSIA | 1:45 pm – 3:00 pm****SYMPOSIUM D: New Innovations in Endoscopy***Moderator: Seth A. Gross, MD, FACG | 📍 Terrace Ballroom 1***1:45 pm Integrating Artificial Intelligence into CRC Screening to Improve Visualization and Characterization***Seth A. Gross, MD, FACG*

Describe how AI can be a useful clinical tool to improve adenoma detection rates and reduce interval colon cancers.

2:05 pm Splitting the Wall: Updates on Submucosal and Full-Thickness Endoscopy*Peter V. Draganov, MD, FACG*

Illustrate the indications for and newest data on various endoscopic tunneling and resection techniques including POEM, ESD, and EFTR.

2:25 pm Punching Through the Wall: Lumen-Apposing Metals Stents—Where Can We Go?*Amrita Sethi, MD*

Discuss the appropriate clinical scenarios for the use of lumen-apposing stents including both endoscopic drainage and endoscopic access procedures.

2:45 pm Panel Q & A**▶ SYMPOSIUM E: Abdominal Distention: Dysmotility, Dysbiosis, or Diet?***Moderator: Baharak Moshiree, MD, MSc, FACG | 📍 Terrace Ballroom 2-3***1:45 pm Gastroparesis: Diagnosis, Medical and Endoscopic Therapies***Baharak Moshiree, MD, MSc, FACG*

Describe evidence-based approaches to the evaluation and treatment of gastroparesis including dietary modifications, medications, and endoscopic therapy.

2:05 pm SIBO, Disaccharidase Deficiencies, Foods, and Functional – What Do I Do?*Brooks D. Cash, MD, FACG*

Illustrate the different causes of bloating, when to consider further evaluation, and provide an overview of treatment options as part of a practical diagnostic approach.

2:25 pm Celiac Disease – What's New and What's on the Horizon*Amy S. Oxentenko, MD, FACG*

Highlight key updates in the evaluation and management of celiac disease.

2:45 pm Panel Q & A**SYMPOSIUM F: Non-IBD Infectious and Inflammatory Colidities***Moderator: David J. Hass, MD, FACG | 📍 Terrace Ballroom 4***1:45 pm Diagnosis and Treatment of *Clostridioides difficile* and Recurrent Infection***Neil H. Stollman, MD, FACG*

Outline current and future therapies for initial and refractory *C. difficile* infection including antibiotics, fecal microbial transplantation, and biologics.

2:05 pm Diverticulitis, SCAD, and Epiploic Appendagitis: What's New?*David J. Hass, MD, FACG*

Describe the clinical presentations, diagnosis, and treatment of various common colonic conditions with a focus on updated recommendations.

2:25 pm When Immunotherapy Goes Wrong: Management of Gastrointestinal, Pancreatic, and Hepatic Toxicities

Shilpa Grover, MD, MPH

Provide guidance on the evaluation and treatment for adverse GI side effects from immunotherapy.

2:45 pm Panel Q & A

3:00 pm Break/Exhibit Hall Opens

 **SESSION 2C: Colon Cancer Screening and Management of Colon Polyps**

Moderator: Aasma Shaukat, MD, MPH, FACG

3:20 pm CRC Screening: When to Start, What Modality to Use, When to Stop

Aasma Shaukat, MD, MPH, FACG

Discuss the recent colon cancer screening guidelines for how best to screen, when to start, and when to stop.

3:40 pm Optimizing Colonoscopy Performance: Tips and Tricks to Improve Quality

Douglas K. Rex, MD, MACG

Describe practical tips and evidenced-based recommendations for improving prep quality, adenoma detection, and complete polyp resection.

4:00 pm Resecting Colon Polyps: Snare, EMR, or ESD?

Shivangi T. Kothari, MD, FACG

Illustrate various techniques for complete polyp resection based on polyp type, size, and location.

4:20 pm Panel Q & A

4:40 pm Take-Home Pearls: What Did We Learn Today?

Jodie A. Barkin, MD, FACG, and Jill K. J. Gaidos, MD, FACG

Review important and practical take-home messages from today's talks.

5:00 pm Postgraduate Course Adjourns

! Separate Purchase Required for Optional Learning Luncheons: You must register for the Postgraduate Course in order to purchase the optional Learning Luncheon Bonus Sessions package. In-person attendees purchasing the package will be able to select one in-person luncheon per day (Saturday and Sunday) during the registration process.

Both in-person and virtual-only attendees will receive access to the faculty presentation slides from ALL 24 Learning Luncheon Bonus Sessions. On-demand Bonus Sessions consist of pre-recorded narrations by faculty of their presentation slides. These recorded sessions will be available to watch on the ACG 2024 Conference Platform, from late October until March 31, 2025. Learning Luncheons will not be livestreamed.

ACCREDITATION / CME / MOC

The American College of Gastroenterology is accredited by the Accreditation Council for Continuing Medical Education (ACCME) to provide continuing medical education for physicians.

The American College of Gastroenterology designates this other activity (blended learning) for a maximum of 36.5 *AMA PRA Category 1 Credits™*. Physicians should claim only the credit commensurate with the extent of their participation in the activity.

AMA PRA Category 1 Credits™ are awarded as follows: 18.5 *AMA PRA Category 1 Credits™* for the Postgraduate Course, and 18 *AMA PRA Category 1 Credits™* for the Postgraduate Course Optional Learning Luncheon Bonus Sessions (Bonus Luncheon Session must be purchased separately).




Successful completion of this CME activity, which includes participation in the evaluation component, enables the participant to earn up to 36.5 Medical Knowledge MOC points in the American Board of Internal Medicine's (ABIM) and the American Board of Pediatrics' (ABP) Maintenance of Certification (MOC) programs. Participants will earn MOC points equivalent to the amount of CME credits claimed for the activity. It is the CME activity provider's responsibility to submit participant completion information to ACCME for the purpose of granting ABIM and ABP MOC credit.

Your Postgraduate Course registration includes the **2024 SELF-ASSESSMENT TEST!**

All PG Course registrants (virtual and in-person) will receive access to the ONLINE version of the test. Registrants who attend in-person in Philadelphia will also receive a PRINTED copy of the test when collecting meeting materials on-site.

THE 2024 EDITION INCLUDES:

- ✓ 300 questions
- ✓ Correct answers, detailed explanations, and a bibliography (with links to PubMed)
- ✓ The ability to track scores overall and by category
- ✓ 35 *AMA PRA Category 1 Credits™* and ABIM MOC points upon successful completion



NOT PARTICIPATING IN THE POSTGRADUATE COURSE?

Purchase the online test:
EDUCATION.GI.ORG

Members: **\$99**
Non-members: **\$150**

!
Online access opens
SEPTEMBER 24, 2024

POSTGRADUATE COURSE

Faculty

Neena S. Abraham, MD, MSc (Epid), MACG
Professor of Medicine, Mayo Clinic, Scottsdale, AZ

Anita Afzali, MD, MPH, MHCM, FACC
Professor of Medicine, Executive Vice Chair, Department of Internal Medicine, University of Cincinnati, Cincinnati, OH

Jessica R. Allegretti, MD, MPH, FACC
Director, Crohn's and Colitis Center, Brigham and Women's Hospital; Associate Professor of Medicine, Harvard Medical School, Cambridge, MA

Jasmohan S. Bajaj, MD, MS, FACC
Professor, Virginia Commonwealth University School of Medicine, Richmond, VA

Jodie A. Barkin, MD, FACC
Associate Professor of Clinical Medicine, University of Miami Miller School of Medicine, Miami, FL

Lawrence J. Brandt, MD, MACG
Professor of Medicine and Surgery, Albert Einstein College of Medicine; Emeritus Chief of Gastroenterology, Montefiore Hospital, Bronx, NY

Carol A. Burke, MD, FACC
Director, Center for Hereditary Polyposis; Program Director of the Carol A. Burke, MD Sheetz Family Endowed Fellowship in Hereditary Gastrointestinal Cancer Syndromes, Departments of Gastroenterology and Hepatology and Colorectal Surgery, Cleveland Clinic Foundation, Cleveland, OH

Brooks D. Cash, MD, FACC
Professor of Medicine; Chief, Division of GI, Hepatology, and Nutrition, University of Texas Health Science Center at Houston, Houston, TX

William D. Chey, MD, FACC
H. Marvin Pollard Professor of Gastroenterology; Chief, Division of GI and Hepatology, University of Michigan, Ann Arbor, MI

Evan S. Dellon, MD, MPH, FACC
Professor of Medicine and Adjunct Professor of Epidemiology, Center for Esophageal Diseases and Swallowing, University of North Carolina at Chapel Hill, Chapel Hill, NC

Jill K. Deutsch, MD, MA
Assistant Professor, Section of Digestive Diseases; Director, Yale Functional Gastrointestinal Disorders Program; Medical Director, GI Motility Lab; Associate Fellowship Program Director, Yale University School of Medicine, New Haven, CT

Peter V. Draganov, MD, FACC
Professor of Medicine, University of Florida, Gainesville, FL

Linda A. Feagins, MD, FACC
Professor of Medicine; Director, Center for Inflammatory Bowel Diseases, Dell Medical School at The University of Texas at Austin, Austin, TX

Jill K. J. Gaidos, MD, FACC
Associate Professor of Medicine, Yale University, New Haven, CT

Seth A. Gross, MD, FACC
Associate Professor of Medicine, NYU School of Medicine; Chief of Gastroenterology, Tisch Hospital, NYU Langone Health, New York, NY

Shilpa Grover, MD, MPH
Director, Onco-Gastroenterology Program, Brigham and Women's Hospital, Boston, MA

Christine Y. Hachem, MD, FACC
Professor of Internal Medicine, St. Louis University, St. Louis, MO

David J. Hass, MD, FACC
Associate Clinical Professor of Medicine, Yale University School of Medicine/PACT Gastroenterology Center, A Partner of HHC, Hamden, CT

Jennifer Horsley-Silva, MD
Associate Professor of Medicine; Senior Associate Consultant, Mayo Clinic, Scottsdale, AZ

Michelle L. Hughes, MD
Assistant Professor, Yale School of Medicine, New Haven, CT

Fasiha Kanwal, MD, MSMS
Professor of Medicine, Michael E. DeBakey VA Medical Center, Houston, TX

Vivek Kaul, MD, FACC
Segal-Watson Professor of Medicine, University of Rochester Medical Center, Rochester, NY

Maia Kayal, MD, MS
Assistant Professor, Icahn School of Medicine at Mount Sinai, New York, NY

Shivangi T. Kothari, MD, FACC
Associate Professor of Medicine, Center for Advanced Therapeutic Endoscopy, University of Rochester Medical Center, Rochester, NY

Paul Y. Kwo, MD, FACC
Professor of Medicine, Stanford University, Redwood City, CA

Brian E. Lacy, MD, PhD, FACC
Professor of Medicine, Mayo Clinic, Jacksonville, FL

Loren A. Laine, MD, FACC
Professor of Medicine; Chief, Section of Digestive Diseases, Yale School of Medicine, New Haven, CT

Melissa Latorre, MD, MS
Section Chief, NYU Langone Health - Manhattan Campus, Larchmont, NY

Jonathan A. Leighton, MD, FACC
Professor of Medicine, Mayo Clinic, Scottsdale, AZ

Anne Marie Lennon, MD, PhD, FACC
Professor of Medicine, University of Pittsburgh, Pittsburgh, PA

Millie D. Long, MD, MPH, FACC
Professor of Medicine, University of North Carolina, Chapel Hill, NC

Paul Martin, MD, FACC
Professor of Medicine, University of Miami School of Medicine, Miami, FL

Dejan Micic, MD, FACC
Associate Professor of Medicine, University of Chicago Medicine, Chicago, IL

Douglas R. Morgan, MD, MPH, FACC
Director, Division of Gastroenterology and Hepatology, University of Alabama School of Medicine, Birmingham, AL

Baharak Moshiree, MD, MSc, FACC
Professor of Medicine, Atrium Health, Charlotte, NC

Linda Anh B. Nguyen, MD, FACC
Clinical Professor; Vice Chief, Stanford University, Redwood City, CA

Amy S. Oxentenko, MD, FACC
Professor of Medicine; Vice Dean of Practice, Mayo Clinic, Rochester, MN

Anjana A. Pillai, MD, FACC
Associate Professor of Medicine, University of Chicago, Chicago, IL

Mark B. Pochapin, MD, FACC
Director, Division of Gastroenterology and Hepatology, NYU Langone Health, New York, NY

Atoosa Rabiee, MD, FACC
Director of Hepatology, Chief of Transplant Services, Assistant Professor of Medicine, VAMC, Washington, DC

Satish S.C. Rao, MD, PhD, FACC
Professor of Medicine, Medical College of Georgia at Augusta University, Augusta, GA

Nancy S. Reau, MD, FACC
Professor of Medicine, Associate Director of Solid Organ Transplantation; Section Chief, Hepatology, Richard B. Capps Chair of Hepatology, Rush University Medical Center, Chicago, IL

Miguel D. Regueiro, MD, FACC
Chair, Digestive Disease Institute, Cleveland Clinic, Cleveland, OH

Douglas K. Rex, MD, MACG
Distinguished Professor of Medicine Emeritus, Indiana University School of Medicine, Indianapolis, IN

David T. Rubin, MD, FACC
Joseph B. Kirsner Professor of Medicine; Professor of Pathology; Chief, Section of Gastroenterology, Hepatology and Nutrition, University of Chicago Medicine, Chicago, IL

Allison R. Schulman, MD, MPH
Associate Professor of Medicine and Surgery, Chief of Endoscopy, Director of Bariatric Endoscopy, University of Michigan, Ann Arbor, MI

Neil Sengupta, MD, FACC
Associate Professor, University of Chicago Medicine, Chicago, IL

Amrita Sethi, MD
Director, Interventional Endoscopy, Columbia University Medical Center-NYP, New York, NY

Samir A. Shah, MD, FACC
Chief of Gastroenterology, The Miriam Hospital; Clinical Professor of Medicine, Alpert Medical School of Brown University, Providence, RI

Shailja C. Shah, MD, MPH
Associate Professor of Medicine, UCSD / Jennifer Moreno Veterans Affairs San Diego Healthcare System, San Diego, CA

Vijay H. Shah, MD, FACC
Kinney Executive Dean of Research Honoring Ronald F. Kinney, Jr.; Carol M. Gatton Professor of Medicine, Physiology, and Cancer Cell Biology; Chairman, Department of Medicine, Mayo Clinic, GI Research Unit, Rochester, MN

Nicholas J. Shaheen, MD, MPH, MACG
Professor of Medicine; Chief, Division of Gastroenterology and Hepatology, University of North Carolina, Chapel Hill, NC

Vanessa M. Shami, MD, FACC
Professor of Medicine, University of Virginia, Charlottesville, VA

Reem Z. Sharaiha, MD, MSc
Associate Professor of Medicine, Director of Therapeutic Endoscopy, Weill Cornell Medical College, New York, NY

Aasma Shaukat, MD, MPH, FACC
Robert M. and Mary H. Glickman Professor of Medicine; Professor of Population Health; Director, GI Outcomes Research, NYU Langone Health, New York, NY

Vikesh K. Singh, MD, MSc
Associate Professor of Medicine; Director, Pancreatitis Center; Medical Director, Pancreatic Islet Autotransplantation Program, Johns Hopkins Hospital, Baltimore, MD

Christine A. Sinsky, MD
Vice President, Professional Satisfaction, American Medical Association, Chicago, IL

Neil H. Stollman, MD, FACC
Associate Clinical Professor of Medicine, University of California San Francisco; Chief, Division of Gastroenterology, Alta Bates Summit Medical Center, Oakland, CA

Norah A. Terrault, MD, MPH, FACC
Professor of Medicine and Chief, Division of Gastrointestinal and Liver Diseases, Keck School of Medicine of USC, University of Southern California, Los Angeles, CA

Santhi Swaroop Vege, MD, MACG
Consultant, Pancreas Clinic, Professor of Medicine, Division of Gastroenterology and Hepatology, Mayo Clinic, Rochester, MN

Andres J. Yarur, MD, FACC
Associate Professor of Medicine, Inflammatory Bowel Disease Center, Cedars-Sinai Medical Center, Los Angeles, CA

2024 ANNUAL SCIENTIFIC MEETING

*Underlined names are presenting authors.

The Annual Scientific Meeting includes simultaneous sessions. Only select simultaneous sessions will livestream to virtual participants. The remaining sessions will be recorded and posted to the Conference Platform as on-demand content after the meeting.

In-person registrants can attend any of the simultaneous sessions in Philadelphia and will have access to all on-demand sessions through the Conference Platform after the meeting.

PROGRAM DESCRIPTION

Gain insight from the experts, learn practical take-home points, and network with your colleagues when you attend the ACG Annual Scientific Meeting. Throughout the Scientific Meeting, faculty will present the latest in GI and hepatology, and how to incorporate findings into patient care. Hear about the latest clinical research during the free papers/oral presentation plenary sessions. In addition, there will be several featured lectures by world-renowned experts that delve into deeper discussion on a specific topic.

Twelve scientific symposia and over 60 oral abstract presentations will allow attendees to hear lecture presentations from experts and to participate in interactive question and answer sessions with the faculty.

In addition, 16 bonus sessions (formerly the breakfast sessions) will be offered as a separate registration option. Finally, ACG's 12th Annual Endoscopy Video Forum will feature the best video presentations submitted from colleagues from across the U.S. and around the world.

The Annual Scientific Meeting program is designed primarily for physicians in gastroenterology and hepatology, as well as physician assistants, nurse practitioners, and other advanced practice healthcare professionals interested in the latest information on state-of-the-art treatment of these illnesses.

MONDAY, OCTOBER 28, 2024 | 7:50 AM - 6:30 PM | TERRACE BALLROOM

6:30 am – 5:00 pm Registration Open

📍 Broad Street Atrium

6:45 am – 7:45 am GI Ignite – Meet the Experts Breakfast Sessions

(Annual Meeting Bonus Sessions A-E; see page 40 for details.)

6:45 am – 7:45 am International Breakfast Session - Global Perspectives in Gastroenterology and Hepatology (see page 23 for details)

📍 Room 115C

7:45 am – 9:30 am Endoscopy School Hands-On Workshop Center – GI-Fellows-Only Sessions

📍 Exhibit Hall E

7:50 am – 6:30 pm Annual Scientific Meeting

7:50 am – 8:00 am Opening Remarks

Jonathan A. Leighton, MD, FACC, ACG President | 📍 Terrace Ballroom 2-3

8:00 am – 9:00 am PRESIDENTIAL PLENARY SESSION 1

Moderators: Jonathan A. Leighton, MD, FACC, and Anita Afzali, MD, MPH, MHCM, FACC | 📍 Terrace Ballroom 2-3

1. Artificial Intelligence-Driven Endoscopic Ultrasound for Detection and Differentiation of Pleomorphic Pancreatic Lesions: A Transatlantic Study

★ ACG International Award

Francisco Mendes, MD¹, Miguel Mascarenhas, MD, PhD¹, Jessica Widmer, MD², Mariano González-Haba, MD³, Tamas Gonda, MD⁴, Belen Agudo, MD³, Tiago Ribeiro, MD¹, Miguel Martins, MD¹, Maria João Almeida, MD⁵, Antonio Pinto da Costa, MD⁶, Yousef Fazel, MD², Marcos Eduardo Lera dos Santos, MD, PhD⁷, Eduardo Horneaux de Moura, MD, PhD⁷, Alexandre Bestetti, MD⁷, Filipe Vilas Boas, MD, PhD⁵, Pedro Moutinho Ribeiro, MD, PhD⁵, Susana Lopes, MD, PhD, FACC¹, Joana Fernandes, BSc⁸, João Ferreira, PhD⁸, Guilherme Macedo, MD, PhD, FACC¹; ¹Centro Hospitalar Universitário de São João, Porto, Portugal, ²NYU Langone Health, New York, NY, ³Hospital Universitario Puerta de Hierro Majadahonda, Madrid, Spain, ⁴New York University Langone Health, New York, NY, ⁵Centro Hospitalar Universitário São João, Porto, Portugal, ⁶Hospital Universitario Puerta de Hierro-Majadahonda, Madrid, Spain, ⁷Hospital das Clínicas da Faculdade de Medicina da Universidade de São Paulo, São Paulo, Brazil, ⁸Faculdade de Engenharia da Universidade do Porto, Porto, Portugal

2. Correlation and Assessment of Small Bowel Lesions Using Cross-Sectional Imaging Techniques vs Small Intestinal Contrast Ultrasonography in Known Crohn's Disease (CACTUS-CD Trial): A Paired, Validating Study (NCT06125678)

★ ACG Outstanding Research Award in the IBD Category

Partha Pal, MD, Mohammed Abdul Mateen, Kanapuram Pooja, PharmD, Uday Kumar Marri, MD, Rajesh Gupta, MD, DM, Manu Tandan, MD, DM, D. Nageshwar Reddy, MD, DM, FACC; Asian Institute of Gastroenterology, Hyderabad, Telangana, India

3. Insurance Coverage for Endoscopic Bariatric Therapy in 2024: Analyses of the Top Insurers in the U.S.

Cynthia Okafor, BS¹, Dima Bechenati, MD², Sagar Shah, MD³, Danny Issa, MD³; ¹University of Texas Medical Branch, Galveston, TX, ²Mayo Clinic, Rochester, MN, ³David Geffen School of Medicine at UCLA, Los Angeles, CA

4. Heartburn Frequency and Symptom Improvement Rates of Treated Episodes When Switching From Daily to On-Demand Vonoprazan Treatment for Non-Erosive Reflux Disease

★ ACG Outstanding Research Award in the Esophagus Category

Ronnie Fass, MD, MACE¹, Joan W. Chen, MD, MS², Joel J. Heidelbaugh, MD, FACC³, Anish Patel, DO⁴, Reena V. Chokshi, MD⁵, Thomas Harris, BSc, PharmD⁶, Hillary Graham, MS⁶, Eckhard Leifke, MD⁶, David Armstrong, MA, MBBCh⁷; ¹MetroHealth Medical Center, Case Western Reserve University, Cleveland, OH, ²University of Michigan, Ann Arbor, MI, ³University of Michigan Medical School, Ann Arbor, MI, ⁴Brooke Army Medical Center, Fort Sam Houston, TX, ⁵Baylor College of Medicine, Houston, TX, ⁶Phathom Pharmaceuticals, Buffalo Grove, IL, ⁷McMaster University, Hamilton, ON, Canada

5. Positive Provocative Testing and Symptom Evaluation for Objective Detection of Upper Extremity Repetitive Use Injuries Among Endoscopists

★ ACG Outstanding Research Award in the General Endoscopy Category (Trainee)

Daryl Ramai, MD, MPH, MSc¹, Gregory Toy, MD², Elizabeth Cardell, PhD², Jamie Leatham, ²Natalie Mudrow, MSc², Kathryn Byrne, MD², John Fang, MD²; ¹University of Utah Health, Salt Lake City, UT, ²University of Utah, Salt Lake City, UT

9:00 am – 9:30 am President's Address

Jonathan A. Leighton, MD, FACC, ACG President | 📍 Terrace Ballroom 2-3
President Introduced by: Amy S. Oxentenko, MD, FACC, ACG President-Elect

OCTOBER 28-30, 2024 (All Times Are ET)

The Annual Scientific Meeting is **FREE** for ACG members!

📺 INDICATES LIVESTREAM SESSION FOR VIRTUAL REGISTRANTS

📺 9:30 am - 10:30 am

PRESIDENTIAL PLENARY SESSION 2

Moderators: Amy S. Oxentenko, MD, FACP, and Anita Afzali, MD, MPH, MHCM, FACP
📍 Terrace Ballroom 2-3

6. Efficacy, Safety, and Tolerability of MoviPrep vs GoLYTELY for Bowel Preparation in Hospitalized Patients Undergoing Colonoscopy: A Randomized Controlled Trial

★ *ACG Governors Award for Excellence in Clinical Research (Trainee)*
Karen Xiao, MD¹, Fatima Khan, MD¹, Richard Link, MD², Armando Dominguez-Diaz, MD², Prince Ameyaw, MD², Valerie Assalone, BSN², Mimoza Nasufi, BSPH², Michelle Hughes, MD¹, Caroline Loeser, MD², Kenneth Hung, MD, MPH¹, Darrick Li, MD, PhD³; ¹Yale School of Medicine, New Haven, CT, ²Yale New Haven Health, Bridgeport Hospital, Bridgeport, CT, ³Yale School of Medicine / Connecticut GI, New London, CT

7. Comparative Effectiveness of Biofeedback and Dextranomer/Hyaluronate Injection for Treatment of Fecal Incontinence: A Multicenter Randomized Controlled Trial

★ *ACG Outstanding Research Award in the Functional Bowel Disease Category*
Adil Bharucha, MBBS, MD¹, Satish S. C. Rao, MD, PhD², William Whitehead, PhD³, Isuzu Meyer, MD, MSPH⁴, William D. Chey, MD, FACP⁵, Jan Busby-Whitehead, MD⁶, Marie Gantz, PhD⁷, Heidi Chua, MD¹, Stacy Menees, MD⁸, William Perry, MBChB, MPH¹, Holly E. Richter, PhD, MD⁹, Amaanti Sridhar, MSc⁷, Jennifer Wu, MD³, Lawrence Szarka, MD¹, Frank Hamilton, MD¹⁰; ¹Mayo Clinic, Rochester, MN, ²Medical College of Georgia, Augusta University, Augusta, GA, ³University of North Carolina at Chapel Hill, Chapel Hill, NC, ⁴University of Alabama at Birmingham Heersink School of Medicine, Birmingham, AL, ⁵University of Michigan, Ann Arbor, MI, ⁶UNC School of Medicine, Chapel Hill, NC, ⁷RTI International, Research Triangle Park, NC, ⁸Michigan Medicine, Ann Arbor, MI, ⁹University of Alabama at Birmingham, Birmingham, AL, ¹⁰National Institutes of Health, Bethesda, MD

8. Primary Sclerosing Cholangitis in the Absence of Inflammatory Bowel Disease Increases the Risk of Colorectal Cancer: A Propensity-Matched Cohort Study

Sagr Alsakarneh, MD¹, Fouad Jaber, MD¹, Adam S. Faye, MD², Jana G. Hashash, MD, MSc³, Mohammad Bilal, MD⁴, Aasma Shaukat, MD, MPH, FACP⁵; ¹University of Missouri - Kansas City School of Medicine, Kansas City, MO, ²NYU Grossman School of Medicine, New York, NY, ³Mayo Clinic, Jacksonville, FL, ⁴University of Minnesota and Minneapolis VA Health Care System, Minneapolis, MN, ⁵NYU Langone Health, New York, NY

9. Rifaximin Monotherapy Is More Effective Than Lactulose Monotherapy for Reducing the Risk of Overt Hepatic Encephalopathy (OHE) Recurrence and All-Cause Mortality: An Analysis of Two Randomized Trials

★ *ACG Outstanding Research Award in the Liver Category*
Jasmohan S. Bajaj, MD, MS, FACP¹, Robert S. Rahimi, MD², Christopher Allen, MS³, Zeev Heimanson, PharmD³, Robert J. Israel, MD³, Kris V. Kowdley, MD, FACP⁴; ¹Virginia Commonwealth University and Central Virginia Veterans Healthcare System, Richmond, VA, ²Baylor University Medical Center, Dallas, TX, ³Salix Pharmaceuticals, Bridgewater, NJ, ⁴Liver Institute Northwest, Seattle, WA

10. Comparative Outcomes Based on the Duration of Vasoconstrictors After Endoscopic Variceal Ligation in Acute Variceal Bleeding: A Systematic Review and Network Meta-Analysis of Randomized Studies

★ *ACG Lawlor Resident Award*
Sushrut Ingawale, MD, MBBS¹, Ankita Singh, DM, MD, MBBS², Sourav Panda, MBBS², Suprabhat Giri, DM, MD, MBBS³; ¹Quinnipiac University Frank H. Netter MD School of Medicine / St. Vincent's Medical Center, Bridgeport, CT, ²Seth Gordhandas Sundardas Medical College and KEM Hospital, Mumbai, Maharashtra, India, ³Kalinga Institute of Medical Sciences, Bhubaneswar, Orissa, India

10:00 am - 4:45 pm **Exhibit Hall Open**

📍 Exhibit Hall E

10:15 am - 4:45 pm **Endoscopy School Hands-On Workshop Center**

📍 Exhibit Hall E

10:30 am - 11:15 am **Exhibitor Product Theater**

📍 Exhibit Hall E

10:30 am - 11:30 am **Break - Visit Exhibit Hall and Browse Scientific Posters**

📍 Exhibit Hall E

11:30 am - 12:00 pm **Exhibitor Product Theater**

📍 Exhibit Hall E

SIMULTANEOUS SYMPOSIA SESSION 1 - Choose from 2 | 11:30 am - 12:45 pm

SYMPOSIUM 1A: Past Presidents' Symposium

Moderator: Samir A. Shah, MD, FACP | 📍 Terrace Ballroom 1

- **Getting It Right the First Time: Choosing the Optimal Treatment for Your IBD Patient**
Siddharth Singh, MD, MS
Past President: John W. Popp, Jr., MD, MACG
Recognize the role of network analysis in comparing IBD treatment options in the absence of head-to-head trials.
- **Pre- and Post-Liver Transplant Pearls for the General Gastroenterologist**
Jennifer C. Lai, MD, MBA
Past President: Lawrence R. Schiller, MD, MACG
Explain what the general gastroenterologist needs to know as they manage a liver transplant patient through the transplant process and beyond.
- **Incorporating Genetic Testing in Your Practice for GI Malignancy: Beyond Just Scoping**
Niloy Jewel Samadder, MD, FACP
Past President: Irving M. Pike, MD, MACG
Discuss how including genetic testing in your practice can improve patient care and outcomes.

SYMPOSIUM 1B: How to Prevent and Manage Adverse Events During Endoscopy

Moderator: Vladimir M. Kushnir, MD, FACP | 📍 Terrace Ballroom 2-3

- **Management of Perforations During Endoscopy**
Vladimir M. Kushnir, MD, FACP
Recognize iatrogenic perforations and review endoscopic closure techniques.
- **Bleeding During and After Endoscopic Interventions**
J. Andy Tau, MD
Discuss tools such as gels/sprays, clips, and coagulation devices for preventing and managing bleeding associated with endoscopic therapies.
- **Post-Procedural Assessment of Pain and Red Flags**
Eun J. Shin, MD, PhD
Manage post-procedural patient communication and follow-up with appropriate laboratory or diagnostic studies.

SYMPOSIUM 1C: Caught in the Middle - Management of Small Bowel Disorders

Moderator: Shabana F. Pasha, MD, FACP | 📍 Terrace Ballroom 4

- **From Intestinal Insufficiency to Failure: Management of Malabsorptive Diarrhea**
Shirley C. Paski, MD
Describe the causes of intestinal insufficiency and failure, and the basic management of malabsorptive diarrhea.
- **Clinical Approach to Small Bowel Bleeding**
Shabana F. Pasha, MD, FACP
Identify the risk factors and presentation of small bowel bleeding and choose appropriate diagnostic strategies.
- **The Underdiagnosis of Celiac Disease - Screening and Management**
Alberto Rubio-Tapia, MD
Outline the new ACG Celiac Disease guideline and detail the hereditary potential for celiac disease, as well as screening strategies and interventions to reduce the risk of disease development.

12:15 pm - 12:45 pm **Exhibitor Product Theater**

📍 Exhibit Hall E

12:45 pm - 2:15 pm **Lunch Break - Visit Exhibit Hall and Browse Scientific Posters**

📍 Exhibit Hall E

12:45 pm - 2:15 pm **ACG-FDA Related Matters and Innovation & Technology Joint Symposium: Health Technology and the Future of Gastroenterology Practice**

📍 Room 119AB

1:00 pm - 1:30 pm **Exhibitor Product Theater**

📍 Exhibit Hall E

ANNUAL SCIENTIFIC MEETING

*Underlined names are presenting authors.

1:00 pm – 2:00 pm **GIQuIC Luncheon - Defining and Transforming Quality in GI**
📍 Room 121A
Separate registration required; see page 12 for details.

1:00 pm – 2:15 pm **Scientific Poster Session – Authors Present / Poster Rounds with the Experts**
📍 Exhibit Hall E

1:45 pm – 2:15 pm **Exhibitor Product Theater**
📍 Exhibit Hall E

SIMULTANEOUS PLENARY SESSIONS 1 – Choose from 2 2:15 pm – 3:00 pm

PLENARY SESSION 1A – COLORECTAL CANCER PREVENTION

Moderators: Daniel J. Pambianco, MD, FACP and Sita S. Chokhvatia, MD, MACG | 📍 Terrace Ballroom 1

11. Evolving Burden of Colorectal Cancer and Its Attributable Risk Factors and Its Trend From 1990–2021: Insights From the Global Burden of Disease Study 2021

Hardik Dineshbhai. Desai, MBBS¹, Lalitkumar Patel, MBBS², Venkata Ramana Katikala, MBBS³, Pragathi Munnangi, MBBS⁴, Bhargav Koyani, MD⁵, George Mathew Mukalil, MD⁶, Abobakr Saleh, MBBS⁷, Himanshu Koyani, MBBS, MS⁸, Gunjan Kochhar, MBBS⁹, Krishna Sajeev, MBBS¹⁰; ¹Gujarat Adani Institute of Medical Sciences, Ahmedabad, Gujarat, India, ²Suburban Medical Center, Schaumburg, IL, ³Konaseema Institute of Medical Sciences and Research Foundation, McKinney, TX, ⁴N.R.I Medical College, Guntur, Andhra Pradesh, India, ⁵Saint Francis Hospital, Evanston, Evanston, IL, ⁶Central Michigan University, Saginaw, MI, ⁷Kasr Alainy Medical School, Cairo University, Cairo, Al Bahr al Ahmar, Egypt, ⁸Sterling Hospital, Rajkot, Gujarat, India, ⁹Punjab Institute of Medical Sciences, Jalandhar, Punjab, India, ¹⁰Government Medical College, Kannur, India

12. Artificial Intelligence-Assisted Colonoscopy Is Associated With Higher Conversions From Screening to Therapeutic Exams

Tessa Herman, MD¹, Daniela Guerrero Vinsard, MD¹, Morgan Freeman, MD², Amy Gravely, MA³, Anders Westanmo, PharmD, MBA³, Mohammad Bilal, MD¹, Brian Hanson, MD³; ¹University of Minnesota and Minneapolis VA Health Care System, Minneapolis, MN, ²University of Minnesota, Minneapolis, MN, ³Minneapolis VA Health Care System, Minneapolis, MN

13. Adoption of a Computer-Aided Detection System May Improve Polyp Detection in Patients With Positive Stool-Based Testing

Rajesh Keswani, MD, MS¹, John E. Pandolfino, MD, MSCI, FACP²; ¹Northwestern Medicine, Chicago, IL, ²Feinberg School of Medicine, Northwestern University, Chicago, IL

14. Endoscopist Aggregated Hot Snare Polypectomy Rate Is Associated With Increased Risk of Colonoscopy Adverse Events

★ *ACG Outstanding Research Award in the Colorectal Cancer Prevention Category*

Seth Crockett, MD¹, Jennifer Holub, MA, MPH², Audrey H. Calderwood, MD, MS³, Rajesh N. Keswani, MD, MS⁴; ¹Oregon Health & Science University, Portland, OR, ²GI Quality Improvement Consortium, Ltd., Bethesda, MD, ³Dartmouth Hitchcock Medical Center, Lebanon, NH, ⁴Northwestern Feinberg School of Medicine, Chicago, IL

PLENARY SESSION 1B – INTERVENTIONAL ENDOSCOPY

Moderators: Dayna S. Early, MD, FACP and James C. Hoble, MD, MSc, FACP | 📍 Terrace Ballroom 2-3

15. Efficacy and Cost Savings With Diclofenac Suppository for Post-ERCP Pancreatitis: Experience From a Tertiary Care Center

ACG Outstanding Research Award in the Interventional Endoscopy Category (Trainee)

Robin Wilson, MD, Peter Fields, MD, Curtis Haas, PharmD, Vivek Kaul, MD, Asad Ullah, MD, Truptesh Kothari, MD, Ahmed Dirweesh, MD, Tanya Bruckel, MD, Myla Strawderman, MS, Shivangi Kothari, MD; University of Rochester Medical Center, Rochester, NY

16. Advancing The Paradigm: Ultra-Early Fistulotomy In Biliary Access During ERCP

João Fernandes, MD¹, Rita Ribeiro, MD², Alda Andrade, MD², Isabel Tarrío, MD², Tarcísio Araújo, MD², Patrício Costa, PhD³, Jorge Canena, MD, PhD⁴, Luís Lopes, MD, PhD, MBA⁵; ¹ULS Alto Minho, ICVS – Life and Health Sciences Research Institute and ICVS/3B's, ULS Cova da Beira, Viseu, Portugal, ²ULS Alto Minho, Viana do Castelo, Portugal, ³ICVS – Life and Health Sciences Research Institute and ICVS/3B's, Viana do Castelo, Portugal, ⁴University Department of Gastroenterology - CUF Tejo Hospital - Nova Medical School, Amadora Santa Hospital, Lisbon, Lisboa, Portugal, ⁵ULS Alto Minho, ICVS – Life and Health Sciences Research Institute and ICVS/3B's, Viana do Castelo, Portugal


17. Postoperative Abdominal Fluid Collections Management With EUS-Guided Transmural Drainage: Timing, Efficacy, and Safety Profile

Muhammad H. Raza, MD¹, Jonathan R. Tiao, MD¹, Lyndon Luk, MD¹, John B. Doyle, MD¹, Kazuki N. Sugahara, MD, PhD², Beth A. Schrope, MD, PhD¹, Michael D. Kluger, MD, MPH¹, John A. Chabot, MD¹, Tamas A. Gonda, MD³, John M. Ponerós, MD¹, Amrita Sethi, MD¹, Kavel H. Visrodia, MD¹; ¹New York-Presbyterian/Columbia University Irving Medical Center, New York, NY, ²Columbia University Irving Medical Center, New York, NY, ³NYU Grossman School of Medicine, New York, NY

18. A Quality Improvement Project: The ERAS Protocol Reduces Post Endoscopic Bariatric Procedure Healthcare Utilization

Farah Abdul Razzak, MD¹, Khushboo Gala, MBBS², Karim Al Annan, MD³, Razan Aburumman, MD¹, Anthony Kerbage, MD¹, Rudy Mrad, MD¹, Donna Maria Abboud, MD⁴, Barham Abu Dayyeh, MD¹, Eric J. Vargas, MD, MS¹; ¹Mayo Clinic, Rochester, MN, ²Mayo Clinic School of Graduate Medical Education, Rochester, MN, ³Mayo Clinic, Hartford, CT, ⁴Mayo Clinic, Miami, FL

2:30 pm – 3:00 pm **Exhibitor Product Theater**
📍 Exhibit Hall E

 **3:05 pm – 3:35 pm** **The American Journal of Gastroenterology Lecture Drug-Induced Liver Injury as an Example for Leveraging Networks for Clinical Research**
Naga P. Chalasani, MD, FACP
Introduced by: Jasmohan S. Bajaj, MD, MS, FACP, and Millie D. Long, MD, MPH, FACP | 📍 Terrace Ballroom 2-3
Describe how collaborative networks can facilitate clinical research, especially for rare conditions such as drug-induced liver injury.

3:35 pm – 4:45 pm **Break – Visit Exhibit Hall/Browse Scientific Posters**
📍 Exhibit Hall E

3:45 pm – 4:30 pm **Exhibitor Product Theater**
📍 Exhibit Hall E

3:45 pm – 4:45 pm **How to Get Published: ACG Journal Editors Roundtable**
Jasmohan S. Bajaj, MD, MS, FACP, Millie D. Long, MD, MPH, FACP, Brian C. Jacobson, MD, MPH, Prateek S. Harne, MD, and Muhammad N. Yousof, MD | 📍 Room 119AB

SIMULTANEOUS SYMPOSIA SESSION 2 – Choose from 3 4:45 pm – 6:00 pm

SYMPOSIUM 2A: Complex Pancreaticobiliary Challenges

Moderator: V. Raman Muthusamy, MD, MAS, FACP | 📍 Terrace Ballroom 1

- **Assessing and Managing Ampullary Adenomas**
Galen Leung, MD
Discuss the endoscopic evaluation and resection options for ampullary adenomas.
- **Large CBD Stones: Getting a Rock Out of a Hard Place**
Akwi W. Asombang, MD, MPH, FACP
Explain cholangiogram assessment and therapeutic techniques and devices necessary to successfully remove large bile duct stones.
- **Let It Flow: How to Optimize Drainage of the Obstructed Bile Duct**
V. Raman Muthusamy, MD, MAS, FACP
Outline appropriate drainage techniques for malignant hilar and distal biliary obstruction.
- **The Hot Gallbladder: Time to Call the Gastroenterologist?!**
Danny Issa, MD
Describe patient selection and endoscopic transpapillary and transmural techniques for gallbladder drainage.

▶ **SYMPOSIUM 2B: Clinical Updates in the Management of Hospitalized IBD Patients**

Moderator: Edward V. Loftus, Jr., MD, FACG | 📍 Terrace Ballroom 2-3

• **Improving Outcomes for the Hospitalized IBD Patient: Strategies for Optimizing Inpatient Care**

Tauseef Ali, MD, FACG

Describe the initial management for hospitalized IBD patients including diagnostic work-up, supportive care recommendations, diet, and symptom control.

• **The Crohn's Disease Patient Presenting With Obstructive Symptoms – What Is the Best Intervention?**

Edward V. Loftus, Jr., MD, FACG

Highlight indications for surgery versus medical optimization for the Crohn's patient, including the role of corticosteroids, advanced therapies, endoscopic therapies, and inpatient supportive care regimens.

• **The Biologic-Experienced Ulcerative Colitis Patient – Continue or Cut?**

Kara De Felice, MD, FACG

Summarize the appropriate candidates and options for advanced therapy versus surgery for biologic-experienced IBD patients.

▶ **SYMPOSIUM 2C: Live From Philly! The 12th Annual Endoscopy Video Forum**

Moderators: Jodie A. Barkin, MD, and Vivek Kaul, MD, FACG

📍 Terrace Ballroom 4

Judges: Sean Bhalla, MD, Laith H. Jamil, MD, FACG, Pichamol Jirapinyo, MD, MPH, Lauren G. Khanna, MD, MS, Guilherme G. Macedo, MD, PhD, MACG, Vanessa M. Shami, MD, FACG, C. Roberto Simons Linares, MD

Demonstrate interesting endoscopic findings and techniques encountered in daily clinical practice.

V1. The Runaway Bowel: Endoscopic Tethering for Management of a Delayed EUS-Guided Gastroenterostomy Dehiscence

Ali Lahooti, BS¹, Anam Rizvi, MD¹, Muhammad Usman. Baig, MBBS¹, Kate E. Johnson, BS¹, SriHari Mahadev, MD², Kartik Sampath, MD¹, David L. Carr-Locke, MD, FACG¹, Reem Sharaiha, MD¹; ¹Weill Cornell Medicine, New York, NY, ²New York-Presbyterian / Weill Cornell Medical Center, New York, NY

V2. Lost in the Biliary Maze: A Rare Case of TIPS Stent Misplacement Successfully Treated With EDGE

Alejandra Vargas, MD¹, Michael Saadeh, MD², Steve D'Souza, MD³, Ana Vilela, MD¹, Adam Lustig, MD¹, Parth Parekh, MD¹; ¹Eastern Virginia Medical School, Norfolk, VA, ²University Hospitals Cleveland Medical Center, Case Western Reserve University, Cleveland, OH, ³Case Western Reserve University / MetroHealth, Cleveland, OH

V3. Endoscopic Ultrasound-Guided Ileo-Colostomy Creation to Manage Distal Small Bowel Obstruction

Brysen Keith, DO, MSBE¹, Shria Kumar, MD, MSCE², Jodie A. Barkin, MD, FACG³, Sunil Amin, MD, MPH¹, Sean Bhalla, MD¹; ¹University of Miami Miller School of Medicine, Miami, FL, ²University of Miami, Miami, FL, ³University of Miami Miller School of Medicine, Boca Raton, FL

V4. Building Bridges: NOTES Salvage for EUS-Guided Gastroenterostomy

Carter E. Edmunds, MD¹, Dalton A. Norwood, MD², Babusai Rapaka, MD³, Jessica McCreight, ³, Rachel Mitchell, ³, Shajan Peter, MD³, Ali Ahmed, MD³, Kondal Kyanam, MD³, Ramzi Mulki, MD³, Sergio A. Sánchez-Luna, MD³; ¹University of Alabama at Birmingham Hospital, Birmingham, AL, ²UAB Minority Health & Health Equity Research Center, The University of Alabama at Birmingham Heersink School of Medicine, Birmingham, AL, ³Basil I. Hirschowitz Endoscopic Center of Excellence, The University of Alabama at Birmingham Heersink School of Medicine, Birmingham, AL

V5. Suture Traction-Assisted Bearclaw Fistula Closure: A Case Series Describing a Novel Endoscopic Technique for Fistula Closure

Joelle Sleiman, MD, Mohammad Abureesh, MD, Jean M. Chalhoub, MD, Sherif Andrawes, MD, Youssef El Douaihy, MD; Staten Island University Hospital, Northwell Health, Staten Island, NY

V6. Endoscopic Intermuscular Dissection for Large, Obstructing Subepithelial Tumor of the Transverse Colon Using the Novel Dynamic Rigidizing Overtube

Marina Kim, DO¹, Tamadar Abdulrhman Al Doheyan, MD², Roshan Raza, MD², Mohamed Othman, MD²; ¹Saint Louis University, St. Louis, MO, ²Baylor College of Medicine, Houston, TX

▶ **6:00 pm – 6:30 pm ACG Annual Business Meeting**

All Members and Fellows of ACG are invited.

📍 Terrace Ballroom 2-3

6:30 pm Annual Scientific Meeting Adjourns for the Day

▶ **TUESDAY, OCTOBER 29, 2024**

8:30 AM – 6:25 PM | TERRACE BALLROOM

7:00 am – 5:00 pm Registration Open

📍 Broad Street Atrium

7:15 am – 8:15 am GI Ignite – Meet the Experts Breakfast Sessions

(Annual Meeting Bonus Sessions F-J; see page 40 for details.)

8:30 am – 6:25 pm Annual Scientific Meeting

SIMULTANEOUS PLENARY SESSIONS 2 – Choose from 2

8:30 am – 10:00 am

PLENARY SESSION 2A – SMALL INTESTINE / FUNCTIONAL / LIVER

Moderators: Patricia D. Jones, MD, FACG and Kyle D. Staller, MD, MPH

📍 Terrace Ballroom 1

19. Phase 3, Double-Blind, Randomized STARS Trial of Apraglutide Once-Weekly in Patients with Short Bowel Syndrome and Intestinal Failure (SBS-IF): Subgroup Analyses by Baseline Demographics and SBS Disease Characteristics

Kishore Iyer, MD, MBBS¹, Francisca Joly, MD, PhD², Donald Kirby, MD³, Simon Lal, MD, PhD⁴, Kelly Tappenden, PhD, RD⁵, Palle Jeppesen, MD, PhD⁶, Nader N. Youssef, MD, MBA, FACG⁷, Mena Boules, MD⁸, Chang Ming, MS, PhD⁹, Tomasz Masiar, MD⁷, Susanna Huh, MD, MPH⁷, Tim Vanuytsel, MD, PhD⁹; ¹Mount Sinai Medical Center, New York, NY, ²Centre for Intestinal Failure, Hôpital Beaujon, Paris, Ile-de-France, France, ³Cleveland Clinic, Cleveland, OH, ⁴University of Manchester, Manchester, England, United Kingdom, ⁵The University of Utah, Salt Lake City, UT, ⁶Rigshospitalet, Copenhagen University Hospital, Copenhagen, Sjælland, Denmark, ⁷Ironwood Pharmaceuticals, Boston, MA, ⁸Ironwood Pharmaceuticals, Inc., Boston, MA, ⁹Leuven Intestinal Failure and Transplantation Center, University Hospital, Leuven, Brussels Hoofdstedelijk Gewest, Belgium

20. The Safety of Angiotensin Receptor Blockers in Celiac Disease

Isabel A. Hujoel, MD¹, Margaux L.A. Hujoel, PhD²; ¹University of Washington, Seattle, WA, ²Brigham and Women's Hospital, Harvard Medical School, Seattle, WA

THE CONFERENCE PLATFORM IS OPEN!

Register today and start building your personal schedule for ACG 2024.

▶ VISIT THE PLATFORM: ACG2024.eventscribe.net

Use the Conference Platform to prioritize your time by planning your on-site activities in advance—browse and bookmark sessions to build a personalized schedule, and view presentations, posters, events, and exhibitors.

To create an account, you will need the ACG order number listed on the confirmation email you received after registering for ACG 2024 (see page 11 for details about the Conference Platform). When the meeting app is available in October, your Conference Platform schedule will sync to the app on your device, for use at the meeting in Philadelphia.

Note: only registered attendees will be able to create accounts and save itineraries that will sync to the meeting app.

ANNUAL SCIENTIFIC MEETING

*Underlined names are presenting authors.

21. Comparative Evaluation of Gas-Sensing Capsule and Wireless Motility Capsule for Transit Time Assessment in Motility Disorders

Braden Kuo, MD, MSc¹, Allen Lee, MD², Thomas Abell, MD³, Ashok Attaluri, MD⁴, Michael Cline, DO⁵, William L. Hasler, MD⁶, Vincent Ho, MBBS, PhD⁷, Anthony J. Lembo, MD⁸, Amir Masoud, MD⁹, Richard W. McCallum, MD¹⁰, Baharak Moshiree, MD¹¹, Eamonn Quigley, MD¹², Satish S. C. Rao, MD, PhD¹³, Mayra Sanchez, MD¹⁴, Irene Sarosiek, MD¹⁵, Abigail Stocker, MD³, Brian Surjanhata, MD¹⁶, Jerry Zhou, PhD⁷, William D. Chey, MD, FACP²; ¹Center for Neurointestinal Health, Massachusetts General Hospital, Boston, MA, ²University of Michigan, Ann Arbor, MI, ³University of Louisville School of Medicine, Louisville, KY, ⁴Olathe Medical Center, Olathe, KS, ⁵Cleveland Clinic Foundation, Cleveland, OH, ⁶Mayo Clinic Arizona, Scottsdale, AZ, ⁷Western Sydney University, Sydney, New South Wales, Australia, ⁸Digestive Disease Institute, Cleveland Clinic, Cleveland, OH, ⁹Hartford Healthcare/Connecticut GI, Madison, CT, ¹⁰Texas Tech University Health Sciences Center School of Medicine, El Paso, TX, ¹¹Advocate Health Wake Forest Medical University, Charlotte, NC, ¹²Houston Methodist Hospital, Houston, TX, ¹³Medical College of Georgia, Augusta University, Augusta, GA, ¹⁴Hartford HealthCare, Hartford, CT, ¹⁵Texas Tech University Health Sciences Center, El Paso, TX, ¹⁶Massachusetts General Hospital, Boston, MA

22. The Use of Non-Fasting Breath Gas Levels to Predict Response to a FODMAP Restricted Diet

Prashant Singh, MD¹, Robert Burke, MSc², Barry McBride, MSc³, Claire Shortt, PhD⁴, William D. Chey, MD, FACP⁵; ¹University of Michigan, Ann Arbor, MI, ²FoodMarble Digestive Health Ltd., Tipperary, Ireland, ³FoodMarble Digestive Health Ltd., Dublin, Ireland, ⁴FoodMarble, Dublin, Ireland

23. Pharmacologic Therapy for Alcohol Use Disorder Is Under-Utilized in Alcohol-Associated Liver Disease Among Commercially Insured U.S. Adults

Alex R. Jones, MD¹, Yue Jiang, PhD², Meena M. Tadros, BS¹, Olgerd Bardhi, MD¹, Prajwal Gowda, BS¹, Madhukar Patel, MD, MBA¹, Ben Lippe, PhD¹, Van Ngo, PharmD³, Mary Olumesi, PharmD¹, Raelene Trudeau, PharmD¹, Jessica Whitt, PharmD¹, Layne Jordan, MD¹, Alvaro Noriega Ramirez, BS¹, Akhil Shenoy, MD⁴, Arjmand Mufti, MD¹, Thomas Cotter, MD¹, Mack Mitchell, MD¹, Lisa B. VanWagner, MD, MSc¹, Amit G. Singal, MD, MS⁵, Sarah R. Lieber, MD, MSCR¹; ¹University of Texas Southwestern Medical Center, Dallas, TX, ²Duke University, Chapel Hill, NC, ³University of Texas Southwestern Medical Center, Dallas, TX, ⁴Columbia University Irving Medical Center, New York, NY, ⁵University of Texas Southwestern, Dallas, TX

24. Post Liver Transplantation Management of Alcohol Use Disorder Lowers Mortality and Risk of Relapse

Himsikhar Khatanar, MD¹, Omar Al'Taani, MD¹, Muhammad Ali Butt, MD¹, Shahid M. Malik, MD², Nabeeha Mohyuddin, MD¹; ¹Allegheny General Hospital, Pittsburgh, PA, ²University of Pittsburgh Medical Center, Pittsburgh, PA

25. Clinical Characteristics of Patients Older Than 70 Years Registered for Liver Transplantation: Analysis of 22 Years Data From UNOS Registry

Ragesh B. Thandassery, MD¹, Casey Barnett, PharmD², Allison A. Wells, MS³, Cem Cengiz, MD²; ¹Central Arkansas Veterans Healthcare System, Little Rock, AR, ²Central Arkansas Veterans HealthCare System, Little Rock, AR, ³University of Arkansas for Medical Sciences, Little Rock, AR

26. Impact of Sex on Liver Transplant Waitlist and Post-Transplant Outcome by Disease Etiology

★ *ACG/Radhika Srinivasan Gender-Based Research Award*
Chencheng Xie, MD¹, Sajid Jalil, MD², Mohamed A. Elfeki, MD¹, Mohanad Awadalla, MD³, Abdellatif Ismail, MD⁴, Prabha Bhandari, MD⁵, Shaikhoun Mohammed, MD⁶, Robert Wong, MD, MS, FACP⁷, Zobair Younossi, MD, MPH, FACP⁸, Winston Dunn, MD⁹, Ashwani Singal, MD, MS, FACP⁵; ¹University of South Dakota, Sioux Falls, SD, ²Stanford University School of Medicine, San Jose, CA, ³Beth Israel Deaconess Medical Center, Boston, MA, ⁴University of Maryland Medical Center, Baltimore, MD, ⁵University of Louisville School of Medicine, Louisville, KY, ⁶Macon Medical Group PC, Atlanta, GA, ⁷Stanford/VA Palo Alto, Palo Alto, CA, ⁸The Global NASH Council, Washington, DC, ⁹University of Kansas Medical Center, Kansas City, KS

27. Increased Rates of Post-Transplant Diabetes Among Liver Transplant Recipients With Food Insecurity

Ashley H. Jowell, MD, MS, Jacqueline B. Henson, MD, Andrew J. Muir, MD, MHS; Duke University School of Medicine, Durham, NC

PLENARY SESSION 2B – COLON / GENERAL ENDOSCOPY / GI BLEED / PRACTICE MANAGEMENT

Moderators: Costas H. Kefalas, MD, MMM, FACP and Renee L. Williams, MD, MHPE, FACP | Terrace Ballroom 2-3

28. Evaluating the Risk of Non-Colorectal Cancers in Individuals With a False Positive Blood-Based Colorectal Cancer Screening Test

Daniel C. Chung, MD¹, Darrell M. Gray, MD, MPH², Harminder Singh, MBBS, MD, MPH, FACP³, Rachel B. Issaka, MD, MAS⁴, Victoria M. Raymond, MS⁵, Craig Eagle, MD⁶, Sylvia Hu, PhD⁷, Darya Chudova, PhD⁶, AmirAli Talasaz, PhD⁶, Joel K. Greenson, MD⁸, Frank A. Sinicrope, MD⁹, Samir Gupta, MD¹⁰, William M. Grady, MD¹¹; ¹Massachusetts General Hospital, Boston, MA, ²Gray Area Strategies LLC, Owings Mills, MD, ³University of Manitoba, Winnipeg, MB, Canada, ⁴Hutchinson Institute for Cancer Outcomes Research, Fred Hutchinson Cancer Center, Seattle, WA, ⁵Guardant Health, San Diego, CA, ⁶Guardant Health, Palo Alto, CA, ⁷Guardant Health, Fort Lee, NJ, ⁸University of Michigan, Ann Arbor, MI, ⁹Mayo Clinic, Rochester, MN, ¹⁰UC San Diego, San Diego, CA, ¹¹Fred Hutchinson Cancer Center, Seattle, WA

29. Infliximab Versus Vedolizumab in Outpatient Treatment of Immune Checkpoint Inhibitor Colitis

Joel A. Joseph, MBBS¹, Matthew J. Townsend, MD, MSc², Aakash K. Somappa, MBBS³, Jordan Sack, MD, MPH⁴, Nicole R. LeBoeuf, MD, MPH⁵, Elad Sharon, MD, MPH⁶, Shilpa Grover, MBBS, MPH⁴; ¹Brigham and Women's Hospital, Boston, MA, ²Duke University Medical Center, Boston, MA, ³Brigham and Women's Hospital, Boston, MA, ⁴Brigham and Women's Hospital / Harvard Medical School, Boston, MA, ⁵Dana-Farber Brigham Cancer Center / Harvard Medical School, Boston, MA, ⁶Dana-Farber Cancer Institute / Harvard Medical School, Boston, MA

30. Risk of Bleeding After Colorectal Endoscopic Mucosal Resection in Patients With Cirrhosis: A Propensity-Matched Analysis of the US Collaborative Network

★ *ACG Outstanding Research Award in the Colon Category (Trainee)*
Azizullah Beran, MD¹, Khaled Elfert, MD², Mouhand F.H. Mohamed, MD, MSc³, Douglas Rex, MD¹, Indira Bhavsar-Burke, MD, MHPE⁴, John Guardiola, MD¹; ¹Indiana University School of Medicine, Indianapolis, IN, ²West Virginia University, Morgantown, WV, ³Mayo Clinic, Rochester, MN, ⁴University of Texas Southwestern Medical Center, Dallas, TX

31. Think Before You Ink: Endoscopist-Rated Utility of Tattoo Placement for Identifying Colorectal Polyps Referred for Endoscopic Resection – A Prospective Multicenter Study

Natalie Wilson, MD¹, Rahul Karna, MD², Mohanad Awadalla, MD³, Frances Dang, MD⁴, Ronald Turner, MD⁵, Roya Dastjerdi, MPH⁶, Markus Goldschmidt, MD⁷, John G. Lee, MD⁴, Douglas Pleskow, MD³, Tyler M. Berzin, MD⁶, Shawn Shah, MD⁵, Thomas Tielleman, MD⁵, Jason Samarasena, MD⁴, Moamen Gabr, MD³, Mohammad Bilal, MD⁷; ¹University of Minnesota, Minneapolis, MN, ²University of Minnesota Medical Center, Minneapolis, MN, ³Beth Israel Deaconess Medical Center, Boston, MA, ⁴University of California, Irvine, Orange, CA, ⁵University of Texas Southwestern, Dallas, TX, ⁶Beth Israel Deaconess Medical Center, Harvard Medical School, Boston, MA, ⁷University of Minnesota, Minneapolis VA Health Care System, Minneapolis, MN

32. Recycling in Ambulatory Gastrointestinal Endoscopy: A Single Center Experience

★ *ACG Outstanding Research Award in the General Endoscopy Category*
Immanuel K. Ho, MD, FACP¹, Mary Coniglio², Carolyn Simeonides, RN², Daniel V. Carr, MSN, RN³, Karen Rodriguez², Frederick A. Nunes, MD¹; ¹Perelman School of Medicine at the University of Pennsylvania, Philadelphia, PA, ²University of Pennsylvania Health System, Philadelphia, PA, ³Penn Medicine, Marlton, NJ

33. Glucagon-Like Peptide-1 Receptor Agonists and Capsule Endoscopy in Patients with Diabetes: A Matched Cohort Study

★ *ACG Governors Award for Excellence in Clinical Research*
Tarek Odah, MD, Asrita Vattikonda, MD, Mark Stark, MD, Bhaumik Brahmabhatt, MD, Frank J. Lukens, MD, Dilhana S. Badurdeen, MD, Jana G. Al Hashash, MD, MSc, FACP, Francis A. Farraye, MD, MSc, FACP; Mayo Clinic, Jacksonville, FL

34. Gastrointestinal Bleeding in Post-PCI Patients on Antiplatelet Therapy and the Predictive Value of the PRECISE-DAPT Score

★ *ACG Outstanding Research Award in the GI Bleeding Category (Trainee)*
Jesus A. Guzman, MD¹, Kahtan Fadah, MD¹, Kavita Gupta, MD¹, Vishwajeet Singh, PhD¹, Alok Dwivedi, PhD², Debabrata Mukherjee, MD¹, Kazuo Okajima, MD¹, Sherif E. Elhanafi, MD¹, Marc Zuckerman, MD¹; ¹Texas Tech University Health Sciences Center, El Paso, TX, ²Texas Tech University Health Sciences Center, El Paso, TX

35. Compliance Rate of Discharging Post Variceal Bleed Patients on Non-Selective Beta Blocker: A Quality Improvement Project

★ *ACG Auxiliary Award (Trainee)*

Haider Ghazanfar, MD¹, Sameer Kandhi, MD¹, Franklin Sosa, MD¹, Ali Ghazanfar, MBBS², Harish Patel, MD¹; ¹BronxCare Health System, Bronx, NY, ²Fauji Foundation Hospital, Rawalpindi, Punjab, Pakistan

36. Automated Methods for Post-Procedure Follow-Up are Effective and Reduce Workload

Shail Govani, MD, MSc¹, Debbie Sauls, RN, BSN¹, Billee Corwin, BSN, RN², Sara Dayton¹, Raghuram Reddy, MD¹, Bruce Hennessy, MD¹; ¹Ohio Gastroenterology Group, Columbus, OH, ²Ohio Gastroenterology Group, Dublin, OH

10:00 am – 4:30 pm **Exhibit Hall Open**

📍 Exhibit Hall E

10:05 am – 4:30 pm **Endoscopy School Hands-On Workshop Center**

📍 Exhibit Hall E

▶ 10:05 am – 10:35 am **ACG's J. Edward Berk Distinguished Lecture – Exploring New Frontiers: Innovations Shaping the Future of Gastrointestinal Endoscopy**

Michelle A. Anderson, MD, MSc | 📍 Terrace Ballroom 2-3

Introduced By: Jonathan A. Leighton, MD, FACG, ACG President

Identify challenges and opportunities in adopting emerging technology in gastrointestinal procedures.

10:35 am – 11:30 am **Break – Visit Exhibit Hall and Browse Scientific Posters**

📍 Exhibit Hall E

10:35 am – 11:30 am **Exhibitor Product Theater**

📍 Exhibit Hall E

SIMULTANEOUS SYMPOSIA SESSION 3 – Choose from 3

11:30 am – 12:45 pm

SYMPOSIUM 3A: Challenges in Cirrhosis Management

Moderator: Joseph Ahn, MD, MS, MBA, FACG | 📍 Terrace Ballroom 1

• **Portal Hypertension Complications and Management**

Joseph Ahn, MD, MS, MBA, FACG

Implement guideline-based management of ascites, variceal bleeding, and common portal hypertension-related complications.

• **Palliative Care and Symptom/Pain Management in Cirrhosis**

Nneka Ufere, MD

Illustrate the use of palliative care and effective symptom management for improving health outcomes in patients with end-stage liver disease.

• **Evaluation and Management of AKI and HRS in Cirrhosis**

Arun B. Jesudian, MD, FACG

Identify acute kidney injury and hepatorenal syndrome, and appropriate management options for patients with cirrhosis.

▶ **SYMPOSIUM 3B: Management of Obesity in 2024: The Role of the Gastroenterologist**

Moderator: Asmeen Bhatt, MD, PhD | 📍 Terrace Ballroom 2-3

• **Approach to Caring for Patients Living With Obesity**

Richard I. Rothstein, MD, MACG

Determine best practices for patients living with obesity and ensure the proper tools for managing their care in your practice.

• **Non-Surgical Management of Obesity**

Asmeen Bhatt, MD, PhD

Formulate non-surgical treatment strategies using lifestyle intervention, meal replacement therapies, anti-obesity medications, and endobariatric therapies in adult and adolescent populations living with obesity.

• **Managing Complications in the Post-Bariatric Surgery Patient**

Thiruvengadam Muniraj, MD, PhD, FACG

Outline medical and endoscopic management of nutritional deficiencies and surgical complications in the post-bariatric surgery patient.

SYMPOSIUM 3C: Beyond PPIs: New Treatments for GERD and EoE

Moderator: Fouad J. Moawad, MD, FACG | 📍 Terrace Ballroom 4

• **Medical and Dietary Therapies of Eosinophilic Esophagitis**

Nirmala Gonsalves, MD, FACG

Discuss the role of available treatment options for EoE including dietary management.

• **Medical and Dietary Management of GERD**

Fouad J. Moawad, MD, FACG

Explain the role of the available treatment options for gastroesophageal reflux disease including dietary management.

• **Endoscopic Management of GERD**

Bashar J. Qumseya, MD

Describe the endoscopic treatment options for GERD and identify appropriate indications for their implementation.

11:45 pm – 12:15 pm **Exhibitor Product Theater**

📍 Exhibit Hall E

12:30 pm - 1:00 pm **Exhibitor Product Theater**

📍 Exhibit Hall E

12:45 pm – 2:15 pm **Lunch Break – Visit Exhibit Hall and Browse Scientific Posters**

📍 Exhibit Hall E

1:00 pm – 2:15 pm **Scientific Poster Session – Authors Present / Poster Rounds with the Experts**

📍 Exhibit Hall E

1:15 pm - 1:45 pm **Exhibitor Product Theater**

📍 Exhibit Hall E

2:00 pm - 2:30 pm **Exhibitor Product Theater**

📍 Exhibit Hall E

SIMULTANEOUS PLENARY SESSION 3 – Choose from 2

2:15 pm – 3:45 pm

PLENARY SESSION 3A – ESOPHAGUS / STOMACH / PRACTICE MANAGEMENT

Moderators: Kenneth R. DeVault, MD, MACG and Felice Schnoll-Sussman, MD, MSc, FACG | 📍 Terrace Ballroom 1

37. GLP-1 Agonists Use Is Associated With Lower Use of PPI and Do Not Worsen Outcomes in Patients With GERD: A National Database Analysis

★ *ACG Auxiliary Award (Trainee)*

Luis M. Nieto, MD¹, Sharon Narvaez, MD², Pedro Palacios-Argueta, MD³, Do Han Kim, MD⁴, Donghyun Ko, MD⁵, Saurabh Chawla, MD¹, Kenneth Vega, MD, FACG⁶, Laura Davisson, MD⁷; ¹Emory University School of Medicine, Atlanta, GA, ²Universidad de Guayaquil, School of Medicine, Atlanta, GA, ³Mayo Clinic Florida, Jacksonville, FL, ⁴Mount Sinai Morningside and West, Icahn School of Medicine at Mount Sinai, New York, NY, ⁵Yale-New Haven Health/Bridgeport Hospital, Bridgeport, CT, ⁶Medical College of Georgia at Augusta University, Augusta, GA, ⁷West Virginia University, Morgantown, WV

38. Abnormal Secondary Peristalsis Demonstrated by FLIP Panometry is Frequently Seen in Patients With Normal Peristalsis on High-Resolution Manometry

Rhea Fogla, MD¹, Gaurav Ghosh, MD², Michelle Lee, MD³, Felice Schnoll-Sussman, MD, FACG¹, Philip Katz, MD, FACG⁴; ¹New York-Presbyterian / Weill Cornell Medical Center, New York, NY, ²New York-Presbyterian Hospital/Weill Cornell, New York, NY, ³New York-Presbyterian Hospital/Weill Cornell Medical Center, New York, NY, ⁴Weill Cornell Medicine, New York, NY

ANNUAL SCIENTIFIC MEETING

*Underlined names are presenting authors.

39. Incidence of Young-Onset Barrett's Esophagus is Increasing: A Population-Based Study From a Multi-Institutional National Database

Anila Vasireddy, MD¹, Apoorva K. Chandar, MBBS, MPH², Mart Andrew Maravillas, MS³, Jaime A. Perez, PhD⁴, Sandra Algarin Perneth, MD⁵, Cadman Leggett, MD⁵, Prasad G. Iyer, MD, MS, FACG⁶, Srinivas Gaddam, MD, MPH⁷, Amrit K. Kamboj, MD⁷; ¹University of Pennsylvania Health System, Philadelphia, PA, ²Case Western Reserve University School of Medicine, Cleveland, OH, ³University Hospitals Cleveland Medical Center, Akron, OH, ⁴University Hospitals Clinical Research Center, Cleveland, OH, ⁵Mayo Clinic, Rochester, MN, ⁶Mayo Clinic, Phoenix, AZ, ⁷Cedars-Sinai Medical Center, Los Angeles, CA

40. High Economic Burden Yet Low Clinical Value: Why Is So Much Sucralfate Prescribed?

Neha Wadhavkar, MD¹, Laura Varnum, PharmD², Steven Moss, MD³; ¹Brown University, Providence, RI, ²Brown Medicine/Brown Physicians, Inc., Providence, RI, ³Brown Medicine/Lifespan, Providence, RI

41. Efficacy of 10-day VAL (Vonoprazan, Amoxicillin, and Levofloxacin) vs 14-day Standard Triple Therapy for *Helicobacter pylori* Eradication: A Multicenter Randomized Controlled Trial

Suttigiat Sangsuwan, MD¹, Anuchit Suksamai, MD², Noppamate Preechathamwong, MD³, Sukhum Songserm, MD⁴, Krit Opuchar, MD¹, Sakkarin Chirapongsathorn, MD, MSc¹, Kachonsak Yongwatana, MD¹; ¹Phramongkutklao Hospital, Bangkok, Krung Thep, Thailand, ²Fort Suranari Hospital, Phramongkutklao Hospital, Bangkok, Krung Thep, Thailand, ³Fort Wachirawut Hospital, Nakhon Si Thammarat, Nakhon Si Thammarat, Thailand, ⁴Fort Somdej Phra Naresuan Maharaj Hospital, Phitsanulok, Thailand

42. Evaluating the Use of an On-Demand Telehealth Platform as a Mechanism to Prevent Emergency Department (ED) Visits for Patients Presenting With Gastrointestinal (GI) Symptoms

Russ R. Arjal, MD¹, Chad Ellimoottil, MD, MS², Jason Sugar, MD³, Fred B. Rosenberg, MD¹, David R. Beswick, MD¹, Naresh T. Gunaratnam, MD⁴; ¹WovenX Medical Group, Chicago, IL, ²University of Michigan, Ann Arbor, MI, ³Washington Gastroenterology, Bellevue, WA, ⁴MNGI Digestive Health, Ann Arbor, MI

43. Holding for Late-Breaking Abstract

44. Holding for Late-Breaking Abstract

45. Holding for Late-Breaking Abstract

PLENARY SESSION 3B – OBESITY / BILIARY-PANCREAS

Moderators: Laith H. Jamil, MD, FACG and Shivangi T. Kothari, MD, FACG | 9 Terrace Ballroom 2-3

46. Comparative Efficacy and Safety of Bariatric Surgery, Bariatric Endoscopy, and GLP-1 Receptor Agonists in Obesity Management: A Network Meta-Analysis

Jena Velji-Ibrahim, MD, MSc¹, Dhruvil Radadiya, MD², Kalpit Devani, MD¹; ¹Prisma Health-Upstate/University of South Carolina School of Medicine, Greenville, SC, ²Kansas University Medical Center, Kansas City, KS

47. Durability and Weight Outcomes of the Bariatric Anastomotic Reduction System Clips in Patients With Refractory Weight Regain After (RYGB) Gastric Bypass Surgery: A 1-Year Follow-Up Study

Maryam Alkhatry, MD¹, Mohammad Ali-Haddad, MD, FACG², Fedaa Housen, MD¹, Bashar Almasri, MD, PhD¹, Hayder Makki, MD³, Farah Soukieh, MBBSCh⁴; ¹IBHOH Emirate Health Services, RAK, Ras Al Khaimah, United Arab Emirates, ²Indiana University School of Medicine, Indianapolis, IN, ³IBHOH Emirate Health Services, Sharjah, Sharjah, United Arab Emirates, ⁴Emirates Health Services, Sharjah, Sharjah, United Arab Emirates

48. Ten-Year Outcomes of Endoscopic Sleeve Gastroplasty for the Treatment of Obesity

Ali Lahooti, BS¹, Anam Rizvi, MD¹, Muhammad Usman. Baig, MBBS¹, Cynthia Akagbosu, MD, MA¹, SriHari Mahadev, MD², Kartik Sampath, MD¹, David L. Carr-Locke, MA, MD, FACG¹, Louis Aronne, MD¹, Alpana Shukla, MD¹, Kate E. Johnson, BS¹, Andrea Herr, NP¹, Carolyn Newberry, MD², Sonal Kumar, MD, MPH³, Reem Sharaiha, MD¹; ¹Weill Cornell Medicine, New York, NY, ²New York-Presbyterian / Weill Cornell Medical Center, New York, NY, ³Weill Cornell Medical College, New York, NY

49. Artificial Intelligence-Assisted Digital Cholangioscopy for the Diagnosis and Morphological Characterization of Indeterminate Biliary Strictures: A Multicentric Study

Miguel Mascarenhas, MD, PhD¹, Jessica Widmer, MD², Mariano González-Haba, MD³, Francisco Mendes, MD¹, Tamas Gonda, MD⁴, Belen Agudo, MD³, Tiago Ribeiro, MD¹, Miguel Martins, MD¹, Antonio Pinto da Costa, MD⁵, Yousef Fazel, MD², Marcos Eduardo Lera dos Santos, MD, PhD⁶, Eduardo Horneaux de Moura, MD, PhD⁶, Filipe Vilas Boas, MD, PhD⁷, Pedro Pereira, MD, PhD¹, Bruno Mendes, ⁸, João Ferreira, PhD⁸, Guilherme Macedo, MD, PhD, FACG¹; ¹Centro Hospitalar Universitário de São João, Porto, Portugal, ²NYU Langone Health, New York, NY, ³Hospital Universitario Puerta de Hierro Majadahonda, Madrid, Spain, ⁴New York University Langone Health, New York, NY, ⁵Hospital Universitario Puerta de Hierro-Majadahonda, Madrid, Spain, ⁶Hospital das Clínicas da Faculdade de Medicina da Universidade de Sao Paulo, São Paulo, Brazil, ⁷Centro Hospitalar Universitário São João, Porto, Portugal, ⁸Faculdade de Engenharia da Universidade do Porto, Portugal

50. Performance of a Novel Artificial Intelligence System for Detection of Solid Pancreatic Mass Lesions at Real-Time Endoscopic Ultrasound (EUS)

★ *ACG Outstanding Research Award in the Biliary/Pancreas Category*
Ji Young Bang, MD, MPH¹, Adrian Saftoiu, MD², Jayapal Ramesh, MD¹, Anca Udristoiu, PhD³, Lucian Gruionu, PhD³, Elena Codruta Gheorghe, MD², Gabriel Gruionu, PhD⁴, Udaykumar Navaneethan, MD¹, Robert Hawes, MD¹, Shyam Varadarajulu, MD¹; ¹Orlando Health, Digestive Health Institute, Orlando, FL, ²Universitatea de Medicina si Farmacie Carol Davila din Bucuresti, Bucharest, Bucuresti, Romania, ³Universitatea din Craiova, Craiova, Dolj, Romania, ⁴Indiana University School of Medicine, Indianapolis, IN

51. Safety and Efficacy of Endoscopic Ultrasound-Guided Radiofrequency Ablation for Branch Duct-Intraductal Papillary Mucinous Neoplasms: A Single Arm Clinical Trial

★ *ACG Governors Award for Excellence in Clinical Research (Trainee)*
Vanisha Patel, MD¹, Zarine K. Shah, MD¹, Phil Hart, MD¹, Stacey Culp, PhD², Hamza Shah, MD¹, Raj Shah, MD¹, Jordan Burlen, MD¹, Peter J. Lee, MD¹, Georgios Papachristou, MD, PhD¹, Somashekar G. Krishna, MD¹; ¹The Ohio State University Wexner Medical Center, Columbus, OH, ²Ohio State University, Columbus, OH

52. GLP-1 Receptor Agonists and Pancreatic Cancer Risk in Drug-Naive Patients With Type 2 Diabetes

ACG Outstanding Research Award in the Biliary/Pancreas Category (Trainee)
Khaled Alsabbagh Alchirazi, MD¹, Ahmed El Telbany, MD, MPH², Michelle Baliss, DO³, Muaz Alsabbagh, MD⁴, Wissam Kiwan, MD⁵, Mohammad Bilal, MD⁶; ¹Aurora Healthcare, Brookfield, WI, ²University of New Mexico, Albuquerque, NM, ³SSM Health Saint Louis University Hospital, St. Louis, MO, ⁴Cleveland Clinic, Cleveland, OH, ⁵Saint Louis University, St. Louis, MO, ⁶University of Minnesota and Minneapolis VA Health Care System, Minneapolis, MN

53. Development and Validation of a Mortality Risk Score for Acute Pancreatitis Patients in the ICU

★ *ACG Auxiliary Award (Trainee)*
Hassam Ali, MD¹, Vishali Moond, MD², Fnu Vikash, MD³, Dushyant S. Dahiya, MD⁴, Manesh Kumar Gangwani, MD⁵, Waqas Rasheed, MD⁶, Amir Sohail, MD⁷, Umar Hayat, MD⁸, Mona A. Ali, MD⁹, Pratik Patel, MD¹⁰, Syed Muhammad Ali Najafi, MBBS¹¹, Fouad Jaber, MD¹², Douglas Adler, MD¹³; ¹East Carolina University Brody School of Medicine, Greenville, NC, ²Saint Peter's University Hospital, New Brunswick, NJ, ³Saint Peter's University Hospital/Robert Wood Johnson Medical School, New Brunswick, NJ, ⁴The University of Kansas School of Medicine, Kansas City, KS, ⁵University of Toledo, Toledo, OH, ⁶University of Kentucky, Lexington, KY, ⁷NYU Langone Health, Long Island, NY, ⁸Geisinger Wyoming Valley Medical Center, Wilkes-Barre, PA, ⁹Mansoura University, Mansoura, Ad Daqahliyah, Egypt, ¹⁰Mather Hospital/Hofstra University Zucker School of Medicine, Port Jefferson, NY, ¹¹Services Institute of Medical Sciences, Lahore, Punjab, Pakistan, ¹²University of Missouri - Kansas City School of Medicine, Kansas City, MO, ¹³Center for Advanced Therapeutic (CATE), Centura Health, Porter Adventist Hospital, Peak Gastroenterology, Denver, CO

54. Identifying Diagnostic Patterns for Exocrine Pancreatic Insufficiency in Adults With Chronic or Recurrent Acute Pancreatitis: Findings From the PACT-CP Registry

Rahul Pannala, MD¹, Paramjit Benipal, MD², Kenneth L. Buch, MD³, David C. Whitcomb, MD, PhD⁴, Jennifer Pack, MSN⁵, Janine Twal, PharmD⁵, Jodie A. Barkin, MD, FACC⁶; ¹Mayo Clinic, Scottsdale, AZ, ²Marian Regional Medical Center, Santa Maria Gastroenterology Medical Group, Santa Maria, CA, ³Genesis, Encino, CA, ⁴University of Pittsburgh, UPMC and Ariel Precision Medicine, Pittsburgh, PA, ⁵Nestlé Health Science, Bridgewater, NJ, ⁶University of Miami Miller School of Medicine, Boca Raton, FL

2:45 pm – 3:15 pm Exhibitor Product Theater

📍 Exhibit Hall E

3:45 pm – 4:30 pm Break – Visit Exhibit Hall and Browse Scientific Posters

📍 Exhibit Hall E

📺 4:30 pm – 5:00 pm Emily Couric Memorial Lecture – Kindness-Influenced Trust and Healing

Leonard L. Berry, PhD, MBA

Introduced by: Jonathan A. Leighton, MD, FACC, ACG President | 📍 Terrace Ballroom 2-3

Demonstrate that kindness is a behavior with multiple dimensions that not only influences patients' trust and healing but benefits clinicians as well.

5:00 pm – 5:10 pm Break**SIMULTANEOUS SYMPOSIA SESSION 4 – Choose from 2**

5:10 pm – 6:25 pm

SYMPOSIUM 4A: How to Address Abdominal Pain

Moderator: Lin Chang, MD, FACC | 📍 Terrace Ballroom 1

• Take Another Look – Beyond IBS

Lavanya Viswanathan, MD, MS, FACC

Describe how to identify and manage conditions which present similarly to irritable bowel syndrome, such as disaccharidase deficiencies, SIBO/IMO, cannabis use/abuse, gastropathies, and enteropathies.

• The Role of Neuromodulators – When and How to Use Them

Lin Chang, MD, FACC

Explain the mechanisms of action of neuromodulators to treat specific symptoms including nausea, vomiting, abdominal pain, diarrhea, and constipation.

• After the Visit – Resources to Offer Your Patients

Jill K. Deutsch, MD

Outline patient-focused adjunct resources, such as nutrition services, psychologist services (hypnosis, CBT), CAM, and clinical apps, for tracking symptoms and clinical management.

📺 SYMPOSIUM 4B: Tackling Advanced Colon Polyps

Moderator: Douglas K. Rex, MD, MACG | 📍 Terrace Ballroom 2-3

• Tips and Tricks on Characterizing Large Polyps – Measure Twice!

Douglas K. Rex, MD, MACG

Characterize large or advanced polyps based on criteria from three different classification systems: Paris, NICE, JNET.

• Resection of Advanced Neoplastic Lesions – EMR or ESD?

Mohamed O. Othman, MD

Differentiate scenarios where polyps should be removed via ESD or EMR.

• Practical Pearls for Avoiding Polypectomy Complications

Uzma D. Siddiqui, MD, FACC

Review strategies to avoid polypectomy complications during colonoscopy, including bleeding, perforation, and incomplete resection.

6:25 pm Adjourn for the Day**🕒 WEDNESDAY, OCTOBER 30, 2024**

8:30 AM - 12:15 PM | TERRACE BALLROOM

8:15 am – 11:30 am Registration Open

📍 Broad Street Atrium

8:30 am – 12:15 pm Annual Scientific Meeting**SIMULTANEOUS PLENARY SESSION 4 – Choose from 2**

8:30 am – 10:15 am

PLENARY SESSION 4A – LIVER

Moderators: Paul Y. Kwo, MD, FACC and Nancy S. Reau, MD, FACC

| 📍 Terrace Ballroom 1

55. Comparative Efficacy of Mycophenolate Mofetil vs Azathioprine in Autoimmune Hepatitis: A Systematic Review and Meta-Analysis

Momen Mohamed Ibrahim, MBBCh¹, Noheir Fathy, MBBCh², Momen Hassan Moussa, MBBCh¹, Mayar Ibrahim, MBBCh¹, Mhd Kutaiba Albuni, MD³, Bisher Sawaf, MD⁴, Karam Motawea, MD¹; ¹Alexandria University, Alexandria, Al Iskandariyah, Egypt, ²Aswan University, Aswan, Aswan, Egypt, ³TriHealth, Doha, Ad Dawhah, Qatar, ⁴University of Toledo, Toledo, OH

56. Efficacy and Safety of Seladelpar in Patients With Primary Biliary Cholangitis and Compensated Liver Cirrhosis in the Open-Label, Long-Term ASSURE Safety Study: Interim Results

Stuart C. Gordon, MD¹, Ira Jacobson, MD², Ziad H. Younes, MD³, Marina Silveira, MD⁴, Joost Drenth, PhD⁵, Ulrike Morgera, MD⁶, George Dalekos, PhD⁷, Jeong Heo, MD, PhD⁸, Ke Yang, PhD⁹, Carrie Heusner, PhD⁹, Daria B. Crittenden, MD⁹, Charles A. McWherter, PhD⁹; ¹Creighton University School of Medicine, Detroit, MI, ²NYU Grossman School of Medicine, New York, NY, ³GastroOne, Germantown, TN, ⁴Yale University School of Medicine, New Haven, CT, ⁵Radboud University Medical Center, Nijmegen, Gelderland, Netherlands, ⁶Outpatient Clinic, Charité, Universitätsmedizin Berlin, Berlin, Brandenburg, Germany, ⁷Thessalia University Medical School, Larissa, Thessaloniki, Greece, ⁸Pusan National University and Biomedical Research Institute, Busan, Pusan-jikhalsi, Republic of Korea, ⁹CymaBay, a Gilead Sciences Company, Fremont, CA

57. Monitoring Gaps and Treatment Disparities Among Adults With Chronic Hepatitis B Infection in the United States: Role of Treatment Eligibility Criteria

Robert Wong, MD, MS, FACC¹, George Therapondos, MD², Mamta K. Jain, MD³, Bolin Niu, MD⁴, Onkar Kshirsagar, MS⁵, Mae Thamer, PhD⁶; ¹Stanford/VA Palo Alto, Palo Alto, CA, ²Ochsner Health System, New Orleans, LA, ³UT Southwestern Medical Center, Dallas, TX, ⁴Case Western Reserve University / MetroHealth, Cleveland, OH, ⁵MTPPI, Bethesda, MD, ⁶MTPPI, Potomac, MD

58. Assessment of Resmetrom Efficacy (80 mg vs 100 mg) Stratified by Baseline Body Mass Index and Weight in Patients From the MAESTRO-NASH Trial

Mazen Nouredden, MD, MHSc¹, Jörn M. Schattenberg, MD², Rebecca Taub, MD³, Dominic Labriola, PhD³, Rohit Loomba, MD, MHSc⁴; ¹Houston Methodist Hospital, Houston, TX, ²Saarland University Medical Center, Homburg, Saarland, Germany, ³Madrigal Pharmaceuticals, West Conshohocken, PA, ⁴University of California San Diego School of Medicine, La Jolla, CA

59. A Recent Epidemiologic Shift in Herbal and Dietary Supplement-Induced Liver Injury: Two Decades of Experience From the U.S. Drug-Induced Liver Injury Network

Dina Halegoua-DeMarzio, MD¹, Victor Navarro, MD², Huiman Barnhart, PhD³, Herb L. Bonkovsky, MD⁴, Robert Fontana, MD⁵, Paul Hayashi, MD⁶, Christopher Koh, MD⁷, Alisa Likhitsup, MD⁵, Jose Serrano, MD, PhD⁷, Andrew Stolz, MD⁸, Raj Vuppalanchi, MD⁹; ¹Sidney Kimmel Medical College at Thomas Jefferson University, Philadelphia, PA, ²Thomas Jefferson Health, Philadelphia, PA, ³Duke Clinical Research Institute, Durham, DE, ⁴Wake Forest University School of Medicine, Winston-Salem, NC, ⁵University of Michigan Medical School, Ann Arbor, MI, ⁶FDA, Silver Spring, MD, ⁷National Institutes of Health, Bethesda, MD, ⁸Keck School of Medicine of the University of Southern California, Los Angeles, CA, ⁹Indiana University School of Medicine, Indianapolis, IN

ANNUAL SCIENTIFIC MEETING

*Underlined names are presenting authors.

60. Association of Sodium Glucose Co-Transporter-2 Inhibitors and Serious Liver Events in Patients With Cirrhosis on Diuretics: A Global Cohort Study

Mohamad-Noor Abu-Hammour, MD¹, Aravinthan Vignarajah, MD², Nishanthi Vigneswaramoorthy, MD³, Dian Chiang, MD⁴; ¹Cleveland Clinic Fairview, Cleveland, OH, ²Cleveland Clinic Foundation, Cleveland, OH, ³SUNY Upstate Medical University, Syracuse, NY, ⁴Digestive Disease Institute, Cleveland Clinic, Moreland Hills, OH

61. Evaluating the Impact of Palliative Care Consultation on 30- and 90-Day Readmissions Among Patients With Decompensated Cirrhosis: A National Perspective

Aya Akhras, MD¹, Saadia Nabi, MD¹, Luis Santiago Zayas, MD¹, Kristen Santana, MD¹, Mohammed Akram, MD¹, Mahesh Tummala, MD¹, Carmen Tormo Carrillo, MD¹, Waseem Wahood, MD, MS², Sinay Ceballos, MD¹, Deannys Batista, MD¹, Alisha Menon, MD¹, Bernardo Reyes, MD¹, Franklin Kasmin, MD¹; ¹HCA Florida Aventura Hospital and Medical Center, Aventura, FL, ²University of Miami Miller School of Medicine at Jackson Memorial Hospital, Miami, FL

62. Holding for Late-Breaking Abstract

63. Holding for Late-Breaking Abstract

64. Holding for Late-Breaking Abstract

PLENARY SESSION 4B – IBD

Moderators: Jean-Paul Achkar, MD, FACP and Elizabeth Paine, MD | Terrace Ballroom 2-3

65. Fecal Microbiota Transplantation (FMT) With Bezlotoxumab Was Not Better Than FMT Alone in Inflammatory Bowel Disease Patients and Recurrent *Clostridioides difficile* Infection: Results From a Randomized Controlled Trial

★ *ACG Governors Award for Excellence in Clinical Research*

Jessica R. Allegretti, MD, MPH, FACP¹, Jordan Axelrad, MD, MPH², Rahul S. Dalal, MD, MPH³, Heidi Cabral, BS, MS³, Alexander Carlin, BS³, Jenna Marcus, BA⁴, Colleen R. Kelly, MD, FACP⁴, Ari Grinspan, MD⁵, Monika Fischer, MD, MS⁶; ¹Brigham and Women's Hospital, Harvard Medical School, Boston, MA, ²NYU Grossman School of Medicine, New York, NY, ³Brigham and Women's Hospital, Boston, MA, ⁴Brigham and Women's Hospital, Harvard Medical School, Boston, MA, ⁵Icahn School of Medicine at Mount Sinai, New York, NY, ⁶Indiana University, Indianapolis, IN

66. Major Adverse Cardiovascular Events in Patients With IBD Taking Anti-TNF vs JAK Inhibitors: A Propensity Matched Cohort Analysis

Sagr Alsakarne, MD¹, Mahmoud Madi, MD², Fouad Jaber, MD¹, Francis A. Farraye, MD, MSc, FACP³, Adam S. Faye, MD⁴, Freddy Caldera, DO, PhD⁵; ¹University of Missouri - Kansas City School of Medicine, Kansas City, MO, ²St. Louis University School of Medicine, St. Louis, MO, ³Mayo Clinic, Jacksonville, FL, ⁴NYU Grossman School of Medicine, New York, NY, ⁵University of Wisconsin School of Medicine and Public Health, Middleton, WI

67. Impact of Gender-Affirming Hormone Therapy in Transgender and Gender Non-Conforming Patients With Inflammatory Bowel Disease

Austin Lin, MD¹, Jenna Davison, MD, MPH², Shravya Pothula, MD³, Justin Field, MD⁴, Kira L. Newman, MD, PhD¹, Sara N. Horst, MD⁵, Benjamin Click, MD³, Victor Chedid, MD, MS², Audrey Bennett, MD⁶; ¹University of Michigan, Ann Arbor, MI, ²Mayo Clinic, Rochester, MN, ³University of Colorado, Aurora, CO, ⁴University of California San Francisco, San Francisco, CA, ⁵Vanderbilt Inflammatory Bowel Disease Clinic, Nashville, TN, ⁶Vanderbilt University Medical Center, Nashville, TN

68. Respiratory Syncytial Virus Vaccine Is Associated With Better Outcomes in Inflammatory Bowel Disease Patients Over 60 Years Old: A U.S. Propensity-Matched Study

★ *ACG Outstanding Research Award in the IBD Category (Trainee)*

Osama Hamid, MD¹, Shaikhoon S. Mohammed, MD², Mohanad Awadalla, MD³, Faris Hammad, MD⁴, Miguel D Regueiro, MD⁵; ¹University of Texas Southwestern Medical Center, Dallas, TX, ²Emory Clinic/Emory Healthcare, Atlanta, GA, ³Beth Israel Deaconess Medical Center, Boston, MA, ⁴Cleveland Clinic Foundation, Westlake, OH, ⁵Cleveland Clinic, Cleveland, OH

69. Real World Comparison of Effectiveness, Durability, and Safety of First-Line Advanced Therapies for Ulcerative Proctitis

Rahul Dalal, MD, MPH¹, Lindsay Clarke, MD², Alexander Carlin, BS¹, Heidi Cabral, BS, MS¹, Jessica R. Allegretti, MD, MPH, FACP³; ¹Brigham and Women's Hospital, Boston, MA, ²Brigham and Women's Hospital, Harvard Medical School, Boston, MA, ³Brigham and Women's Hospital, Harvard Medical School, Boston, MA

70. Efficacy and Safety of Upadacitinib Maintenance Treatment in Patients With Moderately to Severely Active Crohn's Disease: Two Year Results From the U-ENDURE Long-Term Extension Study

Geert R. D'Haens, MD, PhD¹, Edouard Louis, MD², Edward V. Loftus, MD, FACP³, Miguel D Regueiro, MD⁴, Vipul Jairath, MChB⁵, Fernando Magro, ⁶, Hiroshi Nakase, MD⁷, Elena Dubcenco, MD⁸, Ana Paula Lacerda, MD⁸, Tian Feng, MD⁸, Benjamin Duncan, PhD⁸, Tao Wang, MD⁸, Samuel Anyanwu, MD⁸, Fernando Aponte, MD⁸, Irina Blumenstein, MD, PhD⁹; ¹Amsterdam University Medical Center, Amsterdam, Limburg, Netherlands, ²University Hospital CHU of Liège, Liege, Belgium, ³Mayo Clinic College of Medicine and Science, Rochester, MN, ⁴Cleveland Clinic, Cleveland, OH, ⁵Western University, London, ON, Canada, ⁶Centro Hospitalar São João, Porto, Portugal, ⁷Sapporo Medical University School of Medicine, Sapporo, Hokkaido, Japan, ⁸AbbVie, North Chicago, IL, ⁹Goethe University Hospital, Frankfurt, Hamburg, Germany

71. Efficacy of Mirikizumab by Baseline Disease Location in Moderately to Severely Active Crohn's Disease: Results of the Phase 3 VIVID-1 Study

★ *ACG Governors Award for Excellence in Clinical Research*

Edward Barnes, MD, MPH¹, Peter Bossuyt², Marc Ferrante, MD, PhD³, Britta Siegmund, MD⁴, Frederick Durand⁵, Deborah A. Fisher, MD, MHS⁶, Nathan Morris⁵, Guanglei Yu⁵, Sonja M. Bragg, BS, MPH⁵, Aline Charabaty, MD⁷; ¹University of North Carolina at Chapel Hill School of Medicine, Chapel Hill, NC, ²Imelda GI Clinical Research Center, Imelda General Hospital, Bonheiden, Antwerpen, Belgium, ³University Hospitals, Leuven, Vlaams-Brabant, Belgium, ⁴Med. Klinik für Gastroenterologie, Infektiologie, Rheumatologie, Charité – Universitätsmedizin Berlin, Freie Universität Berlin, Humboldt-Universität zu Berlin, Campus Benjamin Franklin, Hindenburgdamm, Berlin, Germany, ⁵Eli Lilly and Company, Indianapolis, IN, ⁶Eli Lilly and Company, Raleigh, NC, ⁷Johns Hopkins University School of Medicine, Washington, DC

72. Efficacy and Safety of Subcutaneous Guselkumab Induction Therapy in Patients With Moderately to Severely Active Crohn's Disease: Results Through Week 48 From the Phase 3 GRAVITI Study

Remo Panaccione, MD¹, Ailsa Hart, PhD², Flavio Steinwurz, MD, MACG³, Silvio Danese, MD, PhD⁴, Tadakazu Hisamatsu, MD, PhD⁵, Qian Cao, PhD⁶, Mobolaji Olurinde, MD, PhD⁷, Marion Vetter, MD⁷, Zijiang Yang, PhD⁸, Yuhua Wang, PhD⁷, Jewel Johanns, PhD⁷, Natalie A. Terry, MD, PhD⁷, Bruce E. Sands, MD⁹, Geert R. D'Haens, MD, PhD¹⁰; ¹University of Calgary, Calgary, AB, Canada, ²St. Mark's Hospital and Imperial College, London, England, United Kingdom, ³Pan American Crohn's and Colitis Organisation, São Paulo, Brazil, ⁴IRCCS Ospedale San Raffaele and University Vita-Salute San Raffaele, Milan, Lombardia, Italy, ⁵Kyoto University School of Medicine, Tokyo, Japan, ⁶Sir Run Run Shaw Hospital Affiliated with School of Medicine, Zhejiang University, Hangzhou, Zhejiang, China, ⁷Janssen Research & Development, LLC, Spring House, PA, ⁸Janssen Research and Development, Horsham, PA, ⁹Icahn School of Medicine at Mount Sinai, New York, NY, ¹⁰Amsterdam University Medical Center, Amsterdam, Limburg, Netherlands

73. Week 48 Efficacy of Guselkumab and Ustekinumab in Crohn’s Disease Based on Prior Response/Exposure to Biologic Therapy: Results From the GALAXI 2 and 3 Phase 3 Studies

Silvio Danese, MD, PhD¹, Anita Afzali, MD, MPH, MHCM, FAGG², Remo Panaccione, MD³, Julián Panés, MD⁴, Walter Reinisch, MD, PhD⁵, Natalie A. Terry, MD, PhD⁶, Leonardo Salese, MD⁷, Rian Van Rampelbergh, MD⁸, Kitty Y.Y. Wan, PhD⁹, Zijing Yang, PhD¹⁰, Jewel Johanns, PhD⁶, Marcin Zmudzinski, MD, PhD¹¹, Eran Zittan, MD¹², Katsuyoshi Matsuoka, MD¹³, Vipul Jairath, MBChB¹⁴, **David T. Rubin, MD, FAGG¹⁵**; ¹Humanitas Clinical and Research Center - IRCCS, Rozzano and Humanitas University, Pieve Emanuele, Milan, Lombardia, Italy, ²University of Cincinnati College of Medicine, Cincinnati, OH, ³University of Calgary, Calgary, AB, Canada, ⁴Hospital Clínic de Barcelona, IDIBAPS, CIBERehd, Barcelona, Catalonia, Spain, ⁵Medical University of Vienna, Vienna, Wien, Austria, ⁶Janssen Research & Development, LLC, Spring House, PA, ⁷Janssen Research & Development, LLC, Horsham, PA, ⁸Janssen Research and Development, Antwerp, Antwerpen, Belgium, ⁹Janssen Research & Development, Binningen, Basel-Landschaft, Switzerland, ¹⁰Janssen Research and Development, Horsham, PA, ¹¹Gastromed, Toruń, Kujawsko-Pomorskie, Poland, ¹²The Abraham and Sonia Rochlin IBD Unit, Emek Medical Center, Afula, HaZafon, Israel, ¹³Toho University Sakura Medical Center, Sakura, Chiba, Japan, ¹⁴Western University, London, ON, Canada, ¹⁵University of Chicago Medicine Inflammatory Bowel Disease Center, Chicago, IL

74. TUSCANY-2: A Dose-Ranging Phase IIb Study Evaluating Efficacy and Safety of RO7790121, an Antibody Against Tumor Necrosis Factor-Like Ligand 1A (Anti-TL1A) in Adults With Moderately to Severely Active Ulcerative Colitis

Silvio Danese, MD, PhD¹, Jessica R. Allegretti, MD, MPH, FAGG², Stefan Schreiber, MD³, Laurent Peyrin-Biroulet, MD, PhD⁴, Vipul Jairath, MBChB⁵, Geert R. D’Haens, MD, PhD⁶, Jarosław Kierkuś, MD, PhD⁷, Rupert W. Leong, MD, FRACP⁸, Andres Yarur, MD⁹, Jacqueline McBride, PhD¹⁰, Daniela Bojic, MD, PhD¹¹, Karen Lasch, MD¹⁰, Courtney Schiffman, PhD¹⁰, Brian G. Feagan, MD⁵; ¹Humanitas Clinical and Research Center - IRCCS, Rozzano and Humanitas University, Pieve Emanuele, Milan, Lombardia, Italy, ²Brigham and Women’s Hospital, Harvard Medical School, Boston, MA, ³University Hospital, Kiel, Schleswig-Holstein, Germany, ⁴INFINY Institute, FHU-CURE, INSERM NGERE, Nancy University Hospital, Vandœuvre-lès-Nancy, Lorraine, France, McGill University Health Centre, Montreal, QC, Canada, Nancy, Lorraine, France, ⁵Western University, London, ON, Canada, ⁶Amsterdam University Medical Center, Amsterdam, Limburg, Netherlands, ⁷The Children’s Memorial Health Institute, Warsaw, Mazowieckie, Poland, ⁸Concord Hospital and Macquarie University Hospital, Sydney, New South Wales, Australia, ⁹Cedars-Sinai Medical Center, Los Angeles, CA, ¹⁰Genentech, Inc., a member of the Roche Group, South San Francisco, CA, ¹¹F. Hoffmann-La Roche Ltd., Basel, Basel-Stadt, Switzerland

10:15 am – 10:20 am Break

▶ 10:20 am – 10:50 am

David Y. Graham Lecture – Africa - Opportunities for You and for the ACG

David E. Fleischer, MD, FAGG | Terrace Ballroom 2-3

Introduced by: Jonathan A. Leighton, MD, FAGG, ACG President

Discuss the differences in esophageal cancer in the United States and Africa. Describe personal and professional opportunities that exist in Africa, evaluate the status of gastroenterology practice in Africa and examine ways the ACG could contribute to, and benefit from, more interaction with Africa, and facilitate opportunities for its members to participate in clinical, educational, and research activities.

10:50 am – 11:00 am Break

SIMULTANEOUS SYMPOSIA SESSION 5 - Choose from 2
11:00 am – 12:15 pm

SYMPOSIUM 5A: When Should We Use These Medications? Clinical Roundtable Discussion With the IBD Experts

Moderator: *Lisa B. Malter, MD, FAGG | Terrace Ballroom 1*

- **Case: Newly Diagnosed Moderate UC in a Young Adult**
Raymond K. Cross, MD, MS, FAGG
Explain the clinical applications of the newer FDA-approved advanced therapies for ulcerative colitis.
- **Case: Severe UC in an Older Adult, Primary Non-Responder to Infliximab**
David A. Schwartz, MD, FAGG
Describe the best practices for management of older biologic-experienced IBD patients with active disease.
- **Case: Crohn’s Disease Flare in a Pregnant TNF-Experienced Patient on Ustekinumab**
Marla C. Dubinsky, MD
Summarize the approach to advanced therapy for the flaring pregnant IBD patient.

▶ **SYMPOSIUM 5B: Hepatology Potpourri**

Moderator: *Nadim Mahmud, MD | Terrace Ballroom 2-3*

- **Peri-Operational Risk Stratification and Management in Cirrhosis**
Nadim Mahmud, MD
Describe pre-operative risk assessment and peri-procedural management in patients with cirrhosis.
- **Acute and Chronic Vascular Disorders of the Liver – Role of Anticoagulation**
Simona S. Jakab, MD
Implement updated guideline-based recommendations for diagnosis and management of portal vein thrombosis, Budd-Chiari syndrome, and veno-occlusive diseases.
- **Endohepatology Updates: From Biopsies to Pressure Measurements**
Jason B. Samarasena, MD, MBA, FAGG
Identify the role of liver biopsy, elastography, the management of gastric varices, and endoscopic ultrasound in the care and treatment of liver diseases.

12:15 pm Annual Scientific Meeting Adjourns

ACCREDITATION / CME / MOC

The American College of Gastroenterology is accredited by the Accreditation Council for Continuing Medical Education (ACCME) to provide continuing medical education for physicians.

The American College of Gastroenterology designates this other activity (blended learning) for a maximum of 48 AMA PRA Category 1 Credits™. Physicians should claim only the credit commensurate with the extent of their participation in the activity.

AMA PRA Category 1 Credits™ are awarded as follows: 32 AMA PRA Category 1 Credits™ for the Annual Meeting, and 16 AMA PRA Category 1 Credits™ for the Annual Scientific Meeting Bonus (Breakfast) Sessions (Bonus Session must be purchased separately).



Successful completion of this CME activity, which includes participation in the evaluation component, enables the participant to earn up to 48 Medical

Knowledge MOC points in the American Board of Internal Medicine’s (ABIM) and the American Board of Pediatrics’ (ABP) Maintenance of Certification (MOC) programs. Participants will earn MOC points equivalent to the amount of CME credits claimed for the activity. It is the CME activity provider’s responsibility to submit participant completion information to ACCME for the purpose of granting ABIM and ABP MOC credit.

ANNUAL MEETING

On-Demand ANNUAL SCIENTIFIC MEETING

BONUS SESSIONS

Add this optional package to your Annual Scientific Meeting registration for even more first-class education that provides an additional 16 hours of CME/MOC credit! This add-on provides access to dozens of recorded presentations and slides from 16 Bonus Sessions (listed below). These Bonus Sessions are pre-recorded narrations by faculty of their presentation slides, and will be available to watch on-demand on the ACG 2024 Conference Platform, from October until March 31, 2025. Separate registration is required, and both in-person and virtual registrants can purchase this add-on package.

PLUS “GI Ignite - Meet the Experts” Breakfast Sessions!

Join ACG expert faculty at a fun and fast-paced “GI Ignite - Meet the Experts” Breakfast Session! Offered on Monday and Tuesday mornings for in-person attendees, these small setting events allow for heightened interaction with presenters. The first half of each 60-minute session consists of 6 expert faculty providing brief summaries of their presentations (along with clinical pearls). The remaining time will be devoted to Q&A and interaction with the faculty. Coffee and continental breakfast will be provided. These in-person sessions are open to all attendees, but access to the recorded lectures and slides that will be discussed requires purchase of the ACG Annual Meeting Bonus Sessions package.

MONDAY, OCTOBER 28, 2024

6:45 AM - 7:45 AM

» GI IGNITE SESSION 1

Moderator: Neil H. Stollman, MD, FACG

BONUS SESSION A - Colon Poopourri

- **Checkpoint Inhibitor-Induced Colitis: Managing Refractory Cases**
Yinghong Wang, MD, PhD
Outline management strategies for patients failing steroids and anti-TNF therapy.
- **Future of Fecal Microbiota Transplantation and Live Biotherapeutics**
Paul Feuerstadt, MD, FACG
Discuss the pragmatic use of FMT in the near future, aside from *C. difficile* infection, in treating colonic disorders such as IBD, IBS, etc.
- **When and What to Test for Diarrhea: Focus on Stool Testing**
Michael Camilleri, MD, MACG
Illustrate when to employ stool testing, and what to test for, to help manage GI diseases.

BONUS SESSION B - Decoding Anorectal Dysmotility

- **Anorectal Manometry and Defecography – Who Should You Refer for What Tests?**
Gregory S. Sayuk, MD, MPH
Discuss indications for anorectal manometry and XR/MR defecography imaging (prolapse, intussusception, rectocele, etc.), the nuances of each, and how to use the results.
- **Difficult to Treat Constipation – What's New?**
Darren M. Brenner, MD, FACG
Explain the new constipation medications and treatments that are in the pipeline or recently approved.

- **Anorectal Dysmotility and Pain**

Leila Neshatian, MD, MSC

Describe symptoms, diagnosis, and management of pelvic floor dyssynergia, levator ani, anismus, proctalgia, and fecal incontinence.

» GI IGNITE SESSION 2

Moderator: Seth A. Gross, MD, FACG

BONUS SESSION C - Artificial Intelligence

- **AI for Maximizing Polyp Detection**
Seth A. Gross, MD, FACG
Highlight AI use in polyp detection during colonoscopy and how it can benefit both your patients and practice.
- **Legal and Ethical Issues With AI**
Andrew D. Feld, MD, JD, FACG
Identify potential legal and ethical issues with AI use, including privacy and HIPAA compliance.
- **AI to Optimize Documentation**
Nasim Parsa, MD
Describe how AI can be used for documentation in the endoscopy suite and the clinic.

BONUS SESSION D - Protecting the Endoscopist

- **Radiation Safety for Endoscopists**
Nazia Hasan, MD
Review recent best practice recommendations on minimizing procedural radiation utilization and exposure risk to patients and staff.



The Annual Scientific Meeting Bonus Sessions will only be available as pre-recorded sessions on the ACG Conference Platform. There will be no in-person Bonus Sessions offered in Philadelphia, and they will not be livestreamed.

Separate registration is required. To register, visit acgmeetings.gi.org/registration.

- **Ergonomics and Endoscopy: Optimizing Room Set-Up and Patient Positioning**

Amandeep K. Shergill, MD, MS, FACG

Identify key interventions in room design, set-up, and patient positioning to reduce physical stress and prevent endoscopy-related injuries.

- **Best Practices in Documentation and Adverse Event Management to Minimize Litigation Risk**

Megan A. Adams, MD

Discuss documentation and patient management strategies to enhance patient satisfaction and minimize legal repercussions.

» **GI IGNITE SESSION 3**

Moderator: Costas H. Kefalas, MD, MMM, FACG

BONUS SESSION E - Environmental Sustainability in GI

- **Economic and Environmental Burden of Endoscopy**

Swapna Gayam, MD, FACG

Discuss the financial and environmental impacts of current endoscopic practices.

- **GI Implications of Climate Change**

Rabia A. de Latour, MD

Identify the ways that climate change impacts a variety of digestive health conditions.

- **Mitigating Environmental Effects of GI: Who Are the Stakeholders and How Can They Help?**

Nitin K. Ahuja, MD, MS

Identify strategies that various stakeholders can adopt to reduce the environmental impact of GI procedures.

BONUS SESSION F - Practice Management

- **The Looming GI Physician Workforce Shortage**

Steven L. Carpenter, MD, FACG

Describe the challenges created by the reduced GI physician workforce and increased patient demand.

- **Physician Recruitment and Retention**

Dominique E. Howard, MD, FACG

Compare various methods of physician recruitment and retention.

- **Improving Your Practice Capacity: Advanced Practice Providers (APPs), the Patient Portal, and EHR Tips/Tricks**

Sarah M. Enslin, PA-C

Recognize the various roles APPs may serve on the patient care team, as well as how EHRs can enhance practice efficiency.

» **GI IGNITE SESSION 4**

Moderator: Jill K. J. Gaidos, MD, FACG

BONUS SESSION G - Practical Guide for IBD Activity and Therapy Monitoring

- **We Just Started a New Treatment: When, What, and How for Disease Activity Monitoring**

Jana G. Al Hashash, MD, MSc, FACG

Summarize recommended strategies for disease activity assessments including diagnostic testing options, considerations of costs, and access to care.

- **How Often Should I Be Getting Blood Work? Guidance for Monitoring Lab Abnormalities With the Newer Advanced Therapies**

Eugene F. Yen, MD, MBA, FACG

Outline recommendations for monitoring the newer advanced therapies for IBD including sphingosine-1-receptor agonists, JAK inhibitors, and interleukin-antagonists, and address potential lab abnormalities.

- **When Do We Stop the Treatment? Recognizing and Managing Adverse Effects Associated With Advanced Therapies**

Gary R. Lichtenstein, MD, FACG

Explain the adverse effects of the newer advanced therapies for IBD, and when to recommend discontinuing, pausing, or continuing therapy.

BONUS SESSION H - Improving Health Equity in IBD

- **Current Disparities in IBD Care: How to Close the Gaps**

Adjoa Anyane-Yebo, MD, MPH

Describe the literature on disparities in care in the IBD patient population including the financial toxicity of IBD care, with an emphasis on creating awareness and proposing solutions to help narrow the gaps.

- **IBD in the LGBTQIA+ Community**

Victor Chedid, MD

Highlight the specific needs of IBD patients who are part of the LGBTQIA+ community, with a focus on strategies for optimizing patient care.

- **Remote Control: IBD Care in Rural Communities**

Corey A. Siegel, MD, MS

Summarize what is known and unknown for optimizing care for IBD patients who do not live near IBD centers, and outline best practices for ensuring appropriate care.

ANNUAL SCIENTIFIC MEETING

TUESDAY, OCTOBER 29, 2024

7:15 AM - 8:15 AM

» **GI IGNITE SESSION 5**

Moderator: William D. Chey, MD, FACG

BONUS SESSION I - Endoscopic Challenges in the Esophagus

• **Blood, Sweat, and Mucosal Tears**

J. Andy Tau, MD

Identify novel and emerging treatment modalities for complex esophageal endoscopic emergencies.

• **Taking It to the Top: Webs, Bars, and Pouches, Oh My!**

Ryan J. Law, DO

Evaluate endoscopic treatments of the upper esophagus and upper esophageal sphincter disorders.

• **Management of Refractory Strictures**

Vanessa M. Shami, MD, FACG

Summarize treatment options for refractory esophageal strictures.

BONUS SESSION J - New ACG Guidelines for the Upper GI Tract

• **ACG Guidelines for the Management of Gastric Premalignant Conditions**

Douglas R. Morgan, MD, MPH, FACG

Summarize the indications for endoscopic surveillance of gastric intestinal metaplasia.

• **ACG-ASGE Quality Indicators for Upper Endoscopy**

Rena H. Yadlapati, MD, MSHS, FACG

Outline the changes in the updated esophagogastroduodenoscopy QI summary.

• **ACG Guidelines for the Management of *H. pylori* Infection**

William D. Chey, MD, FACG

Describe the use of antimicrobial resistance testing in the management of *H. pylori* infection.

» **GI IGNITE SESSION 6**

Moderator: Amy S. Oxentenko, MD, FACG

BONUS SESSION K - Navigating Common Career Speed Bumps

• **I Wish I Had Said Something: Microaggressions in Medicine**

Lavanya Viswanathan, MD, MS, FACG

Discuss the significant negative impact that microaggressions can have on career satisfaction, and how to confidently and professionally handle them in real time.

• **Finding Mentorship, Sponsorship, and Allyship After Training**

Patrick E. Young, MD, FACG

Describe mentorship, sponsorship, and allyship, and how to secure each one after the training years.

• **At a Career Crossroads: Practical Advice on Changing Directions**

Amy S. Oxentenko, MD, FACG

Outline steps involved in making a career pivot, such as changing from private practice to academics or from a traditional work model to a hybrid model.

BONUS SESSION L - Wellness for the GI Clinician

• **The Importance of Wellness**

Richard S. Bloomfeld, MD, FACG

Discuss the key aspects of wellness and how they can contribute to increased quality of life for practitioners.

• **What Can a Director of Joy and Wellness Do for Providers?**

Jonathan A. Leighton, MD, FACG

Develop ways to incorporate joy and wellness into your everyday practice and life.

• **Embracing Access and Establishing Boundaries in Patient Portals**

Sara N. Horst, MD, MPH, FACG

Establish reasonable boundaries with your patients and clinical care team.

» **GI IGNITE SESSION 7**

Moderator: Millie D. Long, MD, MPH, FACG

BONUS SESSION M - Therapeutic Endoscopy Literature Updates From 2023-2024

• **Pancreaticobiliary Endoscopy Literature Review**

Jennifer L. Maranki, MD

Discuss recent key literature and high-yield, practice-impacting articles about pancreaticobiliary endoscopy from the past year.

• **Advanced Endoscopic Resection Literature Review**

Moamen Gabr, MD

Explain recent key literature and high-yield practice-impacting articles from the past year involving advanced endoscopic resection techniques including EMR, ESD, and FTRD.

• **Obesity Literature Review**

Danny Issa, MD

Describe recent key literature and high-yield, practice-impacting articles from the past year in obesity management, including endoscopic and pharmacologic treatments.

BONUS SESSION N - Pearls From the Guidelines

• **Appropriate and Tailored Polypectomy: Expert Review**

Andrew P. Copland, MD

Describe appropriate polypectomy techniques and when tertiary referral for difficult polypectomies should be considered.

• **Risk Stratification for Colorectal Cancer Screening and Polypectomy Surveillance**

Aasma Shaukat, MD, MPH, FACG

Outline how to stratify colon cancer risk and implement the appropriate interval for post-polypectomy surveillance.

• **Anal Cancer Screening**

Jessica D. Korman, MD

Discuss the recent guidelines on anal cancer screening and the use of high-resolution anoscopy.

On-demand BONUS SESSIONS

» GI IGNITE SESSION 8

Moderator: *Renee L. Williams, MD, MHPE, FACG*

BONUS SESSION O - Steatotic Liver Disease

- **Incorporating Non-Invasive Tools for Staging and Risk Stratification in Patients With MASLD/MASH**
Norah A. Terrault, MD, MPH, FACG
Outline the different blood-based and imaging-based modalities for disease staging and risk stratification in patients with MASLD/MASH.
- **MASLD/MASH: Updates in Nomenclature and Therapeutic Approaches**
Rohit Loomba, MD
Summarize the updated steatotic liver disease nomenclature and current/new therapies for MASLD/MASH.
- **Pharmacologic Therapy for Alcohol Use Disorder and Alcohol-Associated Liver Disease**
Haripriya Maddur, MD
Identify available therapies for alcohol use disorder and alcohol-associated liver disease.

BONUS SESSION P - Colorectal Cancer Screening in 2024

- **CRC Screening in 45-49-Year-Olds: How To Get It Done!**
Renee L. Williams, MD, MHPE, FACG
Illustrate the changes in colon cancer epidemiology and how to increase participation among groups with lower rates of screening.
- **Delphi Initiative for Early-Onset CRC: DIRECt Guidelines**
Charles J. Kahi, MD, MSc, FACG
Discuss assessment, screening, and management of early-onset colorectal cancer.
- **Noninvasive CRC Screening: It's Here, Now What?**
Mark B. Pochapin, MD, FACG
Summarize noninvasive tests for colon cancer screening, including their role and timing within the screening algorithm.

Follow

ACG 2024 ON SOCIAL MEDIA

Add the **#ACG2024** hashtag to meeting-related posts on all social media platforms.

FOLLOW THE MEETING #ACG2024

The Public Relations Committee welcomes you to the SCOPY Awards Reception & #ACG2024 #IRL In Real Life Social Media Meetup Monday, October 28rd at 5:00 pm in room 121BC.

CONNECT WITH ACG ON THESE SOCIAL MEDIA PLATFORMS:

X/Twitter:

twitter.com/AmCollegeGastro

Facebook:

facebook.com/AmCollegeGastro

Instagram:

instagram.com/amcollegegastro

YouTube:

youtube.com/user/ACGastroenterology

LinkedIn:

[American College of Gastroenterology](https://www.linkedin.com/company/american-college-of-gastroenterology)

#ACG2024

acgmeetings.gi.org



ACG 2024 Meeting App

Included with your registration is complimentary access to the course presentations via the ACG 2024 Meeting app, which will be available within the ACG Mobile app. (NOTE: A printed syllabus will not be provided.) The app can be used to view faculty presentations on mobile devices, and offers note-taking and highlighting capabilities. Pre-registrants will receive access to the app prior to the course, to view, download, or print the presentation slides. On-site attendees can use the app to download slides onto a mobile device and take notes during the presentations, view speaker bios and the list of exhibitors, view the ePosters, and much more! Handouts and slides will remain available on the ACG mobile app after the ACG 2024 Conference Platform closes until March 31, 2025 (see page 11 for details about the platform).

ANNUAL SCIENTIFIC MEETING

Jean-Paul Achkar, MD, FACG

Rainin Endowed Chair for IBD Research, Cleveland Clinic, Cleveland, OH

Megan A. Adams, MD, JD, MSc

Associate Professor, University of Michigan Gastroenterology, Ann Arbor, MI

Anita Afzali, MD, MPH, MHCM, FACG

Professor of Medicine, Executive Vice Chair, Department of Internal Medicine, University of Cincinnati, Cincinnati, OH

Joseph Ahn, MD, MS, MBA, FACG

Division Chief, Professor of Medicine, Endeavor Health, Portland, OR

Nitin K. Ahuja, MD, MS

Associate Professor of Clinical Medicine, University of Pennsylvania, Philadelphia, PA

Patricia Ajayi-Fox, MD

Assistant Professor, University of Alabama, Birmingham, AL

Jana G. Al Hashash, MD, MSc, FACG

Associate Professor, Mayo Clinic, Jacksonville, FL

Tauseef Ali, MD, FACG

Medical Executive Director, SSM Health Digestive Institute, Edmond, OK

Michelle A. Anderson, MD, MSc

Associate Professor, Mayo Clinic Alix School of Medicine, Scottsdale, AZ

Adjoa Anyane-Yeboah, MD, MPH

Assistant Professor of Medicine, Massachusetts General Hospital, Boston, MA

Akwi W. Asombang, MD, MPH

Interventional Gastroenterologist, Massachusetts General Hospital, Boston, MA

Jasmohan S. Bajaj, MD, MS, FACG

Professor, Virginia Commonwealth University School of Medicine, Richmond, VA

Jodie A. Barkin, MD, FACG

Associate Professor of Clinical Medicine, University of Miami Miller School of Medicine, Miami, FL

Leonard L. Berry, PhD, MBA

University Distinguished Professor, Regents Professor, MB Zale Chair in Retailing and Marketing Leadership, Senior Fellow of Institute for Healthcare Improvement, Mays Business School, Texas A&M University, College Station, TX

Sean Bhalla, MD

Assistant Professor of Clinical Medicine, University of Miami Miller School of Medicine, Miami, FL

Asmeen Bhatt, MD, PhD

Assistant Professor, University of Texas Health Science Center at Houston, Houston, TX

Richard S. Bloomfield, MD, FACG

Professor of Medicine, Wake Forest University School of Medicine, Winston-Salem, NC

Darren M. Brenner, MD, FACG

Professor of Medicine and Surgery, Northwestern University Feinberg School of Medicine, Chicago, IL

Michael Camilleri, MD, DSc, MACG

Professor of Medicine, Pharmacology, and Physiology, Mayo Clinic College of Medicine and Science, Rochester, MN

Steven L. Carpenter, MD, FACG

Physician, Center for Digestive and Liver Health, Savannah, GA

Naga P. Chalasani, MD, FACG

David W. Crabb Professor and Vice President, Indiana University School of Medicine and Indiana University Health, Indianapolis, IN

Lin Chang, MD, FACG

Professor of Medicine, David Geffen School of Medicine at UCLA, Los Angeles, CA

Victor Chedid, MD, MS

Assistant Professor, Mayo Clinic, Rochester, MN

William D. Chey, MD, FACG

H. Marvin Pollard Professor of Gastroenterology; Chief, Division of GI and Hepatology, University of Michigan, Ann Arbor, MI

Sita S. Chokhavatia, MD, MACG

Gastroenterologist, Valley Hospital, Ridgewood, NJ

Andrew P. Copland, MD

Associate Professor, University of Virginia, Charlottesville, VA

Raymond K. Cross, MD, MS, FACG

Professor of Medicine and Director, Inflammatory Bowel Disease Program, University of Maryland School of Medicine, Baltimore, MD

Kara M. De Felice, MD, FACG

Associate Professor of Medicine, University of Cincinnati, Cincinnati, OH

Rabia De Latour, MD

Director of Endoscopy, Bellevue Hospital Center; Associate Program Director, NYU Gastroenterology Fellowship; Assistant Professor of Medicine, NYU School of Medicine, New York, NY

Jill K. Deutsch, MD, MA

Assistant Professor, Section of Digestive Diseases; Director, Yale Functional Gastrointestinal Disorders Program; Medical Director, GI Motility Lab; Associate Fellowship Program Director, Yale University School of Medicine, New Haven, CT

Kenneth R. DeVault, MD, MACG

Professor of Medicine, Mayo Clinic, Jacksonville, FL

Marla C. Dubinsky, MD

Chief, Pediatric GI and Nutrition, Icahn School of Medicine at Mount Sinai, New York, NY

Dayna S. Early, MD, FACG

Professor of Medicine, Washington University in St. Louis, St. Louis, MO

Sarah M. Enslin, PA-C

APP Manager, University of Rochester Medical Center, Rochester, NY

Andrew D. Feld, MD, JD, FACG

Clinical Professor of Medicine, University of Washington, Seattle, WA

Paul Feuerstadt, MD, FACG

Assistant Clinical Professor of Medicine/Attending Gastroenterologist, Yale School of Medicine/PACT Gastroenterology Center, Hamden, CT

David E. Fleischer, MD, FACG

Professor of Medicine, Mayo Clinic, Scottsdale, AZ

Moamen Gabr, MD

Director of Endoluminal Surgery; Assistant Professor of Medicine, Beth Israel Deaconess Medical Center, Harvard Medical School, Boston, MA

Jill K. J. Gaidos, MD, FACG

Associate Professor of Medicine, Yale University, New Haven, CT

Swapna Gayam, MD, FACG

Associate Professor, West Virginia University, Morgantown, WV

Nirmala Gonsalves, MD, FACG

Professor of Medicine, Northwestern University Feinberg School of Medicine, Chicago, IL

Seth A. Gross, MD, FACG

Associate Professor of Medicine, NYU School of Medicine; Chief of Gastroenterology, Tisch Hospital, NYU Langone Health, New York, NY

Nazia Hasan, MD, MPH

Director of Pancreaticobiliary Diseases; Associate Professor of Medicine, California Pacific Medical Center; University of California San Francisco, Oakland, CA

James C. Hobley, MD, MSc, FACG

Gastroenterologist, Gastrointestinal Specialists, Shreveport, LA

Sara N. Horst, MD, MPH, FACG

Professor of Medicine, Vanderbilt University Medical Center, Nashville, TN

Dominique E. Howard, MD, FACG

Gastroenterologist, Capital Digestive Care, Washington, DC

Danny Issa, MD

Interventional Endoscopist, Assistant Professor of Medicine, University of California Los Angeles, David Geffen School of Medicine, Los Angeles, CA

Danny Issa, MD

Interventional Endoscopist, Assistant Professor of Medicine, University of California Los Angeles, David Geffen School of Medicine, Los Angeles, CA

Brian C. Jacobson, MD, MPH

Director of Program Development for GI, Massachusetts General Hospital, Boston, MA

Simona S. Jakab, MD

Chief, Klatskin Liver Inpatient Service, Yale New Haven Health; Associate Chief, Digestive Diseases, VA CT Healthcare System, New Haven, CT

Laith H. Jamil, MD, FACG

Section Head of Gastroenterology and Hepatology, Corewell Health William Beaumont University Hospital, Royal Oak, MI

Arun B. Jesudian, MD, FACG

Associate Professor of Clinical Medicine, Weill Cornell Medicine, New York, NY

Pichamol Jirapinyo, MD, MPH

Director of Bariatric Endoscopy Fellowship, Brigham and Women's Hospital/Harvard Medical School, Boston, MA

Patricia D. Jones, MD, FACG

Assistant Professor of Clinical Medicine, University of Miami Miller School of Medicine, Miami, FL

Charles J. Kahi, MD, MSc, FACG

Professor of Medicine, Indiana University, Indianapolis, IN

Vivek Kaul, MD, FACG

Segal-Watson Professor of Medicine, University of Rochester Medical Center, Rochester, NY

Costas H. Kefalas, MD, MMM, FACG

President, Akron Digestive Disease Consultants, Inc., Akron, OH

Lauren G. Khanna, MD, MS

Assistant Professor of Medicine, New York University School of Medicine, New York, NY

Jessica D. Korman, MD

Attending Gastroenterologist, Director of Anal Cancer Prevention Research, Capital Digestive Care, Washington, DC

Shivangi T. Kothari, MD, FACG

Associate Professor of Medicine, Center for Advanced Therapeutic Endoscopy, University of Rochester Medical Center, Rochester, NY

Vladimir M. Kushnir, MD, FACG

Physician, Washington University, St. Louis, MO

Paul Y. Kwo, MD, FACG

Professor of Medicine, Stanford University, Redwood City, CA

Jennifer C. Lai, MD, MBA

Professor of Medicine / Director of Hepatology Clinical Research, University of California, San Francisco, San Francisco, CA

Ryan J. Law, DO

Therapeutic Endoscopist, Mayo Clinic, Rochester, MN

Jonathan A. Leighton, MD, FACG

Professor of Medicine, Mayo Clinic, Scottsdale, AZ

Galen Leung, MD

Assistant Professor of Medicine, University of Pennsylvania Perelman School of Medicine, Philadelphia, PA

Gary R. Lichtenstein, MD, FACG

Professor of Medicine, Perelman School of Medicine at the University of Pennsylvania, Philadelphia, PA

Edward V. Loftus, Jr., MD, FACG

Maxine and Jack Zarrow Family Professor of Gastroenterology, Mayo Clinic College of Medicine and Science, Rochester, MN

Millie D. Long, MD, MPH, FACG

Professor of Medicine, University of North Carolina, Chapel Hill, NC

Rohit Loomba, MD, MHSc

Professor of Medicine, University of California, San Diego, La Jolla, CA

Guilherme G. Macedo, MD, PhD, MACG

Head, Department of Gastroenterology, Centro Hospitalar São João, Porto, Portugal

Haripriya Maddur, MD

Transplant Hepatologist, Banner University Medical Center, Tucson, AZ

Nadim Mahmud, MD, MS, MPH, MSCE

Assistant Professor, Hospital of the University of Pennsylvania, Philadelphia, PA

Lisa B. Malter, MD, FACG

Professor of Medicine, NYU Grossman School of Medicine/Bellevue Hospital Center, New York, NY

Jennifer L. Maranki, MD, MSc

Professor of Medicine, Director of Endoscopy, Penn State Hershey Medical Center, Hershey, PA

Hailemichael Desalegn Mekonnen, Sr., MD, PhD

Professor of Medicine, St. Paul's Hospital Millennium Medical College, Addis Ababa, Ethiopia

Fouad J. Moawad, MD, FACG

Associate Professor of Medicine, Scripps Clinic, La Jolla, CA

Douglas R. Morgan, MD, MPH, FACG

Director, Division of Gastroenterology and Hepatology, University of Alabama at Birmingham, School of Medicine, Birmingham, AL

Thiruvengadam Muniraj, MD, PhD

Associate Professor of Medicine, Yale University School of Medicine, Cheshire, CT

V. Raman Muthusamy, MD, MAS, FACG

Medical Director of Endoscopy, UCLA Health System; Professor of Medicine, David Geffen School of Medicine at UCLA/UCLA Health, Sherman Oaks, CA

Leila Neshatian, MD, MSc

Clinical Associate Professor, Stanford University, Redwood City, CA

Borko Nojkov, MD

Clinical Assistant Professor, University of Michigan, Ann Arbor, MI

Mohamed O. Othman, MD

Professor of Medicine, Baylor College of Medicine, Houston, TX

Amy S. Oxentenko, MD, FACG

Professor of Medicine; Vice Dean of Practice, Mayo Clinic, Rochester, MN

Elizabeth Paine, MD

Gastroenterologist; Deputy Associate Chief of Staff for Specialty Care, G.V. (Sonny) Montgomery VA Medical Center; University of Mississippi Medical Center, Jackson, MS

ANNUAL SCIENTIFIC MEETING - FACULTY

Daniel J. Pambianco, MD, FACG

Gastroenterology Specialist, GastroHealth of Charlottesville, Charlottesville, VA

Nasim Parsa, MD

Director, Program for Esophageal Disorders; Consultant, Gastroenterology and Hepatology, CentraCare Health System, Sartell, MN

Shabana F. Pasha, MD

Professor of Medicine, Mayo Clinic, Scottsdale, AZ

Shirley C. Paski, MD

Staff Gastroenterologist, Cleveland Clinic, Cleveland, OH

Irving M. Pike, MD, MACG

Physician, Alamo, CA

Mark B. Pochapin, MD, FACG

Director, Division of Gastroenterology and Hepatology, NYU Langone Health, New York, NY

John W. Popp, Jr., MD, MACG

Medical Staff Lead, AmSurg, Columbia, SC

Bashar J. Qumseya, MD, MPH

Associate Professor, University of Florida, Gainesville, FL

Nancy S. Reau, MD, FACG

Professor of Medicine, Associate Director of Solid Organ Transplantation; Section Chief, Hepatology, Richard B. Capps Chair of Hepatology, Rush University Medical Center, Chicago, IL

Douglas K. Rex, MD, MACG

Distinguished Professor of Medicine Emeritus, Indiana University School of Medicine, Indianapolis, IN

Richard I. Rothstein, MD, FACG

Joseph M. Huber Professor and Chair, Department of Medicine, The Geisel School of Medicine at Dartmouth, Lebanon, NH

Alberto Rubio-Tapia, MD

Director, Celiac Disease Program, Cleveland Clinic, Cleveland, OH

Niloy Jewel Samadder, MD, FACG

Professor of Medicine, Mayo Clinic, Phoenix, AZ

Jason B. Samarasena, MD, MBA, FACG

Professor of Medicine, University of California Irvine, Orange, CA

Gregory S. Sayuk, MD, MPH

Professor of Medicine and Psychiatry, Washington University School of Medicine and John Cochran Veterans Affairs Medical Center, St. Louis, MO

Lawrence R. Schiller, MD, MACG

Clinical Professor of Medical Education, Texas A&M Dallas Campus, Baylor Scott and White Research Institute, Dallas, TX

Felice Schnoll-Sussman, MD, MSc, FACG

Professor of Clinical Medicine, Weill Cornell Medical College, New York, NY

David A. Schwartz, MD, FACG

Professor of Medicine, Vanderbilt University Medical Center, Nashville, TN

Samir A. Shah, MD, FACG

Chief of Gastroenterology, The Miriam Hospital; Clinical Professor of Medicine, Alpert Medical School of Brown University, Providence, RI

Vanessa M. Shami, MD, FACG

Professor of Medicine, University of Virginia, Charlottesville, VA

Aasma Shaikat, MD, MPH, FACG

Robert M. and Mary H. Glickman Professor of Medicine; Professor of Population Health; Director, GI Outcomes Research, NYU Langone Health, New York, NY

Amandeep K. Shergill, MD, MS, FACG

Chief, Gastroenterology, Veterans Affairs Medical Center/ University of California, San Francisco, San Francisco, CA

Eun Ji Shin, MD, PhD

Associate Professor of Medicine and Oncology, Johns Hopkins School of Medicine, Baltimore, MD

Uzma D. Siddiqui, MD, FACG

Professor of Medicine, Center for Endoscopic Research and Therapeutics (CERT), University of Chicago, Chicago, IL

Corey A. Siegel, MD, MS

Director, Center for Digestive Health; Section Chief, Gastroenterology and Hepatology; Co-Director of Inflammatory Bowel Disease Center; Constantine and Joyce Hampers Professor of Medicine, Dartmouth Hitchcock Medical Center, Hanover, NH

Roberto Simons Linares, MD

Director of Bariatric Metabolic Endoscopy, Cleveland Clinic, Cleveland, OH

Siddharth Singh, MD, MS

Associate Professor of Medicine, University of California San Diego, La Jolla, CA

Kyle D. Staller, MD, MPH

Director, GI Motility Laboratory, Massachusetts General Hospital, Boston, MA

Neil H. Stollman, MD, FACG

Associate Clinical Professor of Medicine, University of California San Francisco; Chief, Division of Gastroenterology, Alta Bates Summit Medical Center, Oakland, CA

J. Andy Tau, MD

Gastroenterologist, Austin Gastroenterology, Austin, TX

Norah A. Terrault, MD, MPH, FACG

Professor of Medicine and Chief, Division of Gastrointestinal and Liver Diseases, Keck School of Medicine, University of Southern California, Los Angeles, CA

Nneka Ufere, MD

Assistant Professor, Massachusetts General Hospital, Boston, MA

Lavanya Viswanathan, MD, MS

Associate Professor of Medicine, University of Texas MD Anderson Cancer Center, Houston, TX

Yinghong Wang, MD, MSc, PhD

Associate Professor, University of Texas MD Anderson Cancer Center, Houston, TX

Renee L. Williams, MD, MHPE, FACG

Professor of Medicine; Associate Chair, Health Equity and Inclusion, NYU Grossman School of Medicine, New York, NY

Rena H. Yadlapati, MD, MSHS, FACG

Professor of Medicine, University of California San Diego, San Diego, CA

Eugene F. Yen, MD, MBA, FACG

Clinical Director, IBD Center, Northwestern Feinberg School of Medicine, Chicago, IL

Patrick E. Young, MD, FACG

Professor of Medicine; Director, Division of Digestive Health, Uniformed Services University of Health Sciences, Bethesda, MD

POSTER PRESENTATIONS

SUNDAY, OCTOBER 27, 2024

👁️ Poster viewing time:
3:30 pm – 7:00 pm

👤 Authors present:
5:15 pm – 6:30 pm

🕒 Exhibit Hall hours:
3:00 pm – 7:00 pm

Biliary/Pancreas.....	P0001	–	P0199
Colon.....	P0200	–	P0389
Colorectal Cancer Prevention.....	P0390	–	P0456
Endoscopy Video Forum.....	P0457	–	P0467
Esophagus.....	P0468	–	P0612
Functional Bowel Disease.....	P0613	–	P0653
General Endoscopy.....	P0654	–	P0723
GI Bleeding.....	P0724	–	P0823
IBD.....	P0824	–	P1020
Interventional Endoscopy.....	P01021	–	P1130
Liver.....	P1131	–	P1435
Obesity.....	P1436	–	P1459
Pediatrics.....	P1460	–	P1484
Practice Management.....	P1485	–	P1520
Small Intestine.....	P1521	–	P1596
Stomach.....	P1597	–	P1710

MONDAY, OCTOBER 28, 2024

👁️ Poster viewing time:
10:30 am – 4:15 pm

👤 Authors present:
1:00 pm – 2:15 pm

🕒 Exhibit Hall hours:
10:00 am – 4:45 pm

Biliary/Pancreas.....	P1711	–	P1910
Colon.....	P1911	–	P2101
Colorectal Cancer Prevention.....	P2102	–	P2168
Endoscopy Video Forum.....	P2169	–	P2182
Esophagus.....	P2183	–	P2328
Functional Bowel Disease.....	P2329	–	P2369
General Endoscopy.....	P2370	–	P2441
GI Bleeding.....	P2442	–	P2542
IBD.....	P2543	–	P2741
Interventional Endoscopy.....	P2742	–	P2851
Liver.....	P2852	–	P3156
Obesity.....	P3157	–	P3180
Small Intestine.....	P3181	–	P3311
Stomach.....	P3312	–	P3423

TUESDAY, OCTOBER 29, 2024

👁️ Poster viewing time:
10:30 am – 4:00 pm

👤 Authors present:
1:00 pm – 2:15 pm

🕒 Exhibit Hall hours:
10:00 am – 4:30 pm

Biliary/Pancreas.....	P3424	–	P3622
Colon.....	P3623	–	P3812
Colorectal Cancer Prevention.....	P3813	–	P3878
Endoscopy Video Forum.....	P3879	–	P3894
Esophagus.....	P3895	–	P4040
Functional Bowel Disease.....	P4041	–	P4081
General Endoscopy.....	P4082	–	P4157
GI Bleeding.....	P4158	–	P4256
IBD.....	P4257	–	P4454
Interventional Endoscopy.....	P4455	–	P4564
Liver.....	P4565	–	P4870
Obesity.....	P4871	–	P4895
Practice Management.....	P4896	–	P4931
Small Intestine.....	P4932	–	P5037
Stomach.....	P5038	–	P5138

POSTER PRESENTATIONS

SUNDAY, OCTOBER 27, 3:30 PM - 7:00 PM

BILIARY/PANCREAS

Standard Study

- P0001. (S8).** Genetic Alterations in Patients With Type 2 Diabetes Mellitus and Pancreatic Adenocarcinoma
- P0002. (S9).** Serum Biomarkers Ratios as Prognostic Factors in Acute Pancreatitis
- P0003. (S10).** Trends and Disparities in Pancreatic Cancer Mortality in the United States From 1999 to 2020
- P0004. (S11).** Percutaneous Transhepatic Biliary Drainage versus Endoscopic Retrograde Cholangiopancreatography for Biliary Drainage in Liver Transplant Recipients
- P0005. (S12).** Gender-Based Differences in Early Readmissions Following Endoscopic Drainage of Pancreatic Pseudocyst
- P0006. (S13).** Are Outcomes Truly Different in Patients with Acute Pancreatitis Across All Age?
- P0007. (S14).** Endoscopic vs Surgical Management of Pancreatic Necrosis: A Systematic Review and Meta-Analysis
- P0008. (S15).** Outcomes of Interval Cholecystectomy Following Endoscopic Ultrasound-Guided Gallbladder Drainage: A Systematic Review and Meta-Analysis
- P0009. (S16).** A Cross-Sectional Study of Patient Characteristics and Survival in Patients With Resectable Gallbladder Carcinoma
- P0010. (S17).** A Longitudinal Analysis of Cholangiocarcinoma-Related Mortality in the United States
- P0011. (S18).** Endoscopic Cystgastrostomy and Necrosectomy of Large Walled-Off Necrosis (Retrospective Study)
- P0012. (S19).** Accuracy and Diagnostic Yield of Serum IgG4 Testing in the Evaluation of Pancreatic Disease
- P0013. (S20).** Whispers in the Data: Revealing Public Engagement With Pancreatic Cancer through Google Trends
- P0014. (S21).** Evaluating Disparities in Pancreatic Cancer-Related Mortality Trends: A 20-Year Analysis in the United States vs Texas Using the CDC WONDER Database
- P0015. (S22).** Per-Oral Pancreatoscopy Guided Laser Lithotripsy (POP-LL) vs Extracorporeal Shockwave Lithotripsy (ESWL) For Main Pancreatic Duct Stones: A Cost-effectiveness Analysis
- P0016. (S23).** Risk of Pancreatic Cancer After a Diagnosis of Gallbladder Disease: A Propensity Score Matched Study From a Large Multi-institutional National Database
- P0017. (S24).** Cross-State Comparative Assessment of Burden of Pancreatic Cancer in the United States and Its Trend From 1990-2021: A Benchmarking Systematic Analysis From the Global Burden of Disease Study 2021
- P0018. (S25).** Biliary Stenting With and Without Endoscopic Sphincterotomy in Patients With Malignant Biliary Obstruction: Meta-Analysis of Randomized Controlled Trials
- P0019. (S26).** Laser-Cut-Type vs Braided-Type Self-Expandable Metallic Stents for Malignant Biliary Obstruction: A Systematic Review and Meta-Analysis
- P0020. (S27).** Improvement of Blood Glucose and Recovery of Myosin Va Expression in Pancreatic Islets
- P0021. (S28).** Investigation of Geospatial Disparities in Chronic Pancreatitis Outcomes
- P0022. (S29).** The Impact of ERCP on Clinical Outcomes During the Management of Encapsulated Pancreatic Collections - A Retrospective Observational Study
- P0023. (S30).** Exocrine Pancreatic Insufficiency in the Pre and Post COVID-19 Pandemic Era: A Retrospective Study
- P0024. (S31).** The Influence of Health Disparities and Length of Hospital Stay on 30-Day Readmission Rates in ERCP Patients: A Retrospective Analysis
- P0025. (S32).** The Intersection of Healthcare Disparities and Cholangitis Management: A National Database Evaluation of 30-Day Readmission Rates
- P0026. (S33).** Impact of Comorbidities and Socioeconomic Factors in 30-Day Readmissions for Acute Pancreatitis Using National Database
- P0027. (S34).** Therapeutic Advantages of GLP-1 Receptor Agonists: Survival and Insights from Large Retrospective Pancreatic Cancer Cohorts
- P0028. (S35).** Improvements in Treatment of Pancreatic Cancers Over the Last Forty Years
- P0029. (S36).** GLP-1 RA Use is Associated with Lower Risk of Biliary Disease Outcomes in Non-Diabetic Patients with Obesity: A Multi-Center Analysis
- P0030. (S37).** Assessment of Fecal Elastase-1 Test Completion Rates
- P0031. (S38).** Rising Mortality Rates of Cholecystitis in the United States (1999-2020): A CDC WONDER Analysis
- P0032. (S39).** Utility of Cytological Analysis in Predicting Mucinous and Non-Mucinous Pancreatic Neoplasms
- P0033. (S40).** PSC-IBD Cohorts Show Decreased Incidence of ERCP-Associated Adverse Events Compared to Isolated PSC
- P0034. (S41).** Predictive Yield of Targeted Endoscopic Ultrasound-Guided - Fine Needle Aspiration in Diagnosing Incidental Pancreatic Cysts
- P0035. (S42).** Revealing Reality: National Readmissions Database Uncovers Higher Post-ERCP Pancreatitis Rates
- P0036. (S43).** Mortality Trends in Cholelithiasis in the United States 1999-2020: An Analysis of CDC WONDER Database
- P0037. (S44).** One-Year Risk of Opioid Use Disorder After Hospitalization for Acute Pancreatitis
- P0038. (S45).** Impact of ERAS Protocol on Post-Operative Outcomes of Pancreaticoduodenectomy: An Initial Experience in a Resource-Limited Setting
- P0039. (S46).** The Rate and Characteristics of Chronic Pancreatitis Without Prior Acute Pancreatitis: A Systematic Review and Meta-Analysis
- P0040. (S47).** Identifying Predictors for the Evolution of Acute Pancreatitis Into Recurrent and Chronic Forms: A Systematic Review and Meta-Analysis.
- P0041. (S48).** Pain Medication Use in Chronic Pancreatitis Patients Undergoing ERCP
- P0042. (S49).** IgG4 Levels Correlate With Disease Activity in Patients With IgG4-Related Sclerosing Cholangitis
- P0043. (S50).** COVID-19 Vaccine-Induced Acute Pancreatitis: A Systematic Review
- P0044. (S51).** The Impact of Frailty on the Clinical Outcomes of Acute Cholangitis: A Retrospective Study
- P0045. (S52).** Morbidity of *Clostridium difficile* in Necrotizing Pancreatitis: Insights from National Data
- P0046. (S53).** The Effect of Epidural Analgesia on In-Hospital Outcomes in Patients With Acute Pancreatitis: A Systematic Review and Meta-Analysis
- P0047. (S54).** Optimal Endoscopic Management of Bile Leaks After Orthotopic Liver Transplantation

POSTER PRESENTATIONS

SUNDAY, OCTOBER 27, 3:30 PM - 7:00 PM

POSTERS
SUNDAY

P0048. (S55). Optimal Endoscopic Management of Orthotopic Liver Transplant Anastomotic Strictures

P0049. (S56). Role of Prophylactic Antibiotics after Endoscopic Ultrasound-Fine Needle Aspiration of Pancreatic Cysts: A Single-Center Experience

P0050. (S57). Utilization of Oral Anticoagulants for Acute Splenic Infarction in the Setting of Pancreatitis: A Systematic Review

P0051. (S58). Impact of Long-Term Aspirin Use on Pancreatic Cancer Outcomes: Insights from National Inpatient Sample

P0052. (S59). Sarcopenia is Associated With Increased Mortality And Resource Utilization in Patients With Chronic Pancreatitis: Analysis of National Inpatient Sample 2016-2020

P0053. (S60). Comparative Outcomes of Endoscopic Retrograde Cholangiopancreatography in Patients With Choledocholithiasis Post-Roux-en-Y Gastric Bypass: A Multi-Center Retrospective Study

P0054. (S61). The Severity of Exocrine Pancreatic Insufficiency by FE-1 Levels Correlates With Tumor Location and Stage, But Does Not Correlate With PDAC Survival

★ *Presidential Poster Award*

P0055. (S62). Early Onset Exocrine Pancreatic Insufficiency is Associated With Worse PDAC Survival

P0056. (S63). Acute Cholangitis In Pancreatic Cancer: Has the Inpatient Prevalence Changed and is it Associated With Worse Outcomes in the Very Elderly?

P0057. (S64). Lower Incidence of Nephrolithiasis in Cystic Fibrosis Patients With Well Controlled Exocrine Pancreatic Insufficiency

P0058. (S65). Congestive Heart Failure Leads to Greater Risk of Developing Post-ERCP Pancreatitis: A Nationwide Analysis

P0059. (S66). Analysis of Mortality Trends in Acute Pancreatitis in the United States, 1999-2020: An Analysis of CDC WONDER Database

P0060. (S67). Rising Mortality and Disability From Gallbladder and Biliary Disease Globally and in the United States of America: Insights From a Global Burden of Disease Study

P0061. (S68). Trends in Mortality of Cholangitis From 1999 to 2020: An Analysis of CDC WONDER Database

P0062. (S69). Antibiotic Therapy is Associated with Greater Length of Stay in Mild and Moderate Pancreatitis

P0063. (S70). Trends in In-Patient Mortality and Healthcare Resource Utilization in Inflammatory Bowel Disease With Cholangiocarcinoma: A Nationwide Inpatient Sample Database Analysis

P0064. (S71). Effect of Positive Intraoperative Cholangiogram on the Rates of Post Endoscopic Retrograde Cholangiopancreatography (ERCP) Pancreatitis

P0065. (S72). Diagnostic Value of Anti-Mitochondrial Antibodies (AMA), Anti-M2, Anti-sp100, and Anti-gp210 in Primary Biliary Cholangitis (PBC)

P0066. (S73). Anticoagulation in Acute Pancreatitis Related Thrombosis: Practice Variations

P0067. (S74). To Consult, or to Not Consult? That is the Question

P0068. (S75). A Study of Safety, Pharmacokinetics, and Proof-of-Concept Efficacy of a Liquid Oral Formulation of NHS7108: A Novel Recombinant Lipase for the Treatment of Exocrine Pancreatic Insufficiency

P0069. (S76). Association of Cholecystectomy, Risk of Gastrointestinal Cancers, and All-Cause Mortality in Patients with Gallstones: A Multi-Center Research Network

P0070. (S77). Comparative Analysis of ERCP and PTBD for Biliary Interventions for Readmission Rates and Patient Outcomes

P0071. (S78). Fluid Resuscitation in Acute Pancreatitis and DKA: A Propensity Score-Matched Study

P0072. (S79). Systematic Review on the Prevalence of Pancreatitis as a Risk Factor to Pancreatic Cancer

BILIARY/PANCREAS

Clinical Vignettes/Case Reports

P0073. (S2352). Between a Stone and a Hard Place: A Case of Cholecystocolonic Fistula and Large Bowel Obstruction

P0074. (S2353). Chronic Hepatobiliary Brucellosis With the Novel Development of Focal Invasive Ampullary Adenocarcinoma: A Case Report

P0075. (S2354). Mirizzi Syndrome: A Pain in the Neck (of the Gallbladder)

P0076. (S2355). Malignancy vs Infection? A Case of Disseminated Histoplasmosis Presenting as Pancreatic Head Mass

P0077. (S2356). Metabolic Mayhem: Pancreatic Insulinoma Masquerading as Altered Mental Status

P0078. (S2357). Necrotizing Pancreatitis Secondary to Hypercalcemia as Initial Presentation of Renal Cell Carcinoma

P0079. (S2358). Chylothorax and Chylous Ascites: A Rare Complication of Severe Acute Necrotizing Pancreatitis and Direct Endoscopic Necrosectomy (DEN)

Back by POPULAR DEMAND! **OUTSTANDING POSTER PRESENTER RECOGNITION**

The College is pleased to continue the tradition of presenting awards for "Outstanding Poster Presenter" at this year's ACG Meeting in Philadelphia. ACG hopes to cultivate the ability of clinical GI researchers to use critical storytelling and presentation skills essential for a career as a clinical investigator and scientific communicator. During the daily Poster Rounds with the Experts, poster presenters may be invited to give a succinct and informative two-minute briefing on their research, followed by one minute of Q&A with a faculty judge. Each judge will select one or more presenters who are best able to communicate their key findings, the significance of their data, and articulate the potential impact of their work for clinicians and patients. Recipients of this award will be recognized with a red ribbon, and will later receive a certificate of recognition. Please note that only those poster presenters who display posters in-person in Philadelphia will be eligible for this special designation.



POSTER PRESENTATIONS

SUNDAY, OCTOBER 27, 3:30 PM - 7:00 PM

P0080. (S2359). When Nature Imitates Science: Hemorrhagic Pancreatic Pseudocyst Within a Naturally Occurring Cyst-Gastrostomy

P0081. (S2360). Spontaneous superior and inferior pancreaticoduodenal artery pseudoaneurysms in the setting of a retroperitoneal hematoma surrounding the pancreatic head

P0082. (S2361). Delayed Presentation of Bile Leak Following Laparoscopic Cholecystectomy: A Case Report

P0083. (S2362). Mass Effect Due to Extensive Choledocholithiasis and Biliary Ductal Dilatation: An Unusual Cause of Portal Vein Thrombosis

P0084. (S2363). Metastatic Renal Cell Carcinoma With Unusual Spread to the Pancreas, Biliary System, Ampulla of Vater, and Stomach

P0085. (S2364). Pancreatic Adenocarcinoma Diagnosed in a Young Adult Male With Chronic Pancreatitis

P0086. (S2365). Case Report: Staphylococcus lugdunensis Causing Spontaneous Bacterial Peritonitis in the Setting of Stage IV Pancreatic Adenocarcinoma

P0087. (S2366). Autoimmune Pancreatitis as an Atypical Etiology for a Benign Biliary Stricture

P0088. (S2367). Cholecystocolonic Fistula Presenting as Complicated Acute Sigmoid Diverticulitis

P0089. (S2368). Lemmel Syndrome: An Unusual Cause of Biliary Obstruction

P0090. (S2369). A Unique Case of Pancreatic Leukocyte Chemotactic Factor 2 Amyloidosis (ALECT2)

P0091. (S2370). A Rare Complication of ERCP: Fibrin Cast of the Biliary Tree After Post-Sphincterotomy Bleeding

★ *Presidential Poster Award*

P0092. (S2371). An Unusual Metastatic Pattern: A Rare Case of Advanced Pancreatic Adenocarcinoma With Metastasis to the Colon

P0093. (S2372). Bullets Don't Always Travel Straight - Journey of a Lodged Bullet into the Common Bile Duct

P0094. (S2373). Mirizzi Syndrome With Elevated CA19-9 in the Absence of Gallbladder Cancer: A Case Report of a Challenging Diagnosis

P0095. (S2374). An Atypical Presentation of Mirizzi Syndrome

P0096. (S2375). PEG Tube-Associated Obstructive Pancreatitis

P0097. (S2376). A Curious Case of AIDS Cholangiopathy

P0098. (S2377). A Case of Ansa Pancreatica Causing Pancreatic Pseudocyst

P0099. (S2378). Maybe This Horse is a Zebra - Pancreatitis or Omental Infarct?

P0100. (S2379). Acute Pancreatitis Secondary to Metastatic Breast Cancer to the Pancreas

P0101. (S2380). Case Series: Diagnostic Utility of Pediatric Forceps for Cholangiocarcinoma

P0102. (S2381). Exploring the Anomalies: A Case of Type Va Duplication of Extrahepatic Biliary Ducts Identified on MRCP

P0103. (S2382). Lemmel Syndrome: A "Tic"ing Time Bomb!

P0104. (S2383). The Successful Use of a High-Dose Immunosuppression Combination Regimen for the Management of Refractory IgG4 Sclerosing Cholangitis With Progressive Multisystemic Involvement: A Case Report

P0105. (S2384). Rare Presentation of Eosinophilic Cholangitis in a 32-Year-Old Male: A Case Report

★ *Presidential Poster Award*

P0106. (S2385). Rare Presentation of Primary Biliary Neuroendocrine Tumor in a 59-Year-Old Female: A Case Report

P0107. (S2386). Primary Pancreatic Follicular Lymphoma: Insights from a Rare Case

P0108. (S2387). Epstein-Barr Virus-Induced Hepatitis

P0109. (S2388). Chronic Pancreatitis Secondary to Semaglutide Use

P0110. (S2389). Methotrexate-Induced Cirrhosis in a Patient with Crohn's Disease and Concurrent Late-Stage Pancreatic Adenocarcinoma

P0111. (S2390). Obstructive Enigma: A Clinical Insight Into the Bouveret Syndrome

P0112. (S2391). Unveiling the Stealthy Onset of Pancreatobiliary Cancer: A Case Report on Misleading Duodenal Obstruction

P0113. (S2392). A Rare Case of Metastatic Insulinoma With Benign Features on Imaging

P0114. (S2393). Unmasking a Rare Culprit of Ascending Cholangitis

P0115. (S2394). Endoscopic Management of Complex Colonic Fistula Following Distal Pancreatectomy

P0116. (S2395). Abdominal Mystery Unveiled: Diffuse Large B-Cell Lymphoma Masquerading as Acute Pancreatitis

P0117. (S2396). Navigating Rare Complications: Pancreatic Ascites and Fungal Peritonitis in Acute-on-Chronic Pancreatitis

P0118. (S2397). Bilothorax: A Rare Cause of Exudative Pleural Effusion in a Patient with Metastatic Colorectal Carcinoma

P0119. (S2398). Right Atrial Thrombus Induced by Pancreatic Pseudocyst

P0120. (S2399). A Rare Case of Immune Checkpoint Cholangitis

★ *Presidential Poster Award*

P0121. (S2400). There is Some Dump in the Sump

P0122. (S2401). A Rare Case of Cannabis Induced Pancreatitis

P0123. (S2402). A Rare Case of Biliary Cast Syndrome

P0124. (S2403). Post-Duodenal Polypectomy Pancreatitis: An Uncommon Iatrogenic Trigger

P0125. (S2404). Congenital Portosystemic Shunt: A Rare Cause of Chronic Adult Abdominal Pain

P0126. (S2405). Unveiling the Uncommon: A Rare Case of Infected Intraductal Papillary Mucinous Neoplasm of Pancreas

P0127. (S2406). Putting the "Secret" in Secretin Stimulation Testing: An Unexpected Case of de novo Gastrinoma

P0128. (S2407). Attack of the Clones: IgA-Induced Necrotizing Pancreatitis

P0129. (S2408). Recurrent Solid Pseudopapillary Neoplasm of the Pancreas With Liver Metastasis

P0130. (S2409). Splenic Vascular Laceration After Endoscopic Necrosectomy and Cyst-Gastrostomy Placement

P0131. (S2410). A Rare Complication of Chronic Pancreatitis

P0132. (S2411). Subvesical Bile Duct Leak Post-Cholecystectomy: The Ducts of Luschka

P0133. (S2412). Pancreatitis Fooling Doctors and Masquerading a Large Hemoperitoneum due to a Rare Pancreaticoduodenal Artery Aneurysm

P0134. (S2413). Unraveling Post-Whipple Intussusception: A Successful Intervention with Axios Stent

P0135. (S2414). Mucinous Mysteries, A Rare Case of Intraductal Papillary Mucinous Neoplasm of the Biliary Tract

POSTER PRESENTATIONS

SUNDAY, OCTOBER 27, 3:30 PM - 7:00 PM

POSTERS
SUNDAY

- P0136. (S2415).** Navigating Challenges: Endoscopic Management of Tissue Ingrowth-Induced Gastric Outlet Obstruction
- P0137. (S2416).** Unveiling the Mystery: Double Ampulla of Vater in a Patient with Acute Pancreatitis
- P0138. (S2417).** Acute Pancreatitis Secondary to Olanzapine-Induced Hypertriglyceridemia: A Case Report
- P0139. (S2418).** Vanishing Bile Duct Syndrome in Advanced Hodgkin's Lymphoma: A Case Report of Diagnostic and Therapeutic Challenges
- P0140. (S2419).** Unanticipated Culprits: A Rare Case of Drug-Induced Acute Necrotizing Pancreatitis
- P0141. (S2420).** Pancreaticobiliary Abnormalities in a Patient With Inflammatory Bowel Disease: Looking Beyond the Obvious
- P0142. (S2421).** Duct and Cover: A Case of Post-COVID-19 Cholangiopathy Requiring Biliary Cast Removal
- P0143. (S2422).** It's Not a Tumor! Unveiling Xanthogranulomatous Cholecystitis in the Quest for Cancer Diagnosis
- P0144. (S2423).** Left Breathless: Tension Hydrothorax Caused by a Pancreaticopleural Fistula
- P0145. (S2424).** A Strict Occlusion: Successful Rendezvous Procedure in an Anastomotic Stricture After OLT
- P0146. (S2425).** Unveiling a Rare Intersection: Secondary Syphilis Unmasking Undiagnosed Primary Biliary Cholangitis in a Male Patient
- P0147. (S2426).** Adenosquamous Carcinoma of the Gallbladder: A Rare Occurrence and Presentation
- P0148. (S2427).** A Rare Case of Isolated Metastasis to the Pleura in the Setting of Newly Diagnosed Pancreatic Adenocarcinoma
- P0149. (S2428).** From Bile to Brain: Paraneoplastic Cerebellar Degeneration In Cholangiocarcinoma
- P0150. (S2429).** Diagnostic Challenges and Atypical Presentation of Cholangiocarcinoma in a Patient with Persistent Jaundice
- P0151. (S2430).** Pyogenic Hepatic Abscesses Secondary to Ascending Cholangitis 13 Years Post-Cholecystectomy: A Case Report
- P0152. (S2431).** From Sour to Sweet: An Unusual Manifestation of Acute Pancreatitis
- P0153. (S2432).** A Challenging Decision: Identifying and Managing Hepatic Hydrothorax in the Setting of a Pancreatic Neuroendocrine Tumor
- P0154. (S2433).** Raoultella Planticola-Associated Acute Pancreatitis in an Immunocompromised Patient: A Case Study
- P0155. (S2434).** One of These Things Is Not Like the Other: Primary Bile Duct-Associated Neuroendocrine Tumor
- P0156. (S2435).** An Unusual Case of Recurrent Acute Pancreatitis in a Pediatric Patient: A Case Report
- P0157. (S2436).** Exocrine Pancreatic Insufficiency Under-Recognized in Type 2 Diabetic Elderly Patients
- P0158. (S2437).** A Case of a Biliary Stricture Secondary to Periportal Lymphadenopathy Following Rabies Vaccination Series
- P0159. (S2438).** Pancreaticopleural Fistula and Pseudocyst Formation with Bilateral Pleural Effusions Secondary to Pancreatic Adenocarcinoma
- P0160. (S2439).** Seronegative IgG4 Cholangiopathy: A Diagnostic Challenge Mimicking Cholangiocarcinoma
- P0161. (S2440).** A Rare Convergence: Pancreatic Cancer Arising in the Setting of Autoimmune Pancreatitis
- P0162. (S2441).** Stumped by Stones: A Teaching Point about Symptomatic Choledocholithiasis With Persistently Negative Imaging Findings
- P0163. (S2442).** A Case of Abdominal Wall Pain Misdiagnosed as Pancreatitis
- P0164. (S2443).** Sump Syndrome - Diagnosis Dilemmas and Therapeutic Approaches: A Case Series
★ *Presidential Poster Award*
- P0165. (S2444).** Biliary Intraductal Papillary Mucinous Neoplasm (IPMN-B) Associated With Actinomyces
- P0166. (S2445).** Unicentric Castleman Disease: A Case Report on a Rare Disease Entity
- P0167. (S2446).** Defying the Prognostic Odds: A Case of Unpredicted Survival in Stage IV Ampullary Carcinoma
- P0168. (S2447).** Biopsy Proven Sarcoidosis Presenting as Secondary Sclerosing Cholangitis
- P0169. (S2448).** Whispers in the Pancreas: Unveiling the Enigma of a Pancreatic Schwannoma With Subtle Signs
- P0170. (S2449).** Expect the Unexpected: An Unusual Case of Insulinoma
- P0171. (S2450).** Silent Hemorrhage: Hemorrhagic Pancreatitis Without Systemic Shock
- P0172. (S2451).** Unusual Cause of Hematochezia in a Patient With Metastatic Gallbladder Carcinoma: A Case Report and Review of Literature
- P0173. (S2452).** Spontaneous Cystogastrostomy of Infected Walled-Off Pancreatic Necrosis
- P0174. (S2453).** On the Waiting List for Transplant: Recurrent Hospitalizations From Primary Sclerosing Cholangitis
- P0175. (S2454).** A Rare Case of Extrahepatic Paraganglioma Presenting With Biliary Obstruction in a 29-Year-Old Male
- P0176. (S2455).** IgG4-Related Sclerosing Cholangitis Mimicking a Gallbladder Mass With Biliary Infiltration
- P0177. (S2456).** B-Cell Lymphoma Disguised as Biliary Obstruction: A Rare Presentation
- P0178. (S2457).** Not Another Acute Cholecystitis - A Rare Case of Mixed Adenoneuroendocrine Carcinoma of the Gallbladder
- P0179. (S2458).** Cyst Gastrostomy for a Suspected Ruptured IPMN Causing Obstructive Nephropathy
- P0180. (S2459).** A Rare Presentation of Fistulizing Necrotizing Pancreatitis
- P0181. (S2460).** Endoscopic Papillectomy for a Rare Case of Synchronous Major and Minor Papillary Adenoma
- P0182. (S2461).** A Case of Obstructive Hepatolithiasis With Hepatic Duct Stricture
- P0183. (S2462).** Refractory Neuroglycopenia and Hyperinsulinemia: An Unusual Case of Metastatic Pancreatic Neuroendocrine Tumor
- P0184. (S2463).** Suprainfected Heterotopic Pancreatic Tissue: A Rare Culprit of Recurrent Gastric Outlet Obstruction
★ *Presidential Poster Award*
- P0185. (S2464).** Stent in Stuck Stent to Retrieve an Embedded Uncovered Self-Expandable Metal Stent
- P0186. (S2465).** Management of Severe Pancreatic Ductal Stricture with a Soehendra Stent Retriever
- P0187. (S2466).** A Unique Case of Poorly Differentiated Metastatic Signet Ring Cell Carcinoma of the Ampulla of Vater Presenting With Obstructive Jaundice With Non-dilated Biliary Tree
- P0188. (S2467).** A Fortunate Case of Pyelonephritis Leads to Discovery of Rare Pancreatic Tumor

POSTER PRESENTATIONS

SUNDAY, OCTOBER 27, 3:30 PM - 7:00 PM

P0189. (S2468). Choledocholithiasis Causing Mesenteric Ischemia: A Case Report

P0190. (S2469). Progressive Familial Intrahepatic Cholestasis: An Uncommon Cause of Abnormal Liver Tests in a Young Adult

P0191. (S2470). Diagnosis of Non-Functional Pancreatic Neuroendocrine Tumor in a Patient with a Transplanted Pancreas: A Case Report

P0192. (S2471). Unveiling a Rare Metastatic Neuroendocrine Tumor Masquerading as Abdominal Pain: A Case Report

P0193. (S2472). Pancreatic Insufficiency With Arteriovenous Malformation: A Case Report

P0194. (S2473). Bilirubin and Bad Bones

P0195. (S2474). Large Mediastinal Pancreatic Pseudocyst Managed by ERCP Transpapillary Drainage and Distal Pancreatic Duct Stent Insertion

P0196. (S2475). A Radiological and Clinical Challenge: Congenital Intrahepatic Gallbladders

P0197. (S2476). Pancreatic Diffuse Large B-cell Lymphoma Presenting as Obstructive Jaundice

P0198. (S2477). Recognizing Cholecystocolonic Fistula: A Rare Gallbladder Disease Complication Discovered During Routine Colonoscopy

★ *Presidential Poster Award*

P0199. (S2478). Negative Does Not Mean No: Exercising Persistence in the Evaluation of a Pancreatic Neuroendocrine Tumor

COLON

Standard Study

P0200. (S227). Improvement in Health-Related Quality of Life in Adults with Recurrent *Clostridioides difficile* Infection After Fecal Microbiota, Live-*jslm* (RBX2660) Administration by Colonoscopy

P0201. (S228). Assessing Appropriate Bowel Cleansing For Veteran Patients Undergoing Colonoscopy Who Use GLP-1 Agonist Medications

P0202. (S229). Antimicrobial Resistance in *Clostridioides difficile*: Is It on the Rise?

P0203. (S230). Evaluating Gender Diversity in Colon Cancer Clinical Trial Leadership, Funding, and Authorship

P0204. (S231). Demographic and Socioeconomic Disparities in the Co-Occurrence of *Clostridioides Difficile* Infection and Chronic Kidney Disease – A Population-Based Study

P0205. (S232). Impact of Chronic Kidney Disease on Complications of *Clostridioides difficile* Infection – A Population-Based Study

P0206. (S233). Gastrointestinal Sequelae of COVID-19: Investigating Post-Infection Complications

P0207. (S234). COVID-19 Long COVID and Gut Dysbiosis

P0208. (S235). Autism and the Gut Microbiome

P0209. (S236). Alzheimer's Disease and the Gut Microbiome

P0210. (S237). Disparities in Colon Polyp Prevalence Among Different Racial Groups: A Multi-Racial Study From 2009 to 2023

NOTE: All accepted abstracts will appear in the Supplement to the October 2024 issue of the *AJG*. The supplement IDs are listed in parentheses after the poster ID.

P0211. (S238). Bridging Clots and Crisis: Analyzing D-Dimer's Role in Indicating Mesenteric Ischemia

P0212. (S239). Demographic Determinants of Diverticulitis: A National Database Analysis of Obesity, Race, and Gender

P0213. (S240). Incidental Colon Adenoma Detection on FDG PET-CT

P0214. (S241). Colonoscopy Within 3 Weeks May Reduce Mortality and Complications in Lower Gastrointestinal Bleeding: A Multicenter Retrospective Analysis

P0215. (S242). 45 Is the New 50 - Colorectal Screening Guidelines

P0216. (S243). FOLFOXIRI Plus Bevacizumab Versus FOLFOX/FOLFIRI Plus Bevacizumab for Metastatic Colorectal Cancer: An Updated Meta-Analysis

P0217. (S244). From Diagnosis to Surgery: Exploring Preoperative Factors and Treatment Delays in Colorectal Cancer Patients at an Urban Medical Center

P0218. (S245). A Comprehensive Review on an Uncommon and Challenging Diagnosis: Hepatoid Adenocarcinoma of the Colon

P0219. (S246). Modernizing Referral Patterns for Management of Large Colorectal Polyps

P0220. (S247). In-Patient Analysis of Colonic Mesenteric Ischemia Among COVID-19 Hospitalizations: A Population-Based Study

P0221. (S248). Fecal Microbiota Transplantation: A Game-Changer in Parkinson's Disease Treatment?

P0222. (S249). Investigating Fecal Calprotectin: Unmasking the Sneaky Subtypes of Non-IBD Colitis

★ *Presidential Poster Award*

P0223. (S250). Unraveling the Role of Fecal Calprotectin and CT Imaging in Non-IBD Colitis

P0224. (S251). Does Alcohol Use Impact Outcomes of Ischemic Colitis? A Retrospective Analysis

P0225. (S252). Associations Between Gout and Ischemic Colitis Among Hospitalized Patients: A Retrospective Analysis

P0226. (S253). Analysis of Reported Adverse Events Related to the Use of Distal Colonoscopy Attachments Devices: A Retrospective Review of an FDA MAUDE Database Study

P0227. (S254). Superiority of Frailty Over Age in Predicting Outcomes Among *Clostridium Difficile* Patients: Evidence From National Data

P0228. (S255). Impact of Transitioning From PCR-Only to Multi-Step *Clostridioides difficile* Testing in a Large Hospital System

P0229. (S256). Impact of Patient and Provider Variability on Compliance With *C. difficile* Testing for IBD Flares

P0230. (S257). A Survey of Patients With Recurrent Diverticulitis: Treatment and Outcomes

P0231. (S258). Minimizing Colonic Manometry Catheter Migration

P0232. (S259). Higher Nighttime Colonic Activity Measured by Wireless Patches Linked to Patient Reported Bowel Movement Satisfaction

★ *ACG Outstanding Research Award in the Colon Category*

★ *Presidential Poster Award*

P0233. (S260). Associated Factors With Invasive Stage of Colorectal Cancer in Patients Treated at a High Complexity Institution in Colombia

P0234. (S261). Is Adenoma Detection Any Different From Polyp Detection With Artificial Intelligence in Colonoscopy? A Meta-Analysis of Randomized Controlled Data

POSTER PRESENTATIONS

SUNDAY, OCTOBER 27, 3:30 PM - 7:00 PM

POSTERS
SUNDAY

P0235. (S262). Increasing Gastroenterology Follow-Up and Colonoscopy Completion for Patients With Initial and Complicated Episodes of Diverticulitis: A Quality Improvement Project

P0236. (S263). Efficacy and Safety of Fecal Microbiota Transplantation (FMT) in Immune Checkpoint Inhibitors-Induced Colitis: A 5-Year Propensity Matched Retrospective Cohort Study From U.S. Population

P0237. (S264). Efficacy of Fecal Microbiota, live-*jslm* Administered Cecally via Colonoscopy vs Rectally via Enema in Preventing Recurrent *Clostridioides difficile* Infection

P0238. (S265). Real World Outcomes of Fecal Microbiota-Based Therapies to Prevent Recurrent *Clostridioides Difficile* Infections up to 24 Weeks

P0239. (S266). Non-Neoplastic Polyp Detection Using AI, GI Genius, With Experienced Endoscopist - Pilot Study

P0240. (S267). Microscopic Colitis is Associated With a Higher Risk of Adverse Cardiovascular Outcomes: Findings From a Multi-Institutional Research Network Analysis

P0241. (S268). Enhancing Clinical Care for Patients With Hemorrhoids

P0242. (S269). Risk of Bleeding After Colorectal Endoscopic Mucosal Resection in Patients With Chronic Kidney Disease: A Propensity-Matched Analysis of the US Collaborative Network

P0243. (S270). Evaluating Gastrointestinal Cancer Risks in Sarcoidosis Patients Following Lung Transplantation

P0244. (S271). Trends in Colorectal Cancer Incidence in Florida: Analysis by Gender, Race, and Ethnicity from 2008 to 2021

P0245. (S272). Trends and Disparities in Colorectal Cancer Prevalence in U.S. Adults: A National Health Interview Survey Database Analysis (2019-2022)

P0246. (S273). Comparing Occurrences of *C. diff* and MRSA Before, During, and After COVID-19

P0247. (S274). Contemporary Nationwide Trends and Predictors of Venous Thromboembolism and Mortality in Elderly Asian American and Pacific Islander Patients Hospitalized With Colorectal Cancer: A Comprehensive Analysis (2016-2020)

P0248. (S275). Prevalence, Trends And Impact Of Prediabetes On Elderly Patients Hospitalized With Colorectal Cancer - A Nationwide Analysis

COLON

Clinical Vignettes/Case Reports

P0249. (S2734). Regression of Concurrent Colonic and Gastric Low Grade B Cell Lymphoma After Eradication of *Helicobacter pylori*

P0250. (S2735). Pneumatosis Intestinalis: An Unusual Finding During Screening Colonoscopy

P0251. (S2736). Malignant Confusion: Unraveling Histoplasmosis Masquerading as Colon Cancer in an HIV Patient With Hemophagocytic Lymphohistiocytosis

P0252. (S2737). An Unusual Case of Rectal Mass Investigation Leading to Diagnosis of Syphilitic Proctitis

P0253. (S2738). Full Thickness Resection of a Rare Cecal Granular Cell Tumor

P0254. (S2739). What Can Cecal Nodules Be?

P0255. (S2740). A Case of Non-Neutropenic Enterocolitis in a Renal Transplant Patient

P0256. (S2741). Colonic Lipoma Causing Intussusception

P0257. (S2742). Severe Cytomegalovirus Proctitis in an Immunocompetent Patient

P0258. (S2743). CAR T-Cell Therapy-Induced Pseudomembranous Colitis Mimicking *C. difficile* Infection

P0259. (S2744). Unmasking Colitis: When SCAD Mimics IBD

P0260. (S2745). Unveiling Diagnostic and Therapeutic Challenges in Anorectal Melanoma: A Case Report

P0261. (S2746). Salmonella Colitis Masquerading as Ulcerative Colitis Flare

P0262. (S2747). Endoscopic Treatment of a Colovesical Fistula Using a Through-the-Scope Large Defect Closure Clip

P0263. (S2748). Vanishing Act: Colonic Polyps Mimicking Tubular Adenoma Disappear With Resolution of Hypoxia

P0264. (S2749). An Unusual Case of Metastatic Breast Cancer Diagnosed via Colonoscopy

P0265. (S2750). Rare Presentation of Rectal Melanocytic Nevus Treated with Endoscopic Banding

P0266. (S2751). A Case of Clostridium septicum Endophthalmitis as the First Presenting Sign of Colon Cancer

★ *Presidential Poster Award*

P0267. (S2752). A Rare Case of Proctitis-Induced Group A Streptococcal Toxic Shock Syndrome

P0268. (S2753). Unusual Discovery Within a Rectal Polyp

P0269. (S2754). Polyp Party: Recurrent *Clostridium difficile* Infection Complicated by Severe Inflammatory Pseudopolyps

P0270. (S2755). Spindle Cell Sarcoma of the Sigmoid Colon in a Patient Presenting With Acute Cholecystitis

P0271. (S2756). Acute Ischemic Colitis Secondary to Inferior Mesenteric Arteriovenous Malformation

P0272. (S2757). Large Bowel Obstruction Induced by Lung Carcinoma: Clinical Insights

P0273. (S2758). Large Bowel Obstruction Induced by Pancreatic Tumor: Clinical Insights

P0274. (S2759). An Unusual Case of Adult Intussusception Masquerading as an Ulcerated Colonic Mass

P0275. (S2760). A Rare Complication: Sigmoid Diverticulitis Leading to Hepatic Abscess

P0276. (S2761). From Hole to Whole: A Case Report on Recto-Neovaginal Fistula Resolution With Endorectal Advancement Flap in Gender Affirming Surgery Complications

P0277. (S2762). Ascending Colon Ulcerative Mass: An Unusual Manifestation of Ischemic Colitis

P0278. (S2763). Colon Adenocarcinoma Presenting With Peri-Colonic Abscess Formation

P0279. (S2764). A Rare Case of Primary Gastrointestinal Mantle Cell Lymphoma Hiding in Plain Sight as Colon Polyps

P0280. (S2765). Cutting the Connection Between Segmental Colitis Associated With Diverticulosis and Inflammatory Bowel Disease: A Case Report

P0281. (S2766). A Rare Case of Chronic Granulomatous Disease in a Patient With Crohn's Disease

P0282. (S2767). Acquired Arteriovenous Malformations: An Uncommon Cause of Ischemic Colitis

POSTER PRESENTATIONS

SUNDAY, OCTOBER 27, 3:30 PM - 7:00 PM

P0283. (S2768). The Battle Against CMV in Transplant Patients: A Case of Antiviral Resistance

P0284. (S2769). Cyclospora cayetanensis or *Clostridium difficile*: Who Caused the Diarrhea?

P0285. (S2770). From Contagion to Containment: Tackling Multidrug-Resistant Shigella in MSM Community

★ *Presidential Poster Award*

P0286. (S2771). "Disappearing Colitis" Eventually Diagnosed as Colonic Behcet's

P0287. (S2772). A Case of Ischemic Colitis Masking as Malignant Tumor

P0288. (S2773). Endoscopic and Surgical Strategies for Rectal Foreign Body Removal: Case Insights

P0289. (S2774). Unveiling Hidden Guests: A Case of Asymptomatic Trichuris Trichiura Infection Detected during CRC Screening

P0290. (S2775). Diagnostic Challenges and Effective Treatment of Gastrointestinal TB: Insights From a Clinical Case

P0291. (S2776). Blood and Pain: An Overlooked Diagnosis of Ischemic Colitis in Pregnancy

P0292. (S2777). Beyond the Obvious: Unmasking Rectal Lipoma Misdiagnosed as Hemorrhoids

P0293. (S2778). Gastrointestinal Amyloidosis: An Unusual Cause of Mesenteric Ischemia

★ *Presidential Poster Award*

P0294. (S2779). A Rare Case of Cecal and Ascending Colon Diverticulitis With Ileocolic Vein Thrombophlebitis

P0295. (S2780). Case Report: Clostridium ramosum Bacteremia Following Colon Perforation Post-Colonoscopy

P0296. (S2781). Unveiling Gastrointestinal AL Amyloidosis: A Rare Presentation of a Systemic Disease

★ *Presidential Poster Award*

P0297. (S2782). Symptomatic Colonic Spirochetosis in a Patient With Newly Diagnosed HIV

P0298. (S2783). Unmasking the Silent Invader: Tuberculosis Colitis

P0299. (S2784). Uncanny Association between *Clostridium difficile* and microscopic colitis

P0300. (S2785). Beating the Odds: Unusual Early Diagnosis of Primary Rectal Melanoma

P0301. (S2786). Sleeping Gut: Ischemia Colitis in a Young Adult at Night

P0302. (S2787). Bone in Sigmoid Colon Mimicking as Irritable Bowel Disease (IBS)

P0303. (S2788). Colon Metastasis From Pancreatic Adenocarcinoma: A Diagnostic Challenge Resembling GLP-1 Receptor Agonist Effects

P0304. (S2789). Unveiling Solitary Rectal Ulcer Syndrome: A Case of Kissing Rectal Ulcer

P0305. (S2790). A Postpolypectomy Syndrome Mimic Following Cold Snare

P0306. (S2791). A Case of Foley Catheter Protrusion Through a Colovesical Fistula

P0307. (S2792). Masquerading Malignancy: Metastatic Breast Cancer Mimicking Colitis

★ *Presidential Poster Award*

NOTE: All accepted abstracts will appear in the Supplement to the October 2024 issue of the *AJG*. The supplement IDs are listed in parentheses after the poster ID.

P0308. (S2793). Atypical Presentation of Rectal Bleeding: Unveiling Severe Proctosigmoiditis and Concurrent HIV, Syphilis, Gonorrhea, and Chlamydia Infections

P0309. (S2794). Malakoplakia Mimicking Metastatic Colon Cancer

P0310. (S2795). Eosinophilic Colitis Secondary to Strongyloidiasis Infection

P0311. (S2796). Pembrolizumab-Induced Colitis: A Case Report of Immune-Related Adverse Events

P0312. (S2797). Sevelamer-Associated Colitis: A Case Study in a Patient With Suspected Colonic Mass

P0313. (S2798). Colonic Schwannomas: A Case Series

P0314. (S2799). Simultaneous *Clostridium Difficile* Infection, Ulcerative Colitis and Colon Adenocarcinoma – Cause or Effect?

P0315. (S2800). The Great Mimic: AL Amyloid in the Gastrointestinal Tract Impersonating Inflammatory Bowel Disease

P0316. (S2801). A Rare Case of MALT Lymphoma in the Colon

P0317. (S2802). Intestinal Spirochetosis: Commensal or Culprit?

P0318. (S2803). Role of Azathioprine as an Effective Alternative Therapy for Patients With Refractory Microscopic Colitis

P0319. (S2804). It Runs in the Family: A Rare Case of Familial Idiopathic Colonic Varices

P0320. (S2805). Light at the End of the Tunnel: Successful Retrieval of a Large Rectal Foreign Body

P0321. (S2806). Stanford Type A Aortic Dissection Masquerading as Subacute Diarrhea

P0322. (S2807). Pancreatic Metastasis from Primary Colon Adenocarcinoma Presenting as a Newly Diagnosed Type 2 Diabetic with Obstructive Symptoms

P0323. (S2808). Twists and Turns: Small Bowel Enteritis as an Unusual Consequence of 5-FU Toxicity in the Setting of DPD Deficiency

P0324. (S2809). An Unusual Case of Worsening Diarrhea in a Geriatric Patient: A Case Report

P0325. (S2810). Colonic Deception: Two Cases of Ischemic Colitis Posing as Malignant Masses

P0326. (S2811). Alone but Not Alone: Isolated Gastrointestinal Amyloidosis

P0327. (S2812). Unmasking Epiploic Appendagitis: A Hidden Cause of Acute Abdominal Pain

P0328. (S2813). Epiploic Appendagitis: A Commonly Overlooked Cause of Acute Abdominal Pain

P0329. (S2814). GI Highway, Wrong Exit: T-Fastener Retention Following Gastrostomy Tube Placement

★ *Presidential Poster Award*

P0330. (S2815). A Case of Mistaken Identity: Fibrillar Confused for Splenic Abscess

P0331. (S2816). An Interesting Case of Signet Ring Cell Carcinoma of the Appendix

P0332. (S2817). A Chance Finding: Pneumatosis Cystoides Intestinalis in the Setting of Splenic Laceration

P0333. (S2818). Synchronous Gastric and Colonic MALT Lymphoma: A Rare Occurrence

P0334. (S2819). Mucosal Schwann Cell Hamartoma: The Rare Entity

P0335. (S2820). A Case of Encapsulating Peritoneal Sclerosis Complicated by a Large Loculated Fluid Collection

POSTER PRESENTATIONS

SUNDAY, OCTOBER 27, 3:30 PM - 7:00 PM

POSTERS
SUNDAY

- P0336. (S2821).** A Rare Case of Colon Cancer With Hepatic Metastasis and Soft Tissue Metastasis to the Breast
- P0337. (S2822).** An Interesting Case of Ogilvie's Syndrome With Extensive Distention to the Sigmoid Colon in an 83-Year-Old Woman
- P0338. (S2823).** Unraveling the Mysteries of Rare Colorectal Mucinous Adenocarcinoma: Challenges and Therapeutic Prospects
- P0339. (S2824).** The Schwannoma That Never Was
- P0340. (S2825).** Teriflunomide Induced Dysbiosis and Colitis in a Multiple Sclerosis Patient
- P0341. (S2826).** A Common Problem and Esoteric Entity: Adenocarcinoma of Colon and Goblet Cell Adenocarcinoma of Appendix
- P0342. (S2827).** Sevelamer Associated Colitis as a Colon Cancer Mimicker
- P0343. (S2828).** Curious Case of Chewing Gum Disguised as Colonic Polyps
- P0344. (S2829).** Double Trouble in the GI Jungle: Navigating Follicular Lymphoma and Neuroendocrine Tumor
- P0345. (S2830).** A Case of Eosinophilic Granulomatosis With Polyangiitis With Initial Presentation of Colitis and Enteritis
- P0346. (S2831).** Colonic Metastasis From Endometrial Carcinoma: An Uncommon Cause
- P0347. (S2832).** A Case of Lymphogranuloma Venereum Proctitis Mimicking Rectal Malignancy
- P0348. (S2833).** A Rare Presentation of Chemotherapy-Related Diarrhea in a Patient With Linitis Plastica
- P0349. (S2834).** Cutaneous and Mucosal Purpura Due to IgA Vasculitis
- P0350. (S2835).** An Uncommon Discovery: Inverted Appendix Detected During Routine Colonoscopy
- P0351. (S2836).** Unveiling the Silent Offender: A Case of NSAID-Induced Colonic Stricture
- P0352. (S2837).** Cecal Adenocarcinoma Masquerading as Perforated Appendicitis
- P0353. (S2838).** False Alarm: A Case of Acute Abdomen Due to Epiploic Appendagitis Managed With a Single Dose of Ibuprofen
- P0354. (S2839).** The Uncommon Journey of Anal Cancer Metastasizing to the Heart
- P0355. (S2840).** Invasive Cervical Cancer as a Novelty Identified Cause of Colouterine Fistula
- P0356. (S2841).** The GIPP Never Lies: A Case of Refractory Ulcerative Colitis
★ *Presidential Poster Award*
- P0357. (S2842).** Outpatient Management of Small Bowel Perforation: A Case Report and Review of Literature
- P0358. (S2843).** Concealed Culprit: Disseminated Strongyloidiasis Presenting as Gastrointestinal and Respiratory Symptoms in an Immunocompromised Host
- P0359. (S2844).** Undiagnosed Polyposis Syndrome Preceded by Thyroid Cancer in Young Female
★ *Presidential Poster Award*
- P0360. (S2845).** Age No Barrier: Methamphetamine-Induced Shock With Bowel Ischemia at 61
- P0361. (S2846).** Metastatic Sigmoid Large Cell Neuroendocrine Carcinoma: A Case Report
- P0362. (S2847).** The Unseen Challenge: Confronting Anorectal Melanoma
- P0363. (S2848).** Metastatic Breast Cancer Manifesting as Rectal Linitis Plastica Diagnosed With Endoscopic Ultrasound- Fine Needle Biopsy
- P0364. (S2849).** Mesalamine or Ulcerative Colitis Which One Induced Myocarditis: A Case Report
- P0365. (S2850).** A Case of Severe Amebiasis in a Patient With Sarcoidosis on Low-dose Immunosuppressive Steroid Therapy
★ *Presidential Poster Award*
- P0366. (S2851).** CMV Infection Presenting as Colitis and Pancreatic Insufficiency in an Immunocompetent Patient
- P0367. (S2852).** Lymphovascular Malformation in the Rectosigmoid Colon
- P0368. (S2853).** Not Just Another Polyp: Rare Case of Colonic Calcifying Fibrous Tumor
- P0369. (S2854).** An Unlikely Etiology of Colon Masses in a Patient With Three Known Primary Malignancies
- P0370. (S2855).** A Case of Endoscopic Full-Thickness Resection for a Known Colon Adenocarcinoma in a Patient With Decompensated Cirrhosis
★ *ACG Case Reports Journal Award (Trainee)*
★ *Presidential Poster Award*
- P0371. (S2856).** Colon Cancer Unmasked: A Case of Ischemic CVA Treatment Exposing Colonic Malignancy
- P0372. (S2857).** A Case of Hematochezia Secondary to a Colonic Glomus Tumor
- P0373. (S2858).** Refractory McKittrick-Wheelock Syndrome: A Case Report
- P0374. (S2859).** Large Tubulovillous Rectal Mass Causing McKittrick-Wheelock Syndrome (MWS)
- P0375. (S2860).** A Bone to Pick: Dystrophic Ossification in a Colon Polyp
- P0376. (S2861).** Serum β -hCG as a Prognostic Marker for Colorectal Adenocarcinoma in Women of Reproductive Age: A Case Report and Literature Review
★ *Presidential Poster Award*
- P0377. (S2862).** Gastrointestinal Manifestations in Chronic Lymphocytic Leukemia/Small Lymphocytic Lymphoma: A Case of Asymptomatic Infiltration Detected During Routine Colonoscopy
- P0378. (S2863).** Colonic Mantle Cell Lymphoma
- P0379. (S2864).** The Womb Wanders to the Bowel: An Uncommon Case of Large Bowel Obstruction Secondary to Intestinal Endometriosis
★ *Presidential Poster Award*
- P0380. (S2865).** A Case of Undifferentiated Colitis in a Patient With Liver Transplant and Crohn's Disease
- P0381. (S2866).** Uncomplicated Diverticulitis Masquerading as Symptomatic Ovarian Cyst in a Young Female.
- P0382. (S2867).** Another Type of Malignancy in the Colon, Primary Squamous Cell Carcinoma: A Case Report
- P0383. (S2868).** Human Intestinal Spirochetosis: The Silver Lining
- P0384. (S2869).** The Importance of Early Diagnosis in a Patient With Macrocephaly and Iron Deficiency Anemia: A Case of Cowden Syndrome
- P0385. (S2870).** An Outbreak of Shigella Dysentery at an Urban Tertiary Care Hospital
- P0386. (S2871).** Metastatic Mucinous Adenocarcinoma of the Colon Masquerading as Diverticulitis and Segmental Colitis
- P0387. (S2872).** Tract on Fire: Lupus Enteritis

POSTER PRESENTATIONS

SUNDAY, OCTOBER 27, 3:30 PM - 7:00 PM

P0388. (S2873). Lymphogranuloma Venereum (LGV) in Disguise: A Misleading Case of Proctitis in a Young Patient With HIV

P0389. (S2874). Rectal Xanthoma: A Case Report of a 56-Year-Old Female Patient

COLORECTAL CANCER PREVENTION

Standard Study

P0390. (S380). The Effect of the USMSTF 2020 Guidelines on Colonoscopy Surveillance Interval in a Community GI Practice

P0391. (S381). Does Race and Insurance Status Determine the Quality of Bowel Preparation for Screening Colonoscopy?

P0392. (S382). Impact of Social Vulnerability on Gastrointestinal Health Outcomes and Preventative Measures in the US

P0393. (S383). Artificial Intelligence Improves Adenoma Detection Amongst Gastroenterology Fellows

P0394. (S384). Race-Ethnicity, Time Spent by Health Professionals With Patients During Routine Clinical Visits and Colorectal Cancer Screening Uptake in the United States

P0395. (S385). Temporal Trends in Incidence Rates of Early-Onset Colorectal Cancer Across Racial Groups and Incident Diagnostic Stage: A SEER Database Analysis (2004-2020)

P0396. (S386). Rates and Characteristics of Post-Polypectomy Interval Colorectal Cancer: A Single Center Retrospective Cohort Study

P0397. (S387). Single Center Assessment of the Boston Bowel Preparation Scale Score Among Patients With Obesity Who Are Receiving Semaglutide During the Time of Colonoscopy

P0398. (S388). An Evaluation of Time to Colonoscopy After Positive Multitargeted Stool DNA Testing

P0399. (S389). Aspirin vs Non-Aspirin NSAIDs for Prevention of Colorectal Carcinoma: A Systematic Review of Randomized Control Trials

P0400. (S390). Implementation of Colonoscopy Surveillance Guidelines for Non-Advanced Adenomas: Room for Improvement

P0401. (S391). Colon Cancer Awareness in the Digital Age: A Google Trends Analysis

P0402. (S392). Colon Cancer Mortality Trends and Racial Disparities in the United States and Texas (1999-2020): CDC WONDER Data Insights

P0403. (S393). Applying Narrative Theory to Raise Community Awareness and Support to Promote Healthy Behaviors and Cancer Screening in Baltimore

P0404. (S394). Interim Analysis of a Quality Improvement Project to Improve Colorectal Cancer Screening and Awareness at a Tertiary Care Center

P0405. (S395). Open Access Colonoscopy: Assessing the Outcomes of a Novel Electronic Medical Record Best Practice Alert (BPA) in Reducing Inappropriate Colonoscopy Referrals

P0406. (S396). Assessing the Knowledge and Practice of Colorectal Cancer Screening Among Ghanaian Healthcare Providers

P0407. (S397). Procedural and Clinical Outcomes Associated with Prior Manipulation of Large Colonic Polyps Referred for Advance Tissue Resection: A Systematic Review and Meta-Analysis

P0408. (S398). Decreasing Post-Colonoscopy Colon Cancer Rates Correlate With Improvements in Adenoma Detection Rate and Withdrawal Time

P0409. (S399). Telehealth vs In-Clinic Visits: Assessing Colon Preparation Outcomes for Optimal Colonoscopy Performance

P0410. (S400). The Role of Chatbot's in Enhancing Post-Colonoscopy Patient Follow-Up: A Quantitative Analysis

P0411. (S401). Colorectal Cancer Screening in 45-49 and 50-54-Year-Olds Detects Similar Rates of High-Risk Findings: Results From a U.S.-Wide Cloud-Based Data Set

P0412. (S402). Keeping You Full and Clear: Low Residue Diet Prior to Colonoscopy

P0413. (S403). Clearing the Way: Improving Inpatient Colonoscopy Bowel Preparation

P0414. (S404). Underrepresentation of Black Patients Is Prevalent in Colorectal Cancer Screening Guidelines: Results From a Meta-Analysis

P0415. (S405). Surveillance for E-Cigarette Use and the Risk for Colorectal Cancer - Findings from the National Behavioral Risk Factor Surveillance System United States

P0416. (S406). Assessing the Use of Fecal Occult Blood Tests in a Community Hospital: Phase Two

P0417. (S407). Associations Between Sociodemographic Characteristics and Colorectal Cancer Screening in a Large VA Cohort, 2002-2018

P0418. (S408). Predictors for No-Show After Endoscopic Mucosal Resection of Colorectal Polyps: Insights from a Retrospective Veterans Affairs Study

P0419. (S409). Impact of Colorectal Cancer Screening Update on Patients Aged 45-49

P0420. (S410). Websites for Patients that Address Colorectal Cancer and Nutrition Should be Improved

P0421. (S411). Impact of Racial Disparities and Socioeconomic Factors on Tumor Stage at Diagnosis in Early-Onset Colorectal Cancer: A SEER Database Study

★ *Presidential Poster Award*

P0422. (S412). Perceived Advantages and Disadvantages of Adopting Real Time Artificial Intelligence in Colonoscopy by Providers: A Systematic Review

P0423. (S413). A Review of Incomplete and Canceled Outpatient Colonoscopy Studies: A Single Academic Tertiary Center Retrospective Analysis

P0424. (S414). Colon Cancer Screening Rates Among Hospital Employees in the Division of Gastroenterology: A Pilot Survey

P0425. (S415). Time is "TikToking:" Missed Opportunities in Educating Millions About Young Onset Colorectal Cancer in the Era of Misinformation

P0426. (S416). Unequal Burden: Sex and Racial Disparities in Colon Cancer Mortality Across Anatomical Sites in the United States

P0427. (S417). A Post Hoc Safety Analysis of Flavored Polyethylene Glycol and Sulfate Solution Bowel Preparation in Elderly Patients and Patients With Renal Insufficiency

P0428. (S418). Use of Flavored Polyethylene Glycol and Sulfate Solution Bowel Preparation in Patients with Obesity, Diabetes, or Taking Glucagon-Like Peptide-1 Receptor Agonists

P0429. (S419). The Impact of Real Time Artificial Intelligence Enhanced Colonoscopy: A One Year Performance Review

P0430. (S420). Impact of Colonoscopy Difficulty on Adenoma Detection Rate and Adenomas Per Colonoscopy

P0431. (S421). Lost in Translation: Deciphering the Barriers to Colorectal Cancer Screening Among Spanish Speaking Patients

POSTER PRESENTATIONS

SUNDAY, OCTOBER 27, 3:30 PM - 7:00 PM

POSTERS
SUNDAY

P0432. (S422). AI in Action: Augmenting Adenoma Detection Rates in a Community-Based Gastroenterology Practice

P0433. (S423). Impact of COVID-19 on Colorectal Screening Rates in the San Diego Population

P0434. (S424). Multi-Center, International Study of Colonoscopy Findings in Patients With CDH1 and CTNNA1 Germline Pathogenic Variants

★ *Presidential Poster Award*

P0435. (S425). Colorectal Cancer Screening in Liver Transplant Recipients: A Single Center, Retrospective Analysis

P0436. (S426). Gap Closure Adherence to Multi-Targeted Stool DNA Test for Colorectal Cancer Screening in an Insured Cohort

P0437. (S427). Cross Sectional Adherence With the Multi Target Stool DNA Test for Colorectal Cancer Screening Among Four Largest Payors in the Country

P0438. (S428). Outcome Analysis of Colonoscopic Polypectomy and Strategic Surveillance in Patients With 10 or More Colorectal Polyps

P0439. (S429). Racial Differences in Colorectal Cancer Screening Rates in a Tertiary Healthcare System

P0440. (S430). CRC Screening: Navigating Practical Realities of Colorectal Screening

P0441. (S431). Association Between Ring Finger Protein 213 (RNF213) Mutation and Increased Risk of Early Onset Colorectal Cancer

★ *Presidential Poster Award*

P0442. (S432). Diagnostic Accuracy of Cell-Free DNA Blood-Based Tests in Screening for Colorectal Cancer: A Systematic Review and Meta-analysis

P0443. (S433). A Prospective Study of Depth of Colonoscope Insertion and Adenoma Detection Rate

P0444. (S434). Same Day and Split Dose Bowel Preparations Have Similar Adenoma Detection Rates: A Systematic Review and Meta-Analysis

P0445. (S435). Characteristics and Most Plausible Explanation for Post-Colonoscopy Colorectal Cancer Cases in a Community-Based Practice

P0446. (S436). Geospatial Analysis of Preventative Resource Distribution and Colorectal Cancer Outcomes in Mississippi (MS): Emphasis on Disparities Between Rural and Urban Populations

★ *Presidential Poster Award*

P0447. (S437). Ceiling Effect of CAde in Improving Detection Rates in FIT Positive Cases Among Gastroenterologists With High Baseline ADR

P0448. (S438). Concomitant BRAF and RAS Mutations in Metastatic Colorectal Cancer

P0449. (S439). Black Men's Perspectives: Fear and Mortality Concerns in Colon Cancer

COLORECTAL CANCER PREVENTION

Clinical Vignettes/Case Reports

P0450. (S3156). Hidden Hazards: Desiccant Canister Ingestion During Sodium Sulfate Bowel Preparation – A Case Report and Safety Recommendations

★ *Presidential Poster Award*

P0451. (S3157). A Unique Case of Squamous Papilloma of Rectoanal Canal

P0452. (S3158). Beyond the Usual: Upper Rectal Squamous Cell Carcinoma Diagnosed with Retroflexion

P0453. (S3159). Let's Talc: A Possible Colorectal Carcinogen

P0454. (S3160). Elevated Carcinoembryonic Antigen (CEA) in a Patient With History of Systemic Lupus Erythematosus (SLE) and Colon Cancer in Remission: A Diagnostic Dilemma

P0455. (S3161). Misdiagnosis: When Constipation Becomes Life-Threatening

P0456. (S3162). Beyond Cancer Prevention: Unveiling the Vital Role of Routine Colonoscopies

ENDOSCOPY VIDEO FORUM

P0457. (S3183). Over-the-Scope Clip Closure of Persistent Pancreatico-Colonic Fistula Secondary to Distal Pancreatectomy: A Case Report

P0458. (S3184). Leveraging Regenerative Biotherapeutics: A Novel Approach to Chronic Fistula Closure

P0459. (S3185). Palliative Use of LAMS in Tandem to Alleviate Malignant Bowel Obstruction in a Patient with Small Bowel Adenocarcinoma with Carcinomatosis

P0460. (S3186). Role of Red Dichromatic Imaging With Upper GI Bleed

P0461. (S3187). Safety and Efficacy of Lumen Apposing Metal Stents for Management of Late Refractory Gastro-Jejunal Strictures in Patients With Roux-en-Y gastric bypass

P0462. (S3188). Novel Modified Endoscopic Suction Overtube for Clearance of Gastric Blood Clots During Urgent Upper Endoscopy

P0463. (S3189). Cholangioscopic Balloon Dilation and Lithotripsy-Assisted Snare Extraction of a Large Biliary Cast After Liver Transplantation

P0464. (S3190). Endoscopic Full-Thickness Resection of a Gastrointestinal Stromal Tumor Using a Double-Endoscope Snare Technique

P0465. (S3191). Successful Closure of a Delayed Persistent Duodenal Perforation Using Endoscopic Suturing After Failed Surgical Intervention

P0466. (S3192). Magnetic Balloon-Assisted Endoscopic Retrograde Cholangiopancreatography in Surgical Altered Anatomy

P0467. (S3193). Drowning in Food? Management of an Esophagojejunal Anastomotic Dehiscence through Endoluminal Vacuum Therapy

ESOPHAGUS

Standard Study

P0468. (S563). Efficacy and Safety of Argon Plasma Coagulation and Radiofrequency Ablation for the Management of Gastric Inlet Patches: A Systematic Review and Meta-Analysis

P0469. (S564). Chicago Classification Version 4.0 Manometric Diagnoses in Surgery-Naïve Obese Patients and Obese Patients After Bariatric Surgery

P0470. (S565). Assessing the Impact of Age on Barrett's Esophagus in Patient With Gastrectomy

P0471. (S566). Patriot Clinic Proton-Pump Inhibitor Review and Therapy De-Escalation (PCP-PIRATE) at the Orlando VA Healthcare System

P0472. (S567). GLP-1 RAs Use is Associated with Lower 7-Days Repeat Esophagogastroduodenoscopy after Index Endoscopy in Patients with Achalasia: A Multi-Center Analysis

P0473. (S568). Repeated Liquid Nitrogen Spray Cryotherapy Treatment Results in Sustained Palliation for Some Patients With Esophageal Cancer

POSTER PRESENTATIONS

SUNDAY, OCTOBER 27, 3:30 PM - 7:00 PM

- P0474. (S569).** No Association Between Eosinophilic Esophagitis and Esophageal Cancer in United States Adults: A Case Control Study
- P0475. (S570).** Barrett's Esophagus, Gastroesophageal Reflux, and Related Findings 5-Years After Laparoscopic Sleeve Gastrectomy in a Low-Risk Region: A Saudi Arabian Perspective
- P0476. (S571).** Delayed (>12 Hours) Versus Early (<12 Hours) Management of Esophageal Foreign Body/Food Bolus Impactions
- P0477. (S572).** Gastroesophageal Reflux Disease After Heller Myotomy: Can Concomitant Fundoplication Aid in Prevention? A Comparative Analysis
- P0478. (S573).** Predictive Artificial Intelligence Analysis of Determinants of Health Outcomes in Hospitalized Patients with Eosinophilic Esophagitis
- P0479. (S574).** Dupilumab Is Effective in Treating EoE in Patients Weighing ≥ 15 kg: Results From the Phase 3 KIDS Study
★ *Presidential Poster Award*
- P0480. (S575).** Dupilumab Efficacy in Children With Eosinophilic Esophagitis and Prior Use of or Prior Inadequate Response, Intolerance, or Contraindication to Swallowed Topical Corticosteroids: Results From the Phase 3 EoE KIDS Study
★ *Presidential Poster Award*
- P0481. (S576).** Radiofrequency Ablation and Cryoablation for Dysplastic Barrett's Esophagus: A Potential Cause of Esophageal Mucosal Eosinophilia
- P0482. (S577).** A Real-World Experience of Dupilumab in Saudi Adults With Eosinophilic Esophagitis: A Retrospective Study
- P0483. (S578).** Bridging Knowledge and Competence Gaps Regarding Recent Therapeutic advances in Eosinophilic Esophagitis: Effectiveness of Continuing Medical Education
- P0484. (S579).** PPI Stewardship: A Quality Improvement Tool to Improve Long-Term Prescribing Practices
- P0485. (S580).** Endoscopic Submucosal Dissection vs Endoscopic Mucosal Resection in Early Barrett's Neoplasia: A Systematic Review and Meta-Analysis
- P0486. (S581).** A Community-Based Study to Assess a Prognostic Assay's Impact on Gastroenterologists' Barrett's Esophagus Patient Surveillance and Treatment Recommendations
- P0487. (S582).** Exploring Demographic Variations in Eosinophilic Esophagitis: A Nationwide Study of Hospital Admissions From 2019-2023
- P0488. (S583).** Viewer Engagement and Content Quality in Eosinophilic Esophagitis Videos: Evaluating Academic and Private Contributions on YouTube
- P0489. (S584).** Economic and Social Obstacles to Effective GERD Treatment Post *H. pylori* in Racially Diverse Populations
- P0490. (S585).** Artificial Intelligence for Risk Prediction: A Simple, Explainable Machine Learning Model Predicts Incident Dysplasia or Malignancy in Barrett's Esophagus
- P0491. (S586).** Food for Thought: The Need for Imaging in Esophageal Food Bolus
- P0492. (S587).** Esophageal Distensibility Changes as Measured by EndoFLIP in Different Esophageal Motility Disorders
- P0493. (S588).** A Study of PDT in Stage IB Carcinoma Esophagus in Patients Who Are Not Candidates for Surgery or Chemotherapy
- P0494. (S589).** Per-Oral Plication of the Esophagus (POPE) for End-Stage Achalasia: The Mayo Clinic Experience
- P0495. (S590).** Comparative Outcomes of Gastroesophageal Reflux Disease, Nonerosive Reflux Disease, and Erosive Esophagitis in Patients Undergoing Roux-en-Y Gastric Bypass versus Sleeve Gastrectomy for Weight Loss
- P0496. (S591).** The Association of Colon Polyps and Barrett's Esophagus: A Multicenter Propensity Score Matching Analysis
- P0497. (S592).** Association of Osteoporosis and Hip Fractures in Patients Who Use Proton Pump Inhibitors: A Multicenter Propensity Score Matching Analysis
- P0498. (S593).** The Role of Steroids in Eosinophilic Esophagitis: A Meta-Analysis
- P0499. (S594).** Analysis of Variation in Interstitial Cells of Cajal Among Male and Females in Gastroparesis Patients With Different Etiologies: A Retrospective Cohort Study
- P0500. (S595).** The Reproducibility of the AGREE II Tool in the Methodological Appraisal of Clinical Practice Guidelines for the Management of Barrett's Esophagus
- P0501. (S596).** Antinuclear Antibodies in Patients Undergoing High-Resolution Esophageal Manometry with Impedance
- P0502. (S597).** Efficacy and Safety of Dupilumab in Patients With Eosinophilic Esophagitis: Pooled Analysis and a Systematic Review
- P0503. (S598).** Sustained Reduction in Heartburn Frequency After Switching From Daily to On-Demand Vonoprazan Treatment for Non-Erosive Reflux Disease
- P0504. (S599).** A Positive Endoscopic CARS Score Combined With Reduced EGJ Opening on FLIP Strongly Predicts an Achalasia Diagnosis by High Resolution Manometry
- P0505. (S600).** Defining the Natural History of Ineffective Esophageal Motility and Change in Diagnosis with Updated Chicago Classification Criteria
- P0506. (S601).** Distensibility Index Using EndoFlip in the Assessment of Gastroesophageal Reflux Disease With Esophagitis
- P0507. (S602).** Per-Oral Endoscopic Myotomy (POEM) Results in Improvement in an Endoscopic Score for Achalasia (the CARS Score)
- P0508. (S603).** Diagnostic Accuracy of Cytosponge-Trefoil Factor 3 for Barrett's Esophagus: A Meta-Analysis
- P0509. (S604).** Comparison of Discharge Trends in Patients Undergoing POEM for Achalasia: Insights From NRD 2015-2020
- P0510. (S605).** Cholecystectomy Is Associated With Reduced Risk of Esophageal Cancer: A Multi-Center Research Network Study
- P0511. (S606).** Correlation of Esophageal Motility Abnormality on Video Fluoroscopic Study With Findings on High Resolution Esophageal Manometry
- P0512. (S607).** Increased Prevalence of Barrett's Esophagus in Patients With Metabolic Dysfunction-Associated Steatotic Liver Disease
- P0513. (S608).** An Evaluation and Comparison of Timed Barium Esophagram and EndoFLIP in Patients With Clinically Relevant EGJOO vs Normal Manometric Controls
- P0514. (S609).** Incidence and Survival Trends in Esophageal Squamous Cell Carcinoma and Adenocarcinoma Over the Past 2 Decades Based on Location of the Tumor: A Retrospective Study
- P0515. (S610).** Evaluating The Presentation and Clinical Management of Rare Secondary Esophageal Cancers From Breast Metastasis Origin: A Comprehensive Review of Case Reports
- P0516. (S611).** Glucagon-Like Peptide Receptor Agonist (GLP-1 RA) Use is Not an Independent Predictor of Gastroesophageal Reflux Disease (GERD) on Quantitative Reflux Testing

POSTER PRESENTATIONS

SUNDAY, OCTOBER 27, 3:30 PM - 7:00 PM

POSTERS
SUNDAY

P0517. (S612). Diagnostic Accuracy and Grading of Esophagitis – A cross-sectional analytic study

P0518. (S613). Evaluating the Effectiveness and Safety of Empiric Esophageal Dilatation in Nonobstructive Dysphagia: A Retrospective Cohort Study

P0519. (S614). Biologic Therapy for EoE: Can Continuing Medical Education Reduce Barriers to Adoption?

P0520. (S615). The Validation of CARS Score for Prediction of Patients With Achalasia

★ *Presidential Poster Award*

P0521. (S616). Understanding the Natural History of Patients With Barrett's Esophagus and Eosinophilic Esophagitis: A Case Series

P0522. (S617). Poor Correlation Between Esophageal Distensibility and Symptoms in Eosinophilic Esophagitis (EoE)

ESOPHAGUS

Clinical Vignettes/Case Reports

P0523. (S3224). Combined Anterograde and Retrograde Endoscopic Management of Complete Esophageal Obstruction in Absence of Fluoroscopic Guidance

P0524. (S3225). Acute Esophageal Necrosis: A Rare Complication of Diabetic Ketoacidosis

P0525. (S3226). Lymphocytic Esophagitis: A Rare Finding In Those With Common Symptoms

P0526. (S3227). A Case of Retrograde Cricopharyngeus Dysfunction or "No Burp" Syndrome

P0527. (S3228). Tracheoesophageal Fistula and Esophageal Hyperpigmentation: Are These Incidental Findings During Upper Endoscopy?

P0528. (S3229). Spinal Fracture: An Uncommon Primary Presentation of Esophageal Adenocarcinoma

P0529. (S3230). An Unexpected Gastrointestinal Complication of Atrial Fibrillation Ablation Leading to a Fatal Outcome

P0530. (S3231). A Case of Plummer Vinson Syndrome: An Overlooked Pathology

P0531. (S3232). An Uncommon Case of Metastatic Breast Cancer to the Esophagus Causing Pseudoachalasia

P0532. (S3233). The Worst of Both Worlds: Adenosquamous Carcinoma of the Esophagus

P0533. (S3234). Darkening the Throat: A Case of Acute Esophageal Necrosis

P0534. (S3235). Middle Term Outcome of POEM on Patients With Ineffective Esophageal Motility: A Case Series

P0535. (S3236). Esophageal Yolk Sac Adenocarcinoma Found Incidentally on Endoscopic Submucosal Dissection: A Rare Coexistence

★ *Presidential Poster Award*

P0536. (S3237). Tacrolimus in the Use of Steroid Resistant Lichenoid Esophagitis

P0537. (S3238). Acute Pseudoachalasia After Catheter Ablation for Atrial Fibrillation

P0538. (S3239). Bronchoesophageal Fistula Due to Esophageal Carcinoma: The Role of Early Palliative Care Consultation

P0539. (S3240). Management of Gastrointestinal Bleeding Due to Esophageal Varices Utilizing Metallic Esophageal Stent

P0540. (S3241). Bridge Over Swallowed Waters: A Case of Esophageal Mucosal Bridge-Induced Dysphagia

P0541. (S3242). A Noteworthy Case of Black Esophagus Attributed to Hypotension From Hemorrhoidectomy

P0542. (S3243). Pulmonary Hypertension and Downhill Varices: An Incidental Finding

P0543. (S3244). Acute Esophageal Necrosis as a Result of Intraoperative Anesthesia

P0544. (S3245). Unveiling the Cause of GI Symptoms in a Patient With Mpox and HIV/AIDS

P0545. (S3246). Esophageal Management of an Aortoesophageal Fistula

P0546. (S3247). Atrioesophageal Fistula Following Catheter Ablation for Atrial Fibrillation

P0547. (S3248). Peripartum Respiratory Distress: A Breathtaking Initial Presentation of Achalasia

P0548. (S3249). Unusual Metastatic Pattern of Esophageal Adenocarcinoma: A Case Report of Appendicitis Mimicry

P0549. (S3250). Navigating Dysphagia: A Rare Case of Granular Cell Tumor

P0550. (S3251). Acute Esophageal Necrosis Resulting From Candida Infection

P0551. (S3252). A Case of Thoracogastric Airway Fistula: A Serious Complication 13 Years After Esophagectomy for Esophageal Cancer

★ *Presidential Poster Award*

P0552. (S3253). Esophageal Histoplasmosis: A Rare Cause of Odynophagia

★ *Presidential Poster Award*

P0553. (S3254). Complete Esophageal Obstruction With Endoscopic Rendezvous

P0554. (S3255). Unmasking Exfoliative Esophagitis Induced by Hot Ginger Beverage Consumption: A Unique Case Presentation

P0555. (S3256). A Rare Case of Primary Germinoma of the Spinal Cord Causing Progressive Dysphagia

P0556. (S3257). Mussels Tearing Muscles: A Rare Case of a Whole Seashell Imbedded in the Esophagus

P0557. (S3258). A Rare Case of Eosinophilic Esophagitis Presenting as Multiple Esophageal Polyps

P0558. (S3259). Drinking Piping Hot Tea Increases Risk of Esophageal Cancer

P0559. (S3260). An Interesting Case of Lymphocytic Esophagitis In Association With Pityriasis Lichenoides Chronica and Rheumatoid Arthritis

P0560. (S3261). Unveiling Epidermoid Metaplasia: A Rare Esophageal Transformation

P0561. (S3262). Complex Case of Bilateral Killian-Jamieson Diverticulum

P0562. (S3263). A Case of Plummer Vinson Syndrome in Cirrhosis

P0563. (S3264). Case Report: A Rare Case of Eosinophilic Duodenitis With Negative Biopsies

NOTE: All accepted abstracts will appear in the Supplement to the October 2024 issue of the *AJG*. The supplement IDs are listed in parentheses after the poster ID.

POSTER PRESENTATIONS

SUNDAY, OCTOBER 27, 3:30 PM - 7:00 PM

- P0564. (S3265).** Razor Blade Ingestion: A Piece-by-Piece Removal Process
- P0565. (S3266).** Synchronous Oropharyngeal and Esophageal HPV-Associated Squamous Cell Carcinoma: A Call for Endoscopic Screening?
- P0566. (S3267).** A Rare Case of CMV Esophagitis in a Patient With Follicular Lymphoma
- P0567. (S3268).** A Case of Deglutition-Induced Tachyarrhythmia
- P0568. (S3269).** A Rare Case of Esophageal Malignancy Derived From Colonic Origin
- P0569. (S3270).** Scoping the Uncommon: Esophageal Epidermoid Metaplasia as a Premalignant Phenomenon
- P0570. (S3271).** Clinical Management and Outcomes in Esophageal Leukoplakia: A Case Series
- P0571. (S3272).** Myopericytoma of the Esophagus: A New Location
- P0572. (S3273).** Tube Trouble: A Rare Case of a Duodenal Ulcer After Dobhoff Placement
- P0573. (S3274).** A Rare and Lethal Presentation of EoE
- P0574. (S3275).** A Case of “Black Esophagus” Following Esophageal Candidiasis
- P0575. (S3276).** Isolated Esophageal Lichen Planus: A Rare Cause of Persistent Dysphagia in an Elderly Woman
- P0576. (S3277).** Gastrointestinal Bleeding Due to CMV Esophagitis in an Immunocompetent Patient
- P0577. (S3278).** Rare but Ruinous: Esophageal Epidermoid Metaplasia
- P0578. (S3279).** A Rare Cause of An Esophageal Respiratory Fistulae in a Patient With Dysphagia
- P0579. (S3280).** Black Esophagus Unveiled: Insights Into Acute Esophageal Necrosis
- P0580. (S3281).** Severe Odynophagia in a Young Immunocompetent Patient
- P0581. (S3282).** A Novel Approach for Managing Blown Out Myotomy After POEM or Heller Myotomy Using Endoscopic Bands
★ *Presidential Poster Award*
- P0582. (S3283).** A Second Look on Long Standing Achalasia: A Case Report of Underlying Malignancy
- P0583. (S3284).** Lymphocytic Esophagitis Presenting in a Lichenoid Pattern
- P0584. (S3285).** When the GI Tract Takes a Detour: Colonic Interposition in Crohn’s Disease
- P0585. (S3286).** Achalasia’s Tight Chokehold on Breath and Life! A Case of Severe, Compressive Achalasia Causing Acute Respiratory Failure
- P0586. (S3287).** Ingestion of a Weak Alkali: To Scope or Not to Scope
- P0587. (S3288).** Isolated Esophageal Vasculitis: An Atypical Presentation of Chest Pain
- P0588. (S3289).** Taken With a Grain of Salt: How Untreated Achalasia Led to Severe Hyponatremia
- P0589. (S3290).** Multiple Esophageal Duplication Cysts: A Rare Case of Chronic Dysphagia in Adulthood
- P0590. (S3291).** The Unexpected Pagetoid Spread of Paget Cells from Non-Invasive Esophageal Squamous Cell Carcinoma
- P0591. (S3292).** Concurrent Eosinophilic Esophagitis and Epidermoid Metaplasia
- P0592. (S3293).** Gastrointestinal Guise: Non-Ischemic Cause of Elevated Troponins
- P0593. (S3294).** Underlying Eosinophilic Esophagitis Masquerading as an Upper GI Bleed
- P0594. (S3295).** Dysphagia As a Presenting Symptom of An Aggressive Adenocarcinoma of Lung In a Female
- P0595. (S3296).** A Tough Diagnosis to Swallow: Management of Coexisting Achalasia and Esophageal Varices with Transjugular Intrahepatic Porto-Systemic Shunting
- P0596. (S3297).** Type B Aortic Dissection as the Cause of Esophageal Necrosis Leading to Severe Gastrointestinal Bleeding
- P0597. (S3298).** A Rare Case of Gastrobronchial Fistula Following Minimally Invasive Esophagectomy
- P0598. (S3299).** Breaking Boundaries: A Case Report of Hiatal Hernia Housing Pancreas, Stomach, and Colon
- P0599. (S3300).** A Tight Squeeze: Complete Esophageal Obstruction Following Esophageal Variceal Band Ligation
- P0600. (S3301).** Successful Use of Dupilumab for Eosinophilic Esophagitis in a Patient With Wilson’s Disease
- P0601. (S3302).** CMV Esophagitis Presenting as Severe Anemia in an Asymptomatic, Immunocompetent Individual
- P0602. (S3303).** Unexpected Melanoma Metastasis Found in the GI Tract
- P0603. (S3304).** Case Report: Esophagogastric Junction Outflow Obstruction Due to Infiltrative Amyloidosis
- P0604. (S3305).** Esophageal Perforation Resulting From Nonaccidental Trauma in a Neonate
- P0605. (S3306).** Masquerading Esophageal Lesions With Diametrically Different Management
- P0606. (S3307).** A Rare Case of an Atypical Heterotopic Gastric Mucosa of the Lower Esophagus in a Young Man With a Symptomatic *Helicobacter pylori* Infection
- P0607. (S3308).** A Case of Dysphagia Secondary to Necrotising Autoimmune Myopathy Triggered by COVID-19
★ *Presidential Poster Award*
- P0608. (S3309).** Cerebral Air Embolism Due to Atrio-Esophageal Fistula: A Case Report and Literature Review
- P0609. (S3310).** An Unusual Complication of Variceal Band Ligation: Complete Esophageal Obstruction
- P0610. (S3311).** From Dysphagia to Discovery: Unveiling a Mediastinal-Esophageal Fistula and Right Upper Lobe Abscess Post-Radiation Therapy
- P0611. (S3312).** Metastatic Prostate Cancer to the Esophagus: A Rare Cause of Dysphagia
- P0612. (S3313).** Statin-Induced Autoimmune Necrotizing Myositis: An Unusual Case of Dysphagia

POSTER PRESENTATIONS

SUNDAY, OCTOBER 27, 3:30 PM - 7:00 PM

POSTERS
SUNDAY

FUNCTIONAL BOWEL DISEASE

Standard Study

- P0613. (S731).** Risk of Barrett's Esophagus in Patients With Functional Dyspepsia: A Multi-Center Retrospective Cohort Study
- P0614. (S732).** The Burden of Pain: High Rates of Opioid and Non-Opioid Analgesic Prescription in Patients With Irritable Bowel Syndrome
- P0615. (S733).** Efficacy, Safety and Time to Response of Linaclotide in Adult Patients With Chronic Idiopathic Constipation: A Post Hoc Subgroup Analysis by Age
- P0616. (S734).** Validation of Detecting Rectal Hypersensitivity According to London and ANMS/ESNM Protocols Using the Office-Based, Point-of-Care Rectal Expulsion Device (RED) in Patients With Chronic Constipation: Clinical Trial
- P0617. (S735).** Reasons for Treatment Discontinuation in Patients With Irritable Bowel Syndrome With Constipation or Chronic Idiopathic Constipation
★ *Presidential Poster Award*
- P0618. (S736).** Probing Probiotics: A Systematic Review and Meta-analysis on the Efficacy of Various Probiotic Regimens in the Management of Irritable Bowel Syndrome
- P0619. (S737).** Update on self reported Gastrointestinal Symptoms and Glucose Breath Test Results in Small Intestinal Bacterial Overgrowth: A retrospective Analysis
- P0620. (S738).** Alterations in Appetite and Eating-Related Factors in Patients With Digestive Conditions
- P0621. (S739).** Urinary and Gynecologic Symptoms are Common in Patients Referred for GI Behavioral Medicine Evaluation
- P0622. (S740).** Digital Phonoenterography Enhanced With Artificial Intelligence Holds Promise in Analyzing Gastrointestinal Functional Disorders
- P0623. POSTER WITHDRAWN**
- P0624. (S742).** GI-specific Anxiety, Not Generalized Anxiety or Depression, Linked to ARFID in Chronic Constipation
- P0625. (S743).** Sex-specific Response Patterns to Tricyclic Antidepressants in Patients With Diarrhea-Predominant Irritable Bowel Syndrome: A Propensity-Matched, Retrospective Cohort Study
- P0626. (S744).** Symptom Profiles Following Fructose Ingestion in Patients With and Without Fructose Malabsorption
- P0627. (S745).** Efficacy and Safety of Plecanatide in Treatment of Irritable Bowel Syndrome With Constipation and Chronic Idiopathic Constipation
- P0628. (S746).** Abdominal Pain in Gastroparesis: Comparing PAGI-SYM and SF-8 Survey Scores Among Opiate and Non-Opiate Analgesic Management
- P0629. (S747).** From Discomfort to Relief: The Influence of YouTube on Irritable Bowel Syndrome Education
- P0630. (S748).** Intersectionality of Race and Socioeconomics in Ischemic Colitis Incidence Within IBS Populations
- P0631. (S749).** Next-Gen Solutions: How ChatGPT and Google Bard Are Innovating IBS Treatments
- P0632. (S750).** Risk of Constipation and Slow Transit Constipation in Pre- and Peri-Menopause, Non-Obese Females on Progestogen-Only Contraceptives Versus Combined OCP: A Multi-Center Analysis
- P0633. (S751).** Efficacy of Sertraline on the Symptoms and Quality of Life in Patients With Irritable Bowel Syndrome: A Single-Blinded and Parallel-Designed Randomized Controlled Trial

- P0634. (S752).** Outcomes of Patients Infected With *Clostridioides difficile* With Comorbid Gastroparesis
- P0635. (S753).** Meta-Analysis of Global Prevalence and Gender Distribution of Irritable Bowel Syndrome (IBS) Using Rome III and IV Criteria
- P0636. (S754).** Difference in Healthcare Outcomes Between Patients With Chronic GI Conditions and Psychiatric Comorbidities
- P0637. (S755).** The Effect of GLP-1 Receptor Agonists on Whole Gut Gastrointestinal Motility Using Wireless Motility Capsule
- P0638. (S756).** Variation of Stomach Shapes in Gastric Emptying Scintigraphy: Correlation with Gastric Emptying Results, BMI, and Symptoms
★ *Presidential Poster Award*
- P0639. (S757).** Abdominal Wall Pain Is Frequently Underdiagnosed Leading to Wasted Healthcare Resources
- P0640. (S758).** Resilience in Patients With Functional Dyspepsia: A Prospective Questionnaire Study
- P0641. (S759).** Irritable Bowel Syndrome With Constipation Poses a Substantial Burden to Patient Overall Health Status and Quality of Life: Results From the IBS in America 2024 Real-World Survey
- P0642. (S760).** Use of Haloperidol in Gastroparesis: A Systemic Review and Meta-Analysis
- P0643. (S761).** Gastroparesis is an Independent Risk Factor for Hospitalization During Emergency Department Visits for Congestive Heart Failure
- P0644. (S762).** Sex-Based Differences in Outpatients With Irritable Bowel Syndrome at a Large Safety Net Hospital
- P0645. (S763).** Trends of Atrial Fibrillation Among Patients With Irritable Bowel Syndrome: A Five-Year Retrospective Analysis
- P0646. (S764).** Effects of a Video Script on Patient Referrals and Engagement With Gut-Brain Therapy

FUNCTIONAL BOWEL DISEASE

Clinical Vignettes/Case Reports

- P0647. (S3496).** Childaiditi's Syndrome: A Rare Cause of Abdominal Pain
- P0648. (S3497).** A Cautionary Tale in Obesity Management: A Rare Case of Tirzepatide-Associated Functional Gastric Outlet Obstruction
- P0649. (S3498).** Lactulose-Induced Bowel Perforation
★ *Presidential Poster Award*
- P0650. (S3499).** Intractable Nausea as Predominant Symptom of Rare Pembrolizumab-Induced Adrenal Crisis
- P0651. (S3500).** The Integration of Manual Lymphatic Drainage (MLD) Protocol Within Occupational Therapy Serves as an Adjunctive Therapeutic Approach for Addressing Persistent and Chronic Abdominal Pain
- P0652. (S3501).** Behind (the) Pain: A Case Series of 5 Male Patients with Levator Ani Syndrome
- P0653. (S3502).** Evidence of Altered Enteric Nervous System Structure Associated With Severe Dysmotility in a Patient With Ehlers-Danlos Syndrome

POSTER PRESENTATIONS

SUNDAY, OCTOBER 27, 3:30 PM - 7:00 PM

GENERAL ENDOSCOPY

Standard Study

- P0654. (S840).** Evaluation of Machine Learning Models for the Assessment of the Endoscopic Mayo Score in Ulcerative Colitis: A Systematic Review
- P0655. (S841).** Training Machine Learning Models for the Assessment of the Endoscopic Mayo Score in Ulcerative Colitis: A Systematic Review
- P0656. (S842).** Risk of Metachronous Findings After Detection of Serrated Lesions With Surveillance Delay: A Prospective Study
- P0657. (S843).** Social Determinants of Therapeutic Endoscopy and Procedure Time in Patients With Acute Upper Gastrointestinal Bleeding
- P0658. (S844).** Development and Validation of Novel Ergonomic Risk Measure (Colonoscopy Staff Strain Index) for Endoscopy Staff Supporting Colonoscopy
- P0659. (S845).** Colonoscopies in Patients on Advanced Heart Failure Therapies
- P0660. (S846).** Washington, DC University Hospitals' Price Compliance and Comparison for Endoscopies
- P0661. (S847).** Head-to-Head Evaluation of Two Machine Learning Algorithms for Predicting Endoscopic Mayo Score in Ulcerative Colitis
★ *Presidential Poster Award*
- P0662. (S848).** Perioperative GLP-1 Receptor Agonist Impact on Endoscopy and Colonoscopy Outcomes: A Systematic Review and Meta-Analysis
- P0663. (S849).** Evaluating Green Initiatives in Gastrointestinal Endoscopy: Impact on Carbon Emissions and Global Warming Potential
- P0664. (S850).** Bowel Preparation Quality and Colonoscopy Safety With Glucagon-Like Peptide 1 Receptor Agonists vs Diabetes Mellitus: A Case-Control Study From a Large Tertiary Care Health System
- P0665. (S851).** Effect of Glucagon-Like Peptide-1 Receptor Agonists on Quality of Bowel Preparation for Colonoscopy: A Matched Case-Control Study
- P0666. (S852).** Does ASA Physical Status Class Affect Outcomes of Endoscopy Under MAC Anesthesia in Patients on GLP-1: A Retrospective Cohort Analysis
- P0667. (S853).** Safety of MAC Anesthesia in Patients Taking GLP-1RA Undergoing EGD vs Colonoscopy vs Bidirectional Endoscopy: A Retrospective Analysis
- P0668. (S854).** Does BMI Affect Outcomes in Patients on GLP-1RA Undergoing Endoscopy via MAC Anesthesia: A Retrospective Cohort Study
- P0669. (S855).** Effects of Glucagon-Like Peptide-1 Receptor Agonists on Upper Endoscopy Outcomes: A Systematic Review and Meta-Analysis
- P0670. (S856).** Clinical Predictive Factors for Endoscopic Findings in Acute Gastrointestinal Bleeding
- P0671. (S857).** Representation of PROGRESS-Plus Characteristics in Randomized Clinical Trials on Use of Artificial Intelligence in the Field of Gastroenterology – Evidence Report From a Systematic Review and Meta-Analysis
- P0672. (S858).** Evaluation of an Oral Sodium Sulfate Solution for Patients With Prior Difficult or Incomplete Cleansing - A Prospective Case Series
- P0673. (S859).** The Limited Impact of EGD Intraprocedural Timing on Visualization Clarity and Clinically Significant Findings: Emphasizing Efficient Task Completion

P0674. (S860). Efficacy of Topical Antimicrobials in Preventing Peristomal Infections Associated With PEG Tube Placement: A Systematic Review and Meta-Analysis

★ *Presidential Poster Award*

P0675. (S861). Reducing Gastrointestinal Transit Time To Improve Capsule Endoscopy Efficacy: A Systematic Review and Meta-Analysis

P0676. (S862). Impact of GLP-1 Receptor Agonist Indication on Gastric Retention and Boston Bowel Preparatory Score

P0677. (S863). Impact of Duration of GLP-1 Receptor Agonist Therapy in Endoscopic Outcomes

P0678. (S864). Clinical Impact of GLP-1RA On Endoscopy: A Retrospective Cohort Study in Endoscopy Patients

P0679. (S865). Analysis of Reported Adverse Events Related to The Use of The Through-The-Scope Endoscopic Suturing Device: An FDA MAUDE Database Study

P0680. (S866). The Impact of GLP-1 Receptor Agonists on Bowel Preparation for Colonoscopy

★ *Presidential Poster Award*

P0681. (S867). Evaluation of Bowel Preparation Regimens for Colonoscopy in Patients Receiving GLP-1 Receptor Agonists

P0682. (S868). A Novel Robotic Platform for Objective Technical Skill Assessment in Colonoscopy

P0683. (S869). Can Artificial Intelligence Help Improve Medical Literacy in Patients With Educational Disparities? A Pilot Study Assessing the Role of Chat GPT in Colonoscopy (CS) and Esophagogastroduodenoscopy (EGD) Patient Education

P0684. (S870). Concordance and Reliability Between GI Trainees and Attendings in the Evaluation of Hiatal Hernia and Erosive Esophagitis: Results From a University Teaching Center

P0685. (S871). Utilization of Gastrointestinal Procedures Before and After Palliative Care Initiation: A TriNetX Database Analysis

P0686. (S872). Prevalence and Impact of Prediabetes on In-Hospital Post-ERCP Outcomes: Insights From a Population Based Analysis, 2016-2020

P0687. (S873). Clinical Features and Endoscopic Management of Sharp Wooden Object Ingestions: A Systematic Review of 479 Cases

GENERAL ENDOSCOPY

Clinical Vignettes/Case Reports

P0688. (S3516). How Do You Intubate a Difficult Esophagus? By Being Wired in

P0689. (S3517). Rapunzel, Rapunzel Let Down Thy Hair: Streptococcus Intermedius Liver Abscess Secondary to an Indwelling, Transmural, Duodenal Suture

P0690. (S3518). EBV-Positive Plasmablastic Lymphoma of the Terminal Ileum on Routine Screening Colonoscopy: Rare Case Report

P0691. (S3519). IVC Filter Migration Into Duodenum

P0692. (S3520). Incarcerated Colonoscope: An Uncommon but Severe Adverse Event

P0693. (S3521). An Uncommon Cause of Jaundice

P0694. (S3522). Clinical Spectrum of Gastrointestinal Manifestations Related to Sevelamer Crystal Deposition at a Tertiary Care Hospital: A Case Series

POSTER PRESENTATIONS

SUNDAY, OCTOBER 27, 3:30 PM - 7:00 PM

POSTERS
SUNDAY

- P0695. (S3523).** Diagnostic Role of Colonoscopy in Acute Appendicitis
- P0696. (S3524).** Duodenal Endovascular Stent Protrusion Without Gastrointestinal Bleeding
- P0697. (S3525).** Percutaneous Gastrostomy Tube Placement in a Patient With Rectus Sheath Hematoma: A Case Report and Discussion
- P0698. (S3526).** An Interesting Intermittent Intussusception
- P0699. (S3527).** Underwater Endoscopic Mucosal Resection of Rectal Neuroendocrine Tumors – A Case Series of an Innovative Endoscopic Approach
- P0700. (S3528).** Hidden Anomalies: A Closer Look at Isolated Small Bowel Hamartomatous Polyps
- P0701. (S3529).** Treatment of a Challenging Duodeno-Cutaneous Fistula With an Amplatzer Vascular Plug
- P0702. (S3530).** Gastrointestinal Xanthomas and Ichthyosis: A Mild Phenotype of CHILD Syndrome (NSDHL Gene Mutation)
- P0703. (S3531).** Battling the Burn: A Case of Endoscopically Diagnosed Severe Caustic Injury
- P0704. (S3532).** Unveiling the Unseen: Diagnosis of Appendicitis on Colonoscopy
- P0705. (S3533).** Beyond Expectations: Salivary Gland Choristoma at the Gastroesophageal Junction: A Case Report
- P0706. (S3534).** PEG Tube Gone Wrong! Percutaneous Endoscopic Gastrostomy Transversing the Transverse Colon
- P0707. (S3535).** Unusual Complication of Percutaneous Gastrostomy Tube Replacement
- P0708. (S3536).** A Rare Case of Gastric Perforation During the PEG Tube Placement in a Severe Malnutrition Patient
- P0709. (S3537).** The Need for Clear Endoscopic Surveillance Guidelines in Patients With Gardner Syndrome
- P0710. (S3538).** Urinary Bladder Distension: An Unusual Cause of Incomplete Colonoscopy
- P0711. (S3539).** Endoscopic Management of Foreign Body Perforating Through Hiatal Hernia Into Thoracic Cavity
★ *Presidential Poster Award*
- P0712. (S3540).** Protein Losing Enteropathy in Biopsy Proven Gastrointestinal AL Amyloidosis
- P0713. (S3541).** Pseudocholinesterase Deficiency: A Case of Prolonged Succinylcholine-Induced Mechanical Ventilation After Esophagogastroduodenoscopy (EGD)
- P0714. (S3542).** Not So Silent Scars: The Gastric Consequences of Yttrium-90 Radioembolization
- P0715. (S3543).** Variceal Bleed at Post-Whipple Gastroenteric Anastomosis Treated With Cyanoacrylate Glue Injection
- P0716. (S3544).** The Peeling Puzzle: Understanding Esophagitis Dissecans Superficialis
- P0717. (S3545).** Uvular Edema and Necrosis Following Esophagogastroduodenoscopy: A Rare but Notable Complication
- P0718. (S3546).** Exploring the Perils of Dental Floss Pick Ingestion: A Case Report and Discussion
- P0719. (S3547).** Synchronous Presentation of Multifocal Gastric and Colonic Granular Cell Tumors
- P0720. (S3548).** Wireless pH Capsule Retention Managed Successfully With a Combination of Cold Snare and Retrieval Net

- P0721. (S3549).** Incidental Diagnosis of Metastatic Cervical Cancer via Colonoscopy
- P0722. (S3550).** Symptomatic Small Bowel Obstruction Due to PEG Internal Bumper Migration to the Distal Small Intestine
- P0723. (S3551).** Management Challenges in Gardner's Syndrome: A Case Report

GI BLEEDING

Standard Study

- P0724. (S953).** Efficacy of Transcatheter Arterial Embolization for Nonvariceal Upper Gastrointestinal Bleeding
- P0725. (S954).** Exploring the July Phenomenon on Hospital Outcomes and Endoscopic Treatment in Acute Non-Variceal Upper Gastrointestinal Bleeding: A 5-Year Retrospective Study
- P0726. (S955).** Dual Antiplatelet Therapy Management During Acute Gastrointestinal Bleeding After Percutaneous Coronary Intervention: A Real-World Nationwide Analysis
- P0727. (S956).** Functional Disability After Clinically Significant Extracranial Bleeding: A Post Hoc ASPREE Analysis
- P0728. (S957).** Management of DOACs After Upper Endoscopy for Upper Gastrointestinal Bleeding
- P0729. (S958).** Proton Pump Inhibitor Infusion Misuse and Associated Risk Factors in a Community Hospital Setting
- P0730. (S959).** Comparison of TC-325 Hemostatic Powder With Standard Endoscopic Treatments for Malignancy-Related Upper Gastrointestinal GI Bleeding: Meta-Analysis of Randomized Controlled Trials
★ *Presidential Poster Award*
- P0731. (S960).** EUS-Guided Coil Plus Cyanoacrylate vs Conventional Endoscopic Cyanoacrylate Alone in the Treatment of Gastric Varices: A Systematic Review and Meta-Analysis
- P0732. (S961).** Endoscopic Direct Clipping vs Indirect Clipping for Colonic Diverticular Bleeding: A Systematic Review and Meta-Analysis
- P0733. (S962).** Navigating Barriers: Bridging Gaps in Secondary Prevention for Gastroesophageal Variceal Bleeding in Cirrhotic Patients
- P0734. (S963).** Efficacy of Carvedilol Plus Variceal Band Ligation Compared to Carvedilol Alone in Primary Prophylaxis of Variceal Bleed in Cirrhosis With High-Risk Varices: A Single Center Randomized Controlled Study
- P0735. (S964).** Stress Ulcer Prophylaxis in Patients Requiring Mechanical Ventilation: A Meta-Analysis of Randomized Controlled Trials
★ *Presidential Poster Award*
- P0736. (S965).** Outcomes of Upper Gastrointestinal Bleeding in Puerto Rico: Did the COVID-19 Pandemic Make It Worse?
- P0737. (S966).** Endoscopic Interventions: Clinical Impact on Outcomes in Patients With Post-Percutaneous Coronary Interventions Gastrointestinal Bleeding: A Retrospective Single Center Cohort Study
- P0738. (S967).** Gastrointestinal Bleeding Simulation Improves Resident Knowledge and Confidence
- P0739. (S968).** Analysis of Gastrointestinal Bleed in Patients Undergoing ECMO Based on Approach: An Inpatient Database Study
- P0740. (S969).** Comparative Analysis of Patients With Upper GI Bleed Undergoing Early versus Late Endoscopy: A National Readmission Database Study

POSTER PRESENTATIONS

SUNDAY, OCTOBER 27, 3:30 PM - 7:00 PM

P0741. (S970). Comparative Analysis of Patients With Lower GI Bleed Undergoing Early versus Late Colonoscopy: A National Readmission Database Study

P0742. (S971). Nationwide Population-Based Study of the Outcomes of Cardiac Troponin Elevation in Patients With Acute GI Bleed

P0743. (S972). Prevalence and Inpatient Outcomes of Acute Gastrointestinal Bleed in MALToma Patients: An Inpatient Retrospective Analysis

P0744. (S973). Acute Gastrointestinal Bleed in Bariatric Surgery Patients: A Nationwide Population Based Study

P0745. (S974). A Closer Look into Gastrointestinal Bleeding in Heart Failure Patients

P0746. (S975). Frailty Predicts Mortality and Procedural Performance in Patients With Non-Variceal Upper Gastrointestinal Bleed: Results From Nationwide Analysis

★ *Presidential Poster Award*

P0747. (S976). Bacterial Infections in Variceal Hemorrhage: A National Study of Clinical Impact

P0748. (S977). Comparison of Odds of Variceal GI Bleed and Mortality in Inpatients With Alcoholic and Nonalcoholic Liver Cirrhosis After Propensity Score-Matching Using National Inpatient Sample (NIS) Database

P0749. (S978). Do Not Resuscitate Status in Patients With Non-Variceal Upper Gastrointestinal Bleeding: Insights From National Inpatient Sample Database

P0750. (S979). Inappropriate Use of FOBT May Lead to Unnecessary Procedures in Hospitalized Patients

P0751. (S980). Outcomes of Same Day Computed Tomography Angiography (CTA) Followed by Urgent Colonoscopy versus Urgent Colonoscopy alone for Acute Diverticular Bleeding: A Propensity Matched Cohort Study

★ *Presidential Poster Award*

P0752. (S981). Reducing Use of Inpatient FOBT at an Academic Tertiary Medical Center: A Quality Improvement Project

P0753. (S982). Efficacy and Safety of Hormonal Therapy in the Treatment of Bleeding From Gastrointestinal Vascular Malformations: A Systematic Review and Meta-Analysis

GI BLEEDING

Clinical Vignettes/Case Reports

P0754. (S3624). Gastrointestinal Amyloidosis: A Case Report

P0755. (S3625). A Rare Case of Isolated Jejunal Varices in the Absence of Portal Hypertension

P0756. (S3626). Pedunculated Duodenal Polyp: An Unexpected Culprit of Upper Gastrointestinal Bleeding

P0757. (S3627). Acquired Hemophilia A as a Cause of Obscure Gastrointestinal Bleeding

P0758. (S3628). Gastrointestinal Bleeding in a Kidney Transplant Recipient

P0759. (S3629). Duodenal Neuroendocrine Tumor Masquerading as Variceal Bleed in a Cirrhotic Patient

P0760. (S3630). Unveiling a Mysterious Case of ATTR Gastrointestinal Amyloidosis

P0761. (S3631). A Case of Acute Gastrointestinal Bleeding Secondary to Acquired Hemophilia A

P0762. (S3632). A Rare Presentation of Diffuse Large B Cell Lymphoma: Upper Gastrointestinal Bleeding

P0763. (S3633). Life-Threatening Gastrointestinal Bleeding due to Gastric Dieulafoy Lesion in a Pregnant Woman: A Case Report of a Very Rare Event

P0764. (S3634). Cocaine-Related Colitis

P0765. (S3635). Navigating Dieulafoy's Lesion in the Transverse Colon: Management in a Resource-Limited Setting

P0766. (S3636). A Tricky Case of Ticks: Babesiosis Camouflaged as Gastrointestinal Bleeding

P0767. (S3637). Gastric Ulcer Hemorrhage from a Gastro-Gastric LAMS Stent Placed for an EDGE Procedure

P0768. (S3638). Hematemesis as a Result of Hepatic Arterioportal Fistula Formation

P0769. (S3639). A Rare Case of Gastric Submucosal Lipoma Presenting With Upper GI bleed

P0770. (S3640). Post-Polypectomy Coagulation Syndrome Presenting as Hematochezia and Syncopal Episodes: A Complication of Electrocoagulation

P0771. (S3641). Unraveling Rectal Bleeding in Appendiceal Cancer Post-Ileocolic Anastomosis with Metastasis to the Rectum: A Case Report

P0772. (S3642). Severe Gastrointestinal Bleeding Following Intrapleural Administration of Tissue Plasminogen Activator: A Case Report

P0773. (S3643). Peristomal Pseudoaneurysm Presenting as Blood in Colostomy Bag

P0774. (S3644). Cardiac Arrest Due to Hemorrhagic Shock From a Gastrinoma-Related Hemorrhage

P0775. (S3645). A Rare Case of Multiple Myeloma Manifesting as an Upper Gastrointestinal Bleed and Obstructing Cecal Mass

P0776. (S3646). Gastrointestinal Stromal Tumors Presenting as Recurrent Gastrointestinal Bleeding

P0777. (S3647). Acute Necrotizing Esophagitis in a Decompensated Cirrhotic

P0778. (S3648). Role of Bevacizumab in Hereditary Hemorrhagic Telangiectasia Associated Recurrent Gastrointestinal Bleeding: A Case Report

P0779. (S3649). A Rare Case of Concomitant Gastric Antral Vascular Ectasia and Heyde Syndrome

P0780. (S3650). Bakri Postpartum Balloon for Hemorrhagic Shock From Rectal Variceal Bleeding and a Review of Current Management

P0781. (S3651). Overt, Obscure GI Bleeding Due to Ectopic Small Bowel Varices Secondary to Alcoholic Cirrhosis

P0782. (S3652). Atypical Hemolytic Uremic Syndrome (aHUS): An Initial Presentation of *Helicobacter pylori*

P0783. (S3653). An Interesting Case of a Descending Colonic Varix Unresponsive to Transjugular Intrahepatic Portosystemic Shunt Placement

P0784. (S3654). Uncovering a Rare Cause of Lower Gastrointestinal Bleeding

P0785. (S3655). Gastrointestinal Manifestations of IgA Vasculitis (Henoch-Schönlein Purpura)

P0786. (S3656). An Uncommon Complication of Transoral Incisionless Fundoplication

P0787. (S3657). A Fatal Case of Ectopic Variceal Hemorrhage in a Young Cirrhotic Patient

P0788. (S3658). Isolated Gastric Varices in the Setting of Granulomatosis With Polyangiitis

POSTER PRESENTATIONS

SUNDAY, OCTOBER 27, 3:30 PM - 7:00 PM

POSTERS
SUNDAY

- P0789. (S3659).** An Uncommon Culprit: Appendiceal Bleeding as a Rare Cause of Lower Gastrointestinal Hemorrhage
- P0790. (S3660).** An Elusive Arterio-biliary Fistula Presenting as Abdominal Pain and Syncope
- P0791. (S3661).** The Perpetual Hemorrhage: Managing Recurrent Gastrointestinal Bleeding in Hereditary Hemorrhagic Telangiectasia
- P0792. (S3662).** Epithelioid Angiosarcoma: A Rare Cause of Gastrointestinal Bleeding
- P0793. (S3663).** Splenic Variceal Bleeding Presenting With Hemorrhagic Shock in Cirrhosis
- P0794. (S3664).** Masquerading Meckel's in a Middle-Aged Male: Bleeding, Video Capsule Induced-Perforation, and Mystique
- P0795. (S3665).** A Case of Metastatic Squamous Cell Carcinoma
- P0796. (S3666).** Blakemore Tamponade for Life Threatening Rectal Varices Bleeding
- P0797. (S3667).** Severe Gastrointestinal Bleeding From Gastric Remnant Two Decades after Roux-en Y Gastric Bypass Controlled With Selective Visceral Arteriography With Embolization
- P0798. (S3668).** A Case of Rectal Endometriosis Manifesting as Cyclic Hematochezia
- P0799. (S3669).** Tacrolimus-Induced Acute Esophageal Necrosis Post Orthotopic Liver Transplantation
- P0800. (S3670).** Sinister Sequae – A Rare Case of Left Sided Portal Hypertension
- P0801. (S3671).** Unveiling Dieulafoy's Lesion: Concealed Beneath a Clot in Sigmoid Colon
- P0802. (S3672).** Rare Therapy for a Rare Condition - Successful Hemostatic Spray Treatment of Actively Bleeding Ischemic Colitis Involving the Rectum
- P0803. (S3673).** Gastric Plasmacytoma: Rare Case of Upper GI Bleeding
- P0804. (S3674).** Large Pedunculated Brunner Gland Hamartoma in the Duodenum Causing Massive Upper GI Bleed
- P0805. (S3675).** Jejunal Ectopic Varices: Obscure Bleeding Culprit After Sleeve Gastrectomy Found With Video Capsule Endoscopy
- P0806. (S3676).** Parasite Sufficiency Anemia: A Mysterious Cause of Iron Deficiency Anemia
- P0807. (S3677).** Pyogenic Granuloma: A Rare Cause of Obscure Occult GI Bleeding
- P0808. (S3678).** Hemosuccus Pancreaticus From a Mesenteric Pseudoaneurysm: A Rare Case of Upper Gastrointestinal Bleeding
- P0809. (S3679).** Sudden Onset Disseminated Intravascular Coagulation With Rapid Resolution Due to *Plesiomonas Shigelloides*
- P0810. (S3680).** A New Source of Upper GI Bleeding in a Patient With Gastrostomy Tube: A Case Report
- P0811. (S3681).** A Case of a Bleeding Gastric Ulcer Secondary to Y90 Treatment in a Metastatic Patient Managed Conservatively
- P0812. (S3682).** Gangliocytic Paraganglioma: Ampullary Neoplasm as a Rare Cause of Upper Gastrointestinal Bleeding
- P0813. (S3683).** GAVE as the Presenting Sign of Systemic Sclerosis
- P0814. (S3684).** Parallel TIPS and Band Ligation Used for the Treatment of Portal Hypertension and Jejunal Variceal Bleeding
- P0815. (S3685).** Multidisciplinary Management of Rectal Bleeding Due to Extensive Cavertous Hemangiomas in a Pediatric Patient With Klippel-Trenaunay Syndrome

- P0816. (S3686).** A Case of Upper GI Bleeding Provoked by Intermittent Fasting During Ramadan
- P0817. (S3687).** Ectopic Variceal Bleeding and Hemoperitoneum: A Case Report and Management Challenges
- P0818. (S3688).** Cystogastrostomy Complicated by Stent Erosion Into the Splenic Artery Causing Massive Upper Gastrointestinal Bleeding
- P0819. (S3689).** A Hidden Herald Catastrophe
- P0820. (S3690).** Acute Hemorrhagic Rectal Ulcer Managed With Vaseline Gauze: A Case Report of an Effective Adjunctive Modality
- P0821. (S3691).** A Case of Splenic Vein Thrombosis, Non-Cirrhotic Portal Hypertension, and Gastric Varices in a Patient With Ovarian Carcinoma
- P0822. (S3692).** Experiences Using PillSense at a Quaternary Care Center: A Novel Capsule for Detecting Upper Gastrointestinal Bleeding
- P0823. (S3693).** Rare Left-sided Portal Hypertension: Recurrent Gastric Variceal Bleeding Due to Extrinsic Splenic Vein Compression from Pancreatic Tail Adenocarcinoma

IBD

Standard Study

- P0824. (S1055).** Does Starting PPIs Increase the Risk of Complications in IBD Patients on Biologics or Immunomodulators?: A Large Multicenter Cohort Study
- P0825. (S1056).** Integrated Long-Term Safety of Ozanimod From Clinical Trials Across 2 Different Indications
- P0826. (S1057).** Efficacy and Safety of Guselkumab Maintenance Therapy Among Guselkumab Induction Week 24 Clinical Responders: Results From the Phase 3 QUASAR Maintenance Study
★ *Presidential Poster Award*
- P0827. (S1058).** Risk of Myocardial Infarction, Stroke, and Thromboembolic Events in Patients With Ulcerative Colitis Treated With Tofacitinib Compared to Biologic Treatments in the United States
- P0828. (S1059).** Risk of Serious Infections in Patients with Ulcerative Colitis Treated with Tofacitinib Compared to Biologic Treatments in the United States
- P0829. (S1060).** Efficacy and Safety Profile of Small Molecules for Induction and Maintenance of Remission in Ulcerative Colitis: A Systematic Review of Randomised Control Trials
- P0830. (S1061).** Rectal Cuff Inflammation on Initial Pouchoscopy is Associated with Neoplasia Development in IBD Patients With an Ileal Pouch-Anal Anastomosis: A Case-Control Study
- P0831. (S1062).** Real-World Outcomes of a Mandatory Adalimumab Non-Medical Biosimilar Switch for Patients With Inflammatory Bowel Disease: A Single Center Retrospective Study
- P0832. (S1063).** Inflammatory Bowel Disease Mortality: A Cross-Sectional Analysis of Rural and Urban Disparities 1999-2020
- P0833. (S1064).** Inflammatory Bowel Disease-Related Cardiovascular Mortality: Trends in the United States From 1999 to 2020
- P0834. (S1065).** Impact of Illness Perception and Self-Efficacy in Managing Emotions on Quality of Life in Inflammatory Bowel Disease
- P0835. (S1066).** Outcomes of Isolated Recurrent, Persistent Complex Perianal Fistulas Without Luminal Crohn's Disease: A Case Series of 24 Patients

POSTER PRESENTATIONS

SUNDAY, OCTOBER 27, 3:30 PM - 7:00 PM

P0836. (S1067). Treat-to-Target: A Comparison of Treatment and Patient Outcomes Between Academic and Private Practices in IBD Qorus

P0837. (S1068). Evaluating the Use of Machine Learning to Model Nutritional Triggers in Patients With Inflammatory Bowel Disease

P0838. (S1069). Early Observations in the Real-World Use of Risankizumab Therapy for Crohn's Disease

P0839. (S1070). Comparing Rates of Periodontitis in IBS and IBD Patients: A Multi-Network Study

P0840. (S1071). GLP-1 Agonist Use is Associated With Lower Complications and Mortality in Patients With Ulcerative Colitis and Obesity: A National Database Analysis

P0841. (S1072). Ulcerative Colitis in Patients Seen in a Predominantly African American Urban Health Center

P0842. (S1073). Inflammatory Bowel Disease is Associated With Increased Risk of Cardiovascular Events but Not Mortality. Data From a Large U.S. National Database

P0843. (S1074). Impact of Inflammatory Bowel Disease on the Outcomes of Pregnancy: A National Inpatient Sample Analysis

P0844. (S1075). Proactive Therapeutic Drug Monitoring is Associated With Increased Drug Persistence in Patients with Inflammatory Bowel Disease Treated with Ustekinumab

P0845. (S1076). The Association Between Co-Morbid Irritable Bowel Syndrome and Outcomes in Hospitalized Patients With Inflammatory Bowel Disease

P0846. POSTER WITHDRAWN

P0847. (S1078). Temporal Trends and Racial Disparities in Inflammatory Bowel Disease-Related Mortality in the United States and Texas: 1999-2020 CDC Wonder Insights

P0848. (S1079). Mirikizumab Effect on Bowel Urgency Resolution in a Randomized Controlled Phase 3 Trial of Participants With Crohn's Disease

P0849. (S1080). Corticosteroid-Free Remission Through 3 Years of Upadacitinib Therapy in Patients With Moderately to Severely Active Ulcerative Colitis: Data From the Phase 3 Long-Term Extension Study U-ACTIVATE

P0850. (S1081). Effect of Upadacitinib Treatment on Hematological Parameters in Patients With Moderate to Severe Active Crohn's Disease or Ulcerative Colitis: Pooled Analysis of Phase 3 Induction and Maintenance Studies

P0851. (S1082). The Urgency Numeric Rating Scale: Psychometric Evaluation in Adults With Crohn's Disease

P0852. (S1083). Etrasimod for Moderately to Severely Active Crohn's Disease: Results From the Extension Period of a Phase 2 Study

P0853. (S1084). Low Incidence of Macular Edema in Patients in the Etrasimod Clinical Program

P0854. (S1085). The Hidden Burden of Fatigue in Moderate-to-Severe Crohn's Disease and Ulcerative Colitis: Results From the Communicating Needs and Features of IBD Experiences (CONFIDE) Survey

P0855. (S1086). Weight Loss and Safety of Glucagon-like Peptide-1 Agonists in Inflammatory Bowel Disease Patients

P0856. (S1087). Impact of Cannabis Use in Patients With Inflammatory Bowel Disease: Insights From the National Readmission Database 2019-2020

P0857. (S1088). Osteoporosis Screening: Utilization Trends in High-Dose Steroids for Crohn's Disease and Ulcerative Colitis

P0858. (S1089). Comparing Ustekinumab and Vedolizumab in Inflammatory Bowel Disease Patients Exposed to Anti-TNF Agents: A Propensity-Matched, Retrospective Cohort Study

P0859. (S1090). Impact of Body Mass Index on the Effectiveness of Biologic Therapies in Inflammatory Bowel Disease: A Retrospective, Propensity Score-Matched Cohort Study

P0860. (S1091). Ustekinumab Monotherapy vs Ustekinumab Combined with Immunomodulators in Inflammatory Bowel Disease: A Propensity-Matched, Retrospective Cohort Study

P0861. (S1092). Continuing or Discontinuing Mesalamine in Crohn's Disease? A Multinational, Propensity-Matched, Retrospective Cohort Study

P0862. (S1093). Vedolizumab Monotherapy Vs Vedolizumab Combined with Immunomodulators in Inflammatory Bowel Disease: A Propensity-Matched, Retrospective Cohort Study

P0863. (S1094). Comparing the Risk of Venous Thromboembolism and Pulmonary Embolism in Inflammatory Bowel Disease Patients Treated With Different Biologics: A Propensity Score-Matched, Retrospective Cohort Study

P0864. (S1095). Association Between Fecal Calprotectin Cutoff Concentrations of 150 or 250 $\mu\text{g/g}$ and Ozanimod Efficacy: A Post Hoc Analysis of the Phase 3 True North Study

P0865. (S1096). Differences in Internet Use and Social Media Engagement May Impact Complementary and Alternative Medicine Use in Patients with Inflammatory Bowel Disease: An Exploratory Survey Study

P0866. (S1097). Complementary and Alternative Medicine Use Among Inflammatory Bowel Disease Patients Remains Prevalent, Diverse, and Warrants Multidisciplinary Collaboration

★ *Presidential Poster Award*

P0867. (S1098). The Future of IBD Management: Insights From AI Innovations With ChatGPT and Google Bard

P0868. (S1099). Social Media and AI in Healthcare: Understanding Patient Perspectives on Chatbots for Managing IBD

P0869. (S1100). YouTube Transforms Learning: Pioneering Health Education on Ulcerative Colitis

P0870. (S1101). Surgical Outcomes Following an Episode of Acute Severe Ulcerative Colitis: A Single Center Cohort Study

P0871. (S1102). Prevalence of Clinically Significant Steatotic Liver Disease in Inflammatory Bowel Disease: A Prospective Evaluation Using Vibration Controlled Transient Elastography

P0872. (S1103). Comparative Effectiveness of Ozanimod and Vedolizumab as First-Line Advanced Therapies in Ulcerative Colitis: A Propensity-Matched Cohort Analysis

P0873. (S1104). Updated Epidemiological Insights on the Association Between Eosinophilic Esophagitis and Inflammatory Bowel Disease: A United States Population-Based Cohort Study

P0874. (S1105). Natural History and Predictors of Treatment Failure in Patients With Ulcerative Colitis on 5-Aminosalicylic Acid: A U.S. Population-Level Cohort Study

P0875. (S1106). Comparative Outcomes of Eosinophilic Esophagitis in Patients With and Without Inflammatory Bowel Disease: A Propensity-Matched Cohort Study

P0876. (S1107). Comparative Outcomes in Patients With Newly Diagnosed Inflammatory Bowel Disease With and Without Concurrent Eosinophilic Esophagitis: A Propensity-Matched Cohort Study

P0877. (S1108). Efficacy of Turmeric (Curcumin) Plus Mesalamine in Ulcerative Colitis: A Propensity-Matched Cohort Study

P0878. (S1109). Vitamin D Deficiency Is Associated With Worsening Hospitalization Outcomes for Patients With Inflammatory Bowel Disease in the United States

POSTER PRESENTATIONS

SUNDAY, OCTOBER 27, 3:30 PM - 7:00 PM

POSTERS
SUNDAY

P0879. (S1110). Ozanimod Adherence in Patients With Ulcerative Colitis in the United States

P0880. (S1111). Real-World Retrospective Analysis of Ozanimod and Associated Corticosteroid Sparing for the Treatment of Ulcerative Colitis

P0881. (S1112). Trends in the Prevalence of Diagnosed Inflammatory Bowel Disease among Asian Subgroups in a Large Northern California Population
★ *Presidential Poster Award*

P0882. (S1113). Comparative Effectiveness of Second-Line Biologic Therapies in Patients With Moderate to Severe Ulcerative Colitis: A Population-Based Cohort Study

P0883. (S1114). Comparative Safety Profiles of Second Line Biologic Therapies in Patients With Moderate to Severe Ulcerative Colitis: A Nationwide Population-Based Cohort Study in the USA

P0884. POSTER WITHDRAWN

P0885. POSTER WITHDRAWN

P0886. (S1117). Outcomes of Total Parental Nutrition in Inflammatory Bowel Disease: A Nationwide Inpatient Sample

P0887. (S1118). C-Reactive Protein/Albumin Ratio: A Reliable Serum Marker for Evaluating Endoscopic Disease Activity in Inflammatory Bowel Diseases

P0888. (S1119). How Good Does a Risk Calculator Need to Be to Triage Abdominal Imaging of Crohn's Disease in the Emergency Department?

P0889. (S1120). A Nationwide Analysis of Prevalence, Trends, and Cardiovascular Outcomes Associated With Metabolically Healthy and Unhealthy Obesity in Elderly IBD Patients (2016- 2020)

P0890. (S1121). Outcomes in Inflammatory Bowel Disease After Percutaneous Coronary Intervention: A National Readmission Database Study

P0891. (S1122). Development and Validation of a Machine Learning Risk-Prediction Model for In-Hospital Mortality from *Clostridioides Difficile* in Patients with Inflammatory Bowel Disease: National Inpatient Sample-Based Study

P0892. (S1123). Underrepresentation of Minorities in the Major Biologics Trials for Crohn's Disease

P0893. (S1124). DEXA Downplayed: The Proportion of Clinic Patients Referred for DEXA Scan at a Tertiary Care Center

P0894. (S1125). Bidirectional Causal Link Between Type 2 Diabetes Mellitus and Inflammatory Bowel Disease: A Systematic Review and Meta-Analysis of Mendelian Randomization Studies

P0895. (S1126). Comparative Diagnostic Performance of VCE, CTE, and MRE in Crohn's Disease: A Systematic Review and Meta-Analysis

P0896. (S1127). A Randomized, Double-Blind, Placebo-Controlled Trial of Vedolizumab With and Without Upadacitinib in Adults With Crohn's Disease: Design and Rationale for the VICTRIVA Study

P0897. (S1128). Retrospective Study of the Outcomes of Congestive Heart Failure Exacerbation in Patients With Inflammatory Bowel Disease

P0898. (S1129). Inflammatory Bowel Disease Among COVID-19 Hospitalizations: An Analysis of the National Inpatient Sample

P0899. (S1130). Prevalence and Inpatient Outcomes Of *Clostridium difficile* Infection in Inflammatory Bowel disease

P0900. (S1131). Disease Outcomes in Patients With Inflammatory Bowel Disease and Concurrent Hidradenitis Suppurativa: A Nationwide Cohort Study

P0901. (S1132). Changed Opioid Prescribing Practices for Inflammatory Bowel Disease After the Opioid Epidemic Declaration: A Retrospective Study

P0902. (S1133). Prevalence and Current Management of Inflammatory Bowel Disease in West Virginia

P0903. (S1134). A Retrospective Study on the Disease Course of Anorectal Stricture With Terminal Ileal Disease Versus Terminal Ileal Disease Alone in Patients With Crohn's Disease

P0904. (S1135). Formulation Preferences, Satisfaction, and Quality of Life in Patients Receiving Intravenous Biologics for Inflammatory Bowel Disease: A Saudi Arabian Study

P0905. (S1136). Intestinal Transplantation for Inflammatory Bowel Disease: Trends in Cases, Length of Stay, and Survival Odds

P0906. (S1137). The Impact of Etrasimod on the Transcriptome in Colon Biopsies Using RNA-Seq: Data from ELEVATE UC 52 and ELEVATE UC 12 Phase 3 Clinical Trials

P0907. (S1138). Characterization of the Effect of Etrasimod on Peripheral Blood Mononuclear Cells: Data From ELEVATE UC 52 and ELEVATE UC 12 Phase 3 Clinical Trials

P0908. (S1139). Patients with Inflammatory Bowel Disease and High Self-Efficacy Report Less Pain and Fatigue

P0909. (S1140). Social Vulnerability is Associated With Pain and Fatigue in Patients With Inflammatory Bowel Disease

P0910. (S1141). Post-Operative Outcomes of Crohn's Disease Patients Undergoing Permanent Ostomy Surgery: Insights from the Cleveland Clinic Inflammatory Bowel Disease Ostomy Research Registry

P0911. (S1142). Recurrence Patterns in Crohn's Disease Patients With End Ostomies: Insights From the Cleveland Clinic IBD Ostomy Research Registry

P0912. (S1143). End Ostomy in Crohn's Disease: Insights From the Cleveland Clinic Inflammatory Bowel Disease Ostomy Research Registry

P0913. (S1144). How Many Doses of Infliximab Should Be Used in Immune Checkpoint Inhibitor-Induced Colitis? – A Retrospective Study

P0914. (S1145). Clinical Effectiveness and Safety of Vedolizumab in Patients With Crohn's Disease in China: Results From a Real World Study

P0915. (S1146). Inflammatory Bowel Disease (IBD)-Associated Peripheral Arthritis is Not Associated With Objective Markers of Luminal IBD Disease Activity - Results From the CHASE Cohort
★ *Presidential Poster Award*

P0916. (S1147). Prophylaxis for Venous Thromboembolism Remains Low in Patients Admitted With Severe UC in the Community Setting

P0917. (S1148). Low Rates of Transition From Subcutaneous to Intravenous Formulation in Patients With Inflammatory Bowel Diseases Treated With Vedolizumab

P0918. (S1149). Comparative Efficacy and Safety of Subcutaneous Vedolizumab versus Other Targeted Inflammatory Bowel Disease Therapies in Patients With Moderate to Severe Ulcerative Colitis: A Network Meta-Analysis

P0919. (S1150). Recurrence of Inflammatory Bowel Disease is Unlikely but Possible After Permanent End-Ileostomy for Ulcerative Colitis

P0920. (S1151). Prevalence of Neurologic Co-Morbidities in Patients with IBD compared to IBS and RA: A Multi-Network Population Based Study

P0921. (S1152). The Clinical Course of Inflammatory Bowel Disease in Patients Receiving Cancer Therapy

P0922. (S1153). Treatment Utilization and Sequencing in Patients With Ulcerative Colitis and Crohn's Disease

POSTER PRESENTATIONS

SUNDAY, OCTOBER 27, 3:30 PM - 7:00 PM

- P0923. (S1154).** Female Sex Associated with Decreased Time to Disease-Related Complication Following Biologic Initiation in Biologic-Naive Patients With Ulcerative Colitis
- P0924. (S1155).** Readability of Online Resources About Probiotics and Inflammatory Bowel Disease
- P0925. (S1156).** A Multi-Center Study of the Outcomes of Risankizumab Use Stratified by Prior Ustekinumab Exposure in Patients With Crohn's Disease: A Real-World Experience
- P0926. (S1157).** Outcomes of Patients Hospitalized With Crohn's Disease and Concurrent Acute Kidney Injury: A Propensity Score-Matched Study from a U.S. Collaborative Network
- P0927. (S1158).** Impact of Malnutrition on Outcomes of Patients With Inflammatory Bowel Disease Hospitalized for Gastrointestinal Bleeding: A Propensity Score-Matched Study From a U.S. Collaborative Network
- P0928. (S1159).** Clinical Outcomes of Hospitalized Patients With Crohn's Disease and Protein Energy Malnutrition: A U.S. Population-Based Cohort Study
- P0929. (S1160).** Impact of Comorbid Heart Failure Among Hospitalized Patients With Crohn's Disease: A United States Population-Based Cohort Study
- P0930. (S1161).** Gastrointestinal Infection Prior to Immune Checkpoint Inhibition Hinders Treatment Efficacy and Increases the Risk for Checkpoint-Inhibitor Colitis
- P0931. (S1162).** Trends in Mortality Due to Ulcerative Colitis: Insights from a CDC WONDER Study
- P0932. (S1163).** The Impact of Alcohol Consumption on Developing Inflammatory Bowel Disease: A Systematic Review and Meta-Analysis
- P0933. (S1164).** Head-to-Head Comparison of Biologics vs Ustekinumab for Crohn's Disease: A Systematic Review of Efficacy
- P0934. (S1165).** Prevalence and Risk Factors for Ulcerative Colitis Flares After Colonoscopy
- P0935. (S1166).** Serum Interleukin 17 Levels in Ulcerative Colitis and Crohn's Disease: Inflammatory Bowel Disease Patients in Indonesia
- P0936. (S1167).** Clinical Characteristics and Outcomes of Appendiceal Neoplasms in Inflammatory Bowel Disease: A Case Control Study
- P0937. (S1168).** Optimizing Nutrition Education in a Dedicated Inflammatory Bowel Diseases Clinic
- P0938. (S1169).** Unmasking Crohn's Disease: Novel Anti-Glycan Antibodies Provide 15% Incremental Benefit in Diagnostic Accuracy and Prognostic Value in ASCA-Seronegative Patients
- P0939. (S1170).** Factors Associated With 30-Day Hospital Readmission in Pediatric Patients With Inflammatory Bowel Disease: A Multicenter Retrospective Cohort Study
- P0940. (S1171).** Distinct Demographic and Comorbidity Profiles in Patients with Inflammatory Bowel Disease and Comorbid Celiac Disease: A Comparative Analysis from National Inpatient Sample
- P0941. (S1172).** Assessing the Cardiovascular Risk in Inflammatory Bowel Disease: Insights from Mendelian Randomization Meta-Analysis
- P0942. (S1173).** Efficacy and Safety of Interleukin-12, 23 Inhibitors vs Interleukin-23 inhibitors for Moderate to Severe Ulcerative Colitis: A Systematic Review and Network Meta-Analysis

- P0943. (S1174).** Interleukin-12/23 vs Interleukin-23 Inhibitors in Moderate to Severe Crohn's Disease: A Systematic Review and Network Meta-Analysis
- P0944. (S1175).** A Systematic Review and Methodological Assessment of Radiological Features and MRI-Based Activity Indices Used to Define Healing in Perianal Fistulizing Crohn's Disease (pfCD) According to COSMIN Guidelines
- P0945. (S1176).** Readmission Rates in the Inflammatory Bowel Disease Population After Coronary Artery Bypass Grafting: A Nationwide Analysis
- P0946. (S1177).** Outcomes in Inflammatory Bowel Disease in Patients Undergoing Coronary Artery Bypass Grafting: A Nationwide Analysis
- P0947. (S1178).** Risk of Colectomy and Treatment Discontinuation in Patients on Tofacitinib Among Young vs Old Patients with Ulcerative Colitis
- P0948. (S1179).** Course of IBD Extra-Intestinal Manifestations Following Ostomy Construction
- P0949. (S1180).** Learning From Our Patients: Utilizing Focus Groups to Identify Barriers to Inflammatory Bowel Disease Care
- P0950. (S1181).** Guselkumab Decreases Key Cellular Inflammatory Processes Across Ileum and Colon Tissue in Crohn's Disease
- P0951. (S1182).** Both Fidaxomicin and Vancomycin are Effective in Treating Clostridioides difficile Infection in Inflammatory Bowel Disease Patients
- P0952. (S1183).** Efficacy of Fecal Microbiota Transplantation in Chronic Pouchitis - A Systematic Review and Meta-Analysis
- P0953. (S1184).** Racial Differences in the Use of and Suboptimal Clinical Responses to Anti-TNF Therapy for Patients with Inflammatory Bowel Disease
- P0954. (S1185).** Impact of Metabolic Syndrome on Ulcerative Colitis Patients and Their Cardiovascular Health: A Nationwide Cross-Sectional Analysis Using NIS
- P0955. (S1186).** Anticoagulation and Preprocedural Bleeding Risk in Patients with Inflammatory Bowel Disease
- P0956. (S1187).** Analyzing the Racial Diversity of Clinical Trials in IBD: A Systematic Review
- P0957. (S1188).** Long-Term Outcomes of an Infliximab-First vs Vedolizumab-First Treatment Strategy in Biologic-Naive Patients With Ulcerative Colitis
- ★ *Presidential Poster Award*
- P0958. (S1189).** Serum Protein Capillary Electrophoresis as a Biomarker for Endoscopic Disease Activity in Inflammatory Bowel Disease: A Prospective Pilot Study
- ★ *Presidential Poster Award*
- P0959. (S1190).** Colonic Tissue Expression of MAdCAM-1 Is Associated With Response to Vedolizumab in Patients With Inflammatory Bowel Disease
- P0960. (S1191).** Understanding the Perspectives and Experiences of Patients With Acute Severe Ulcerative Colitis in the Hospital: A Qualitative Analysis
- P0961. (S1192).** Exploring Dual-Targeted Therapy in the Management of Moderate to Severe Inflammatory Bowel Disease: A Retrospective Study
- P0962. (S1193).** Improvement in Disease-Related Biomarkers With an Adjuvant Treatment for 180 Days: Results From an Interventional Trial for Patients With Ulcerative Colitis
- P0963. (S1194).** Patients With Inflammatory Bowel Disease are at Increased Risk of Respiratory Syncytial Virus Infections Post-SARS-CoV2 Infection: A Propensity-Matched Cohort Analysis

NOTE: All accepted abstracts will appear in the Supplement to the October 2024 issue of the *AJG*. The supplement IDs are listed in parentheses after the poster ID.

POSTER PRESENTATIONS

SUNDAY, OCTOBER 27, 3:30 PM - 7:00 PM

POSTERS
SUNDAY

P0964. (S1195). IBD and Major Depression: Associated with Age, Sex, Smoking, Severity, and Extra-Intestinal Manifestations

★ *Presidential Poster Award*

P0965. (S1196). Efficacy and Safety of Vedolizumab in Chronic Pouchitis: A Systematic Review and Meta-Analysis

P0966. (S1197). Early Real-World Patient Characteristics and Treatment Patterns in Upadacitinib-Treated Patients With Ulcerative Colitis: A U.S. Claims Database Study

P0967. (S1198). Endoscopic Response to Risankizumab in Patients With Refractory Crohn's Disease who Failed Ustekinumab - Real-World Experience

P0968. (S1199). Risk of Myocarditis and Pericarditis in Patients With Inflammatory Bowel Disease: A Multi-Network Study

P0969. (S1200). Sustained Efficacy and Safety After 5 Years of Continuous Ozanimod Treatment Independent of Clinical Remission Status: An Interim Analysis of the True North Open-Label Extension Study

P0970. (S1201). Impact of Baseline Albumin Levels on Ozanimod Efficacy: A Post Hoc Analysis of the Phase 3 True North Study

P0971. (S1202). Inflammatory Bowel Disease Superimposed on HIV Infection: A Mirror Image of the Remission Hypothesis

IBD

Clinical Vignettes/Case Reports

P0972. (S3833). The Missing Link: Crohn's Disease and Concomitant Mucous Membrane Pemphigoid

P0973. (S3834). A Rare Complication: Tofacitinib-Induced Autoimmune Hemolytic Anemia in Ulcerative Colitis

P0974. (S3835). Unmasking Opioid Use Disorder: Navigating Diagnostic Challenges and Stigma in Gastrointestinal Cases

P0975. (S3836). At a Crossroad of Chronicity: Crohn's Disease and Endometriosis

★ *Presidential Poster Award*

P0976. (S3837). Newly Diagnosed Ulcerative Colitis While on Nivolumab: A Case Report

P0977. (S3838). Breakthrough Cutaneous Crohn's Disease Healed with Risankizumab

P0978. (S3839). Small Bowel Crohn's Disease Unmasked by Motor Vehicle Accident

P0979. (S3840). Autoimmune Hemolytic Anemia as an Extraintestinal Manifestation of Inflammatory Bowel Disease

P0980. (S3841). Russell Body Gastritis in Patient With Celiac Disease and Subsequent Crohn's Disease Diagnosis

P0981. (S3842). Hemorrhagic Stroke Secondary to Inflammatory Bowel Disease

P0982. (S3843). A Rare Case of Non-Specific Interstitial Pneumonitis (NSIP) Secondary to Infliximab in a Patient With Ulcerative Pancolitis and PANCA Positivity

P0983. (S3844). Atypical Presentations of Immune Checkpoint Inhibitor Colitis on 18-FDG PET/CT: A Case Series

P0984. (S3845). Challenges of Pyoderma Gangrenosum Diagnosis in the Dark Skin Population

P0985. (S3846). De Novo Inflammatory Bowel Disease in the Setting of TNF-Alpha Inhibitor Use

P0986. (S3847). Unexpected Complications of Infliximab: A Rare Case of Drug-Induced AIH-PBC Overlap in Crohn's Disease

P0987. (S3848). Treatment of Refractory CVID Enteropathy With Ustekinumab

P0988. (S3849). Livedoid Vasculopathy: A Rare Cutaneous Extraintestinal Manifestation of Inflammatory Bowel Disease

P0989. (S3850). Acute severe ulcerative colitis with major acute gastrointestinal hemorrhage

P0990. (S3851). Pyostomatitis Vegetans in a Young Adult with Crohn's Disease

★ *Presidential Poster Award*

P0991. (S3852). A Sneaky Leak: Idiopathic Spontaneous Pneumomediastinum in an Active Crohn's Patient

P0992. (S3853). The Persistent Wound: Plasmablastic Lymphoma in a Perianal Fistula

P0993. (S3854). Acute Pericarditis in a Patient With Ulcerative Colitis Recently Initiated on Ustekinumab

P0994. (S3855). A Case of Fungal Colitis in a Solid Organ Transplant Patient

★ *Presidential Poster Award*

P0995. (S3856). Refractory High Ostomy Output in Crohn's Disease From an Underlying Enterocutaneous Peristomal Fistula

P0996. (S3857). Chronic Diarrhea Secondary to Collagenous Colitis in a Kidney Transplant Recipient

P0997. (S3858). "Orange" You Glad It Wasn't Jaundice? Carotenemia due to Dietary Modifications to Manage Crohn's Disease

P0998. (S3859). An Incidental Neuroendocrine Tumor Found in the Setting of Severe Crohn's Disease

P0999. (S3860). Successful Treatment of Refractory Peristomal Pyoderma Gangrenosum in an Ulcerative Colitis Patient With Upadacitinib: A Case Report

P1000. (S3861). Infliximab-Induced Skin Eruption in a Patient With Perianal Crohn's Disease

P1001. (S3862). Fungal Appendicitis: A Rare Case Associated With Vedolizumab Therapy

P1002. (S3863). A Rare Finding of Rectal Squamous Metaplasia in Crohn's Disease

★ *Presidential Poster Award*

P1003. (S3864). A Case of May-Thurner Syndrome in a Patient With Active Crohn's Colitis

P1004. (S3865). Ulcerative Colitis or Not? A Case of Dysplasia, Gastrointestinal Bleeding and Juvenile Polyposis in a 27-Year-Old

P1005. (S3866). An Unexpected Extraintestinal Manifestation of Ulcerative Colitis: Seronegative Necrotizing Myositis

★ *Presidential Poster Award*

P1006. (S3867). Bowel-Associated Dermatitis Arthritis Syndrome (BADAS): An Interesting Clinical Presentation of New Onset Crohn's Disease

P1007. (S3868). A Rare Case of Mesalamine-Induced Fever

P1008. (S3869). Severe Ulcerative Colitis Precipitating Budd Chiari Syndrome

P1009. (S3870). Profound Isolated Iron Deficiency Anemia Secondary to Upadacitinib in Crohn's Disease Management: First Reported Case

POSTER PRESENTATIONS

SUNDAY, OCTOBER 27, 3:30 PM - 7:00 PM

P1010. (S3871). Ustekinumab-Induced Vasculitis in a Patient With Crohn's Disease

P1011. (S3872). Rapid Transperineal Ultrasound Evaluation For Perianal Abscess Is Comparable To Pelvic MRI

P1012. (S3873). Refractory Enteropathic Arthritis Responsive to Janus Kinase Inhibitor Upadacitinib

P1013. (S3874). Ixekizumab-Induced Inflammatory Bowel Disease Catastrophe in the Last Frontier

P1014. (S3875). A Rare Case of Bell's Palsy in a Patient With Ulcerative Colitis on Stelara

P1015. (S3876). Rare Case of Immune Checkpoint Inhibitor Colitis Manifesting as Pneumatosis Intestinalis

P1016. (S3877). Cytomegalovirus Colitis Mimicking Steroid-Refractory Ulcerative Colitis in an Immunocompetent Elderly Patient

P1017. (S3878). Hiding In Plain Sight: A Case of Concurrent Pustular Psoriasis and Inflammatory Bowel Disease

P1018. (S3879). A Clinical Conundrum: Journey to a Diagnosis of Esophageal Crohn's

P1019. (S3880). From Gut Flare to Cardiac Scare: A Case of Crohn's Myopericarditis

P1020. (S3881). Extranodal Marginal Zone Lymphoma of Mucosa-Associated Lymphoid Tissue of the Stomach and Small Intestine Mimicking Crohn's Disease With Suspected Transformation to Diffuse Large B-Cell Lymphoma

INTERVENTIONAL ENDOSCOPY

Standard Study

P1021. (S1504). A Readability Analysis of Online Patient Education Materials Regarding Endoscopic Retrograde Cholangiopancreatography

P1022. (S1505). Same Day Discharge vs Overnight Admission for Outpatient Esophageal Per-Oral Endoscopic Myotomy

P1023. (S1506). Expansion of LAMS in EUS-Gastroenterostomy Without Dilation

P1024. (S1507). A Comparison of Endoscopic and Surgical Gastrojejunostomy in Patients With Malignant Gastric Outlet Obstruction: A National Cohort Analysis (2016-2020)

P1025. (S1508). Duodenal Stent Outcomes: A Retrospective Analysis of Clinical Success and Adverse Events in Patients With Malignant Gastric Outlet Obstructions

P1026. (S1509). Bariatric Endoscopic Gastric Remodeling (BEGR) With Versus Without Pharmacotherapy With Glucagon-Like Peptide-1 Receptor Agonists (GLP1-RAs): An Analysis of 985 Patients

P1027. (S1510). Peroral Endoscopic Myotomy for Achalasia With Versus Without Sling/Oblique Fibers Preservation

P1028. (S1511). Pyloromyotomy/Pyloroplasty Versus Pyloric Electrical Stimulation and Botox (Botulinum Toxin) Injection for the Management of Gastroparesis

P1029. (S1512). Third Space Tunneling Techniques Versus Non-Tunneled Flexible Endoscopic Septostomy for the Treatment of Zenker's Diverticulum: A Comparison of Technicality, Safety, and Efficacy

P1030. (S1513). Revisional Endoscopic Sleeve Gastroplasty/Endoscopic Sleeve-in-Sleeve Versus Surgical Re-Sleeve Gastrectomy in the Management of Weight Regain After Primary Sleeve Gastrectomy

P1031. (S1514). Anterior versus Posterior Approach in Peroral Endoscopic Myotomy (POEM) in Patients with Achalasia

P1032. (S1515). The Role of Endoscopic Submucosal Dissection, Pursestring Suturing, and Anti-Obesity Medications in Enhancing Weight Loss After Transoral Outlet Reduction in Roux-en-Y Gastric Bypass Patients With Weight Regain

P1033. (S1516). Endoscopic Submucosal Dissection (ESD) vs Transanal Endoscopic Microsurgery (TEM) for Resection of Early Epithelial and Subepithelial Rectal Tumors: A Meta-Analysis of 15 Studies

P1034. (S1517). Triangular Tip Knives With Versus Without an Integrated Water Jet Function in Peroral Endoscopic Myotomy for Achalasia

P1035. (S1518). Peroral Endoscopic Myotomy (POEM) Utilizing Full-Thickness (FT-POEM) Versus Circular Muscle (CM-POEM) Myotomy Approaches for Achalasia Treatment: A Comparison of Safety and Efficacy

P1036. (S1519). Weight Regain After Endoscopic Sleeve Gastroplasty (ESG): Can Redo ESG (R-ESG) Help? What is the Role of Pharmacotherapy? Analysis of 80 Patients

P1037. (S1520). Comparative Outcomes of Flexible Endoscopic Repair versus Surgical Repair in Zenker's Diverticulum: A Matched Cohort Study

P1038. (S1521). Endoscopic Submucosal Dissection (ESD) for Rectal Neoplasms Extending to the Dentate Line: A Systematic Review and Meta-Analysis

P1039. (S1522). Efficacy and Safety of Sodium Alginate as an Injection Solution in Endoscopic Submucosal Dissection: A Systematic Review and Meta-Analysis

P1040. (S1523). Accuracy of Intra-Operative Cholangiogram for Detection of Choledocholithiasis

★ *Presidential Poster Award*

P1041. (S1524). The Importance of Prompt ERCP in High-Risk Patients With Suspected Choledocholithiasis

P1042. (S1525). Risk Factors for ERCP Readmission Within 30 Days of Liver Transplant

P1043. (S1526). Characterization of Readmission Risk for ERCP Within 6 Months of Liver Transplant

P1044. (S1527). General versus Interventional Gastroenterologists: Comparative Analysis of Follow-Up Outcomes for Endoscopic Mucosal Resection of Colorectal Polyps

P1045. (S1528). Predictors of Readmission Following ERCP: A Five Year Nationwide Study in the United States

P1046. (S1529). Impact of High-Volume Crystalloid Infusion and Indomethacin Prophylaxis on Post-ERCP Pancreatitis Rates in Patients With Difficult Cannulation

P1047. (S1530). Use of Intranasal Nitroglycerin During POEM : A Pilot Study

P1048. (S1531). Percent Total Body Weight Loss in Patients Post-ESG is Significantly Improved With Increased Follow-Up Visit Compliance

P1049. (S1532). Development and Validation of Endoscopic Ultrasound (EUS) and Endoscopic Retrograde Cholangiopancreatography (ERCP)-Specific Frailty Risk Score

P1050. (S1533). National Landscape of Unplanned 30-Day Readmissions in Liver Transplant Patients Undergoing ERCP: Insights from National Readmission Database

P1051. (S1534). National Landscape of Unplanned 30-Day Readmissions in Patients Undergoing ERCP: Insights from National Readmission Database

P1052. (S1535). Post-Endoscopic Retrograde Cholangiopancreatography (ERCP) Complications in Patients with Liver Cirrhosis

POSTER PRESENTATIONS

SUNDAY, OCTOBER 27, 3:30 PM - 7:00 PM

POSTERS
SUNDAY

P1053. (S1536). Prevalence and Impact of Prior Bariatric Surgery Status on ERCP Outcomes in Older Patients with Obesity: A Population-Based Analysis

P1054. (S1537). Radiofrequency Vapor Ablation is Safe and Well-Tolerated for Duodenal Mucosal Ablation in the Treatment of Type 2 Diabetes: Six Month Results From the First-in-Human Dose Finding Study

★ *Presidential Poster Award*

P1055. (S1538). Dexmedetomidine as an Adjunctive Sedative in Patients Undergoing Endoscopic Submucosal Dissection: A Systematic Review and Meta-analysis.

P1056. (S1539). Efficacy of EUS With Miniprobe in Evaluating Right-Sided Colonic Lesions

P1057. (S1540). Outcomes of Endoscopic Liquid Nitrogen Cryotherapy for Palliation of Esophageal Cancer in Community Practice

P1058. (S1541). Implementation of Endoscopic Direct Transgastric ERCP in a Community Hospital Setting

P1059. (S1542). Biliary Access Using Needle Knife Fistulotomy as an Initial Method of Cannulation in Patients With Average and High Risk of Post-ERCP Pancreatitis

P1060. (S1543). Management of Gastro-Jejunal Anastomotic Strictures: Comparing Endoscopic Outcomes in Primary vs Conversion Roux-en-Y Gastric Bypass Patients

P1061. (S1544). Minimally Invasive Endoscopic Closure Techniques for Gastrointestinal Defects: A Single-Center Retrospective Study

P1062. (S1545). The Efficacy and Safety of Endoscopic Submucosal Dissection in Peri-Appendiceal Lesions: A Systematic Review and Meta-Analysis

P1063. (S1546). Efficacy and Safety of Endoscopic Submucosal Dissection With Traction-Assisted Method in Comparison to Conventional Method: A Systematic Review and Meta-Analysis

P1064. (S1547). Readmission for Alcohol Use Disorder Post Bariatric Surgery: A National Survey

P1065. (S1548). Reduced Migration of Esophageal Fully Covered Self Expanding Metal Stents Affixed with Clips with Anchor Prongs

P1066. (S1549). EUS-Guided Gastroenterostomy for Benign Gastric Outlet Obstruction: A Systematic Review and Meta-Analysis

P1067. (S1550). Thermal Changes in Guidewires Used During Endoscopic Retrograde Cholangiopancreatography During Electrical Conductance: An Ex Vivo Safety Experiment

P1068. (S1551). Efficacy and Safety of Endoscopic Ultrasound-Guided Biliary Drainage in Malignant Hilar Obstruction: A Systematic Review and Meta-Analysis

P1069. (S1552). Safety and Efficacy of Natural Orifice Transluminal Endoscopic Surgery in Humans: A Systematic Review and Meta-Analysis

P1070. (S1553). Therapeutic Endoscopic Retrograde Cholangiopancreatography in Patients With Cirrhosis: A 5-year Nationwide Analysis of Sociodemographic Characteristics and Inpatient Outcomes

P1071. (S1554). An Audit of Indications for Endoscopic Submucosal Dissection for Colorectal Lesions in North America: A Systematic Review and Meta-Analysis

P1072. (S1555). Predicting Factors of Higher Weight Loss After Endoscopic Transoral Outlet Reduction (TORE) in a Large Cohort of Bariatric Patients

INTERVENTIONAL ENDOSCOPY

Clinical Vignettes/Case Reports

P1073. (S3982). A Novel Approach in Evaluating Small Bowel Motility Using EndoFLIP

P1074. (S3983). Dual Endoscope: Endoscopic Submucosal Dissection (DE-ESD) for Rectosigmoid Colon Tumors - A Potential Time Saver

★ *Presidential Poster Award*

P1075. (S3984). Pancreatic Tail Cyst Causing Hydronephrosis

P1076. (S3985). Duodenal Diverticulum Masquerading Malignancy: A Case Presentation of Lemmel Syndrome and Adenocarcinoma

P1077. (S3986). Navigating the Biliary Tree: Novel ERCP Techniques for Biliary Stent Exchange

P1078. (S3987). Novel Endoscopic Approach of Transluminal Drainage for Deep Pelvic Collections in Acute Necrotizing Pancreatitis

P1079. (S3988). Esophageal Perforation After Percutaneous Endoscopic Gastrostomy (PEG) Tube Placement: A Complication Treated Successfully With Endoscopic Stent and Suture

P1080. (S3989). Mirizzi Syndrome in a Non-Surgical Patient Treated With Endoscopic Transduodenal Removal of Cholelithiasis

P1081. (S3990). A Case of True Achalasia in the Context of Advanced Gastric Adenocarcinoma

P1082. (S3991). Endoscopic Ultrasound-Directed Trans-Enteric ERCP (EDEE) in a Patient With Malignant Afferent Limb and Hepaticojejunostomy Stricture

★ *Presidential Poster Award*

P1083. (S3992). Stuck in the Middle: A Cautionary Tale of an Embedded Lumen-Apposing Metal Stent Used for Pyloric Stenosis

P1084. (S3993). A Rare Presentation of Bateman Purpura Following ERCP

★ *Presidential Poster Award*

P1085. (S3994). A Rare Complication of Biliary Stent Migration: Choledochoduodenopyelo Fistula

P1086. (S3995). From Pleasure to Pain: Endoscopic Management of Post-Traumatic Rectal Perforation

P1087. (S3996). EUS-Guided Liver Biopsy in Pediatric Cholestasis: A Case Report of PSC/AIH Overlap Syndrome

P1088. (S3997). Giant Pancreatic Pseudocyst Treated by Endoscopic Ultrasound-Guided Cystogastrostomy

P1089. (S3998). Multi-Tool Endoscopic Management of Recalcitrant Bleeding Duodenal Varices in Portal, Splenic and Superior Mesenteric Vein Thromboses

P1090. (S3999). The Unpredictable Migration of Biliary Stents

★ *Presidential Poster Award*

P1091. (S4000). Rare Case of Tumor Seeding by Endoscopic Ultrasound-Guided Cystogastrostomy with Lumen-Apposing Metal Stent

P1092. (S4001). Colonic Stenting and EUS-Guided EnteroColostomy in Malignant Small Bowel Obstruction: A Case Report

★ *Presidential Poster Award*

P1093. (S4002). Navigating Obstacles: A Case Report on Endoluminal Treatment of Afferent Limb Syndrome Post-Whipple Procedure for Cholangiocarcinoma

NOTE: All accepted abstracts will appear in the Supplement to the October 2024 issue of the *AJG*. The supplement IDs are listed in parentheses after the poster ID.

POSTER PRESENTATIONS

SUNDAY, OCTOBER 27, 3:30 PM - 7:00 PM

P1094. (S4003). Cystic Duct Take Off From the Right Main Hepatic Duct: Case of an Interesting Anatomic Variant

P1095. (S4004). Endoscopic Gastrojejunostomy for Afferent Loop Obstruction After Cancer Recurrence

P1096. (S4005). Post-ERCP Balloon Dilation Haemobilia Secondary to Billroth II-Induced Biliary Stricture and Choledocholithiasis

P1097. (S4006). Minimally Invasive Marvel: Endoscopic Submucosal Dissection of Colon Polyp - First Case in a Community Hospital

P1098. (S4007). Mesenteric Mystery: Endoscopic Ultrasonography as the Diagnostic Tool for Mesenteric Candidiasis

P1099. (S4008). Novel Approach: Lumen Apposing Metal Stent Use in Severe Ulcerated Colonic Stricture Instead of Surgical Resection

P1100. (S4009). Unveiling the Unexpected: A Rare Case of Periduodenal Castleman Disease

P1101. (S4010). Endoscopic Submucosal Dissection of a MALT Lymphoma.... in the Rectum!

P1102. (S4011). A Rare Roadblock: A Case of Sporadic Ampullary Tubulovillous Adenoma Leading to Acute Pancreatitis

P1103. (S4012). Appendiceal Orifice Polyp Resection: Exploring Full-Thickness Endoscopic Technique - A Case Report and Discussion

★ *Presidential Poster Award*

P1104. (S4013). Sugar Shortage: A Case of Insulinoma Managed by EUS-Guided Ethanol Ablation

★ *Presidential Poster Award*

P1105. (S4014). Endoscopic Ultrasound to Diagnose Non-Neoplastic EBV-Associated Follicular Hyperplasia

P1106. (S4015). Successful Closure of Gastric Cardia Perforation using Over-the-scope Suturing Device

P1107. (S4016). Complexity of Inflammatory Fibroid Polyps

P1108. (S4017). Endoscopic Ultrasound-Guided Radiofrequency Ablation for Symptomatic Pancreatic Gastrinoma

P1109. (S4018). A Staged Approach to Resecting a Large Rectal Polyp Using Endoscopic Mucosal Resection and Trans-Anal Endoscopic Microsurgery

P1110. (S4019). Laser Lithotripsy: Innovative Solutions for Challenging Gallstones and High-Risk Patients

★ *Presidential Poster Award*

P1111. (S4020). A Rare Case of a Duodenal Gangliocytic Paraganglioma

P1112. (S4021). Endoscopic Management of Walled-Off Omental Fat Necrosis: A Rare Case of Abdominal Pain Post Distal Pancreatectomy

P1113. (S4022). From Drain Pain to Rendezvous Gain: The Curious Case of the Biliary Re-Route

P1114. (S4023). Pancreatic Cancer Complicating a Duct Leak Managed by EUS

P1115. (S4024). Lumen-Apposing Metal Stents (LAMS) for Managing Pyloric Stenosis

P1116. (S4025). Hemostasis of Malignant Gastrointestinal Lesions With Over-The-Scope Clips: A Case Series

★ *Presidential Poster Award*

P1117. (S4026). Post-Atrial Fibrillation Cryoablation Refractory Gastroparesis Requiring G-POEM Intervention: A Case Report

P1118. (S4027). Challenges in Managing Hemobilia Post-ERCP: A Case of Ulceration and Successful Intervention

P1119. (S4028). Rendezvous Technique for Successful Management of Complete Esophageal Stenosis

P1120. (S4029). Unraveling the Enigma: A Case Study on Gastric Schwannoma and its Clinical Implications

P1121. (S4030). Duodenal Ulcer and Gastrointestinal Bleeding as a Late Adverse Event of Over-The-Scope Clip (OTSC) Placement

P1122. (S4031). Endoscopic Ultrasound-Guided Esophagojejunal Anastomosis: A Case Series on the Novel Technique and Our Experience

★ *Presidential Poster Award*

P1123. (S4032). Lost and Found: The Wandering Intra-gastric Balloon's Obstructive Journey

P1124. (S4033). Refractory Radiation Proctitis Toolkit: The Usual and Beyond!

P1125. (S4034). Successful Closure of a Gastro-Bronchial Fistula Using the Over-the-Scope Clip

P1126. (S4035). Single-Stage EUS-Guided Gastrogastrostomy Secured With Clips With Anchor Prongs to Treat Massive Gastrointestinal Hemorrhage in Roux-en-Y Gastric Bypass

★ *Presidential Poster Award*

P1127. (S4036). Esophageal Duplication Cyst: A Rare Cause of Dysphagia and Chronic Cough in the Elderly Managed Conservatively With Endoscopic Ultrasound Fine Needle Aspiration

P1128. (S4037). Use of Endoscope Attachment to Improve Pyloric Visualization in Malignant Gastric Outlet Obstruction

P1129. (S4038). Novel Use of Full Thickness Resection Device to Ensure Complete Resection of Colonic MALT Lymphoma Post-Endoscopic Mucosal Resection

P1130. (S4039). Multiple Large Pyogenic Hepatic Abscesses in the Setting of Stage IV Pancreatic Adenocarcinoma With Transpapillary Drainage Assisted by IR-Guided Biliary Rendezvous Procedure

LIVER

Standard Study

P1131. (S1673). Disparities in Chemotherapy and Radiation Therapy for Hepatocellular Carcinoma: The Impact of Race and Socioeconomic Status

P1132. (S1674). In-Hospital Outcomes in Acute Decompensated Liver Failure Patients With and Without Systemic Lupus Erythematosus: A Three-Year Retrospective Review

P1133. (S1675). Tirzepatide vs Semaglutide in Obese Patients With MAFLD or MASH: A Comparative Analysis of Cardiovascular and Gastrointestinal Outcomes, and the Risk of Progression to Fibrosis or Hepatocellular Carcinoma

P1134. (S1676). Biomarkers for Hepatocellular Cancer Are Expressed in the Liver Tissue of Type 2 Diabetic Patients

P1135. (S1677). Analysis of the Gene Expression of NAFLD Biomarkers on Patients With *Helicobacter pylori* Infection.

P1136. (S1678). A 13-Year Nationwide Analysis of Nocardia and Actinomyces Infection Outcomes in Liver Transplant Recipients

P1137. (S1679). Precision Immunosuppression: Harnessing Mycophenolate Mofetil Monotherapy in a Curated Liver Transplant Population

NOTE: All accepted abstracts will appear in the Supplement to the October 2024 issue of the *AJG*. The supplement IDs are listed in parentheses after the poster ID.

POSTER PRESENTATIONS

SUNDAY, OCTOBER 27, 3:30 PM - 7:00 PM

POSTERS
SUNDAY

- P1138. (S1680).** Retrospective Analysis of the Impact of Malnutrition on Patients Hospitalized With Liver Cirrhosis and Covid-19 Infection
- P1139. (S1681).** Outcomes of COVID-19 in Hospitalized Patients With and Without Liver Transplantation: Analysis of National Inpatient Sample 2020-2021
- P1140. (S1682).** Prevalence of Alcohol Use Among People Living with HCV in the United States: An 11-Year Epidemiologic Trends Analysis
- P1141. (S1683).** Trends and Disparities in Chronic Hepatitis-Related Mortality in the United States, 1999-2020: An Epidemiological Analysis
- P1142. (S1684).** Outcomes in Admissions for Acute Cholangitis in Liver Transplant Recipients: A Nationwide Perspective
- P1143. (S1685).** Increased 5-Year Mortality Among Patients Requiring Kidney Replacement Therapy After Liver Transplant
- P1144. (S1686).** Disparities in the Decision to Evaluate for Liver Transplant in Patients Referred With Underlying Alcohol-Associated Liver Disease (ALD)
★ *ACG Outstanding Research Award in the Liver Category (Trainee)*
★ *Presidential Poster Award*
- P1145. (S1687).** Patients Have Poor One Year Outcomes After Requiring Large Volume Paracentesis
- P1146. (S1688).** GLP-1 Agonist Use is Associated With Lower Mortality and Improvement of Cardiovascular Outcomes in Patients With Obesity Who Have MAFLD and OSA: A Multi-Center Analysis
★ *Presidential Poster Award*
- P1147. (S1689).** Use of Sodium-Glucose Transport Protein 2 Inhibitors and Dipeptidyl Peptidase 4 Inhibitors in Patients with MASLD in a Real-World Setting is Associated with Lower All-Cause Mortality
- P1148. (S1690).** Impact of Cannabis Use in Patients With Cirrhosis and Clinical Outcomes
- P1149. (S1691).** Cannabis Use and Risk of Hepatocellular Carcinoma Among Patients Hospitalized With HCV Using the National Inpatient Sample
- P1150. (S1692).** Post-Transplant Exposure to GLP1RA Therapy May Be Associated With Improved Survival in Liver Transplant Recipients With Type II Diabetes Mellitus at 5 Years Post-Transplant Or Longer
- P1151. (S1693).** Hepatitis B Vaccination is Severely Underutilized in the United States
★ *Presidential Poster Award*
- P1152. (S1694).** Hepatitis D Seroprevalence and Liver Functions in Adults With Hepatitis B Infection in the US, 2013-2018
- P1153. (S1695).** Comparison of Inpatient Outcomes and Characteristics of Autoimmune Hepatitis-Primary Sclerosing Cholangitis Overlap Syndrome, Autoimmune Hepatitis, and Primary Sclerosing Cholangitis: A Nationally Representative Study
- P1154. (S1696).** Hepatology Management of Adults with Fontan Circulation: An Interdisciplinary Protocol
- P1155. (S1697).** Outcomes of Liver Cirrhosis Classified By Race: A 5-Year Nationwide Analysis
- P1156. (S1698).** Fibrosis-4 Index Use for Early Detection of Hepatic Fibrosis in Patients With Risk Factors for MASLD: A Quality Improvement Project
- P1157. (S1699).** Impact of Liver Frailty on Covert Hepatic Encephalopathy in Cirrhotic Patients: Insights From Guatemala on Liver Disease
- P1158. (S1700).** SGLT-2 Inhibitors: A Therapeutic Avenue for Non-Alcoholic Fatty Liver Disease, Demonstrating Improvements in Imaging Biomarkers and Histological Features, Including Reduced Hepatic Fibrosis, and Ballooning
- P1159. (S1701).** Mapping the Global Impact: Liver Cancer Attributable to Drug Use Across 204 Countries, 1990-2021: A Benchmarking Analysis
★ *Presidential Poster Award*
- P1160. (S1702).** Can a TEG-Based Transfusion Protocol for Acute Gastrointestinal Bleeding in Cirrhotic Patients Reduce the Utilization of Blood Products Without Elevating the Risks of Mortality and Morbidity?
- P1161. (S1703).** The Role of Fibroscan in Assessment of Liver Fibrosis in Patients With Diabetes Mellitus and Metabolic Dysfunction Associated Steatotic Liver Disease (MASLD)
- P1162. (S1704).** Impact of Rifaximin Use on Overt Hepatic Encephalopathy (OHE) Rehospitalizations Post-Discharge From an OHE Hospitalization in Commercially and Medicare-Insured Patients
- P1163. (S1705).** Hepatobiliary Sequelae of COVID-19: Investigating Post-Infection Complications
- P1164. (S1706).** Exploring Liver Enzyme Levels as Markers of Liver Disease in Type 2 Diabetes Mellitus: Findings From West India
- P1165. (S1707).** Two Decades on: What Has Changed in Liver Transplantation in the Twenty First Century
- P1166. (S1708).** Machine Learning Prognostic Models Compared With the MELD and MELD-Na Scores for Prediction of 90-Day Mortality in Liver Diseases: A Systematic Review and Meta-Analysis
- P1167. (S1709).** The Role of Hypoxic Liver Injury as an Independent Predictor of Mortality in Patients With ST Elevated Myocardial Infarction: A Systematic Review and Meta-Analysis
- P1168. (S1710).** Evolving Patterns of Cirrhosis Etiology in the Era of Direct-Acting Antivirals on in a Predominately African American Population
- P1169. (S1711).** Identifying Readiness for HCV Treatment in Patients With Opioid Use Disorder: A Colocalization Opportunity
- P1170. (S1712).** Racial Disparity in Hepatitis C Clinical Trials in the United States: Trend Over Two-Decades
- P1171. (S1713).** Disparity between waitlist and recipient status for Liver Transplantation on the basis of Insurance Status and Race Using Organ Procurement and Transplantation Network Data
- P1172. (S1714).** Utilization and Outcomes of Extracorporeal Membrane Oxygenation in Patients With Cirrhosis
- P1173. (S1715).** Differences in Diagnosis and Severity of Primary Biliary Cholangitis Across Asian Subcontinents
- P1174. (S1716).** Incidence of Hepatic Encephalopathy in Patients Treated With Terlipressin for Hepatorenal Syndrome
- P1175. (S1717).** The Role of SGLT2 Inhibitor in the Treatment of Non-Alcoholic Fatty Liver Disease: A Meta-Analysis
- P1176. (S1718).** Comparing Race and Ethnicity Representation of Metabolic Dysfunction-Associated Steatotic Liver Disease (MASLD) in U.S. Clinical Trials to National Hospitalization Database (HCUP-NIS)
- P1177. (S1719).** Evaluating the Impact of Melatonin Administration in Patients With Metabolic-Associated Steatotic Liver Disease (MASLD): A Systematic Review and Meta-Analysis
- P1178. (S1720).** Evaluating and Improving the Use of Nutritional Interventions in Hospitalized Patients With Cirrhosis: A Quality Improvement Project.
- P1179. (S1721).** Evaluating the Impact of Cenicriviroc in Metabolic Dysfunction-Associated Steatohepatitis (MASH): A Systematic Review
- P1180. (S1722).** HepCheck - Quality Improvement Project to Improve Outpatient Hepatitis C Screening

POSTER PRESENTATIONS

SUNDAY, OCTOBER 27, 3:30 PM - 7:00 PM

P1181. (S1723). Prognostic Role of Fibrinogen - Albumin Ratio in Patients with Hepatocellular Carcinoma: A Systematic Review and Meta-Analysis

P1182. (S1724). Risk of Hepatotoxicity With Long-Term Methotrexate Use: A Systematic Review and Meta-Analysis

P1183. (S1725). Endoscopic Retrograde Cholangiopancreatography (ERCP) in Patients With Liver Cirrhosis: National Inpatient Study of Prevalence and Outcomes

P1184. (S1726). Trends in Surgical Volume and Procedure Type Among Patients with Cirrhosis: A Veterans Affairs Study

P1185. (S1727). A Collaborative Effort: Screening and Treatment Opportunity Project for Hepatitis C Elimination in Ghana

P1186. (S1728). Palliative Care Utilization Patterns in Hepatocholangiocarcinoma

P1187. (S1729). Exploring the Limits: Minimizing Immunosuppression and Its Adverse Effects

P1188. (S1730). Machine Learning Differentiation of Pediatric NAFLD and Adult NASH Using Couinaud Liver PDFF Maps

P1189. (S1731). Outcomes of Hospitalized Patients With Ascites Based on Their Ascites Fluid Protein Level

P1190. (S1732). Intersecting Paths of Osteoarthritis and Metabolic-Associated Steatotic Liver Disease

P1191. (S1733). Palliative Care in Alcoholic Hepatitis: A Nationwide Study of Predictors, Readmission, and Overtime Trends

P1192. (S1734). Understanding the Role of Obesity in Alcoholic Hepatitis: Findings from a National Cohort

P1193. (S1735). Abdominal Compartment Syndrome in Decompensated Cirrhosis: Findings from a National Cohort

P1194. (S1736). High Rates of Sustained Virologic Response (SVR) in HCV-Infected Patients With Hepatocellular Carcinoma (HCC)

P1195. (S1737). Outcomes of Sepsis in Liver Transplant Recipients: Insights From the National Inpatient Sample Database

P1196. (S1738). Outcomes of Alcohol Withdrawal in Patients With Liver Cirrhosis: NIS 2020-2021

P1197. (S1739). Impact of COVID-19 on Hospitalized Patients With and Without Liver Cirrhosis: Analysis of National Inpatient Sample 2020-2021

P1198. (S1740). Project Hep-Care: A Community Outreach Initiative and a Single-center Quality Improvement Project

P1199. (S1741). Comparing Liver Morphology and Weight to Inferior Vena Cava Course and Diameter: A Cadaveric Study

P1200. (S1742). Incidence, Management, and Prognosis of Wilson's Disease

★ *Presidential Poster Award*

P1201. (S1743). Single Cell RNAseq Analysis of Renalase and ATP2B4 expression in Liver Pathology and Tissue Injury

P1202. (S1744). Assessing Educational Preferences to Improve Disparities in Liver Transplantation: A Pilot Study of HCC Patients

P1203. (S1745). Impact of Metabolic and Obesity Phenotypes on Outcomes in Patients With MASLD: Insights From National Inpatient Sample

P1204. (S1746). Efficacy of Bulevirtide in the Treatment of Chronic Hepatitis D Infection: A Systematic Review

P1205. (S1747). Prevalence of Steatotic Liver Disease (MASLD, MetALD, and ALD) in Post-Menopausal Women: NHANES 2017-2020

★ *Presidential Poster Award*

P1206. (S1748). Association of NAFLD With and Without Advanced Fibrosis With Fatal, Non-Fatal, and Combined Cardiovascular Events: A Systematic Review and Meta-Analysis

P1207. (S1749). Hepatitis D Infection in Patients With Chronic Hepatitis B at a Single Veterans Affairs Medical Center

P1208. (S1750). Limited Success of Point-of-Care Screening for Metabolic Dysfunction-Associated Steatotic Liver Disease (MASLD) Related Fibrosis Using FIB-4/Transient Elastography in a Weight Management/Diabetes Clinic

P1209. (S1751). Advanced Liver Disease Detected by Abdominal Imaging Does Not Lead to Linkage to Care in Hepatology Clinics or Uptake of Hepatocellular Carcinoma Screening in an Urban Center

P1210. (S1752). Predictors of Multidrug-Resistant Bacterial Infections at Admission in Patients with Cirrhosis: Results From a Resource-Constrained Setting

P1211. (S1753). The Catch Up: Improving Hepatitis B Screening and Vaccination Rates Among High-Risk Ethnic Minorities

★ *Presidential Poster Award*

P1212. (S1754). Association of Hemolytic Anemia With Hepatitis B: A Comprehensive Analysis of Risk Factors, Morbidity, and Mortality Using National Inpatient Sample Data (2016-2019)

P1213. (S1755). Lipid Lowering Therapies and Primary Sclerosing Cholangitis: A Mendelian Randomization Study

★ *Presidential Poster Award*

P1214. (S1756). Coffee Consumption and Primary Sclerosing Cholangitis: A Mendelian Randomization Study

P1215. (S1757). Bedside Assessment of Sarcopenia in Hospitalised Patients with Liver Cirrhosis

P1216. (S1758). Impact of the Weekend Effect on the Outcomes of Patients With Hepatic Failure. A United States Nationwide Analysis

P1217. (S1759). Diagnostic Performance of The Fibrosis-4 Index and Nonalcoholic Fatty Liver Disease Fibrosis Score for Evaluating Advanced Fibrosis in Diabetics With Normal Alanine Transaminase and Aspartate Aminotransferase

P1218. (S1760). Trends in Incidence of Hepatocellular Carcinoma From 2000 to 2020: A SEER-Based Analysis

★ *Presidential Poster Award*

P1219. (S1761). Virtual Reality Application in Hospitalized Patients With Decompensated Cirrhosis: A Feasibility Pilot Study

P1220. (S1762). Trends and Outcomes of Liver Transplant in Patients with Alcohol-Associated Liver Cirrhosis Versus Non-Alcohol Associated Liver Cirrhosis: A Nationwide Study

P1221. (S1763). Intrahepatic Cholangiocarcinoma Treated With Liver Transplantation: Long Term Outcomes From a Single Transplant Center

P1222. (S1764). Risk Factors, Clinical Presentation and Non-Invasive Liver Fibrosis Tests for Advanced Liver Fibrosis in Biopsy Diagnosed Metabolic Dysfunction-Associated Steatotic Liver Disease or Steatohepatitis

P1223. (S1765). Utility of Ultrasonographic Two Dimensional Measurement of Spleen in the Assessment of Clinically Significant Portal Hypertension by Comparing Several Non-invasive Fibrosis Tests (NIFTs) or Models

P1224. (S1766). Speaking the Patient's Language: Multilingual Approaches for Chronic Liver Disease Applications

P1225. (S1767). Serum Ammonia as a Non-Invasive Marker of Esophageal Varices. A Systematic Review and Meta-Analysis

P1226. (S1768). The Efficacy of GLP-1 Agonists in the Management of MASH in an Appalachian Cohort

POSTER PRESENTATIONS

SUNDAY, OCTOBER 27, 3:30 PM - 7:00 PM

POSTERS
SUNDAY

P1227. (S1769). Evaluating the Effects of Hepatitis C Treatment With Direct-Acting Antivirals on Glycemic Control in Patients With Diabetes Mellitus

P1228. (S1770). Comparing FibroScan at Two Rib Spaces With Liver Histology for Accurate Fibrosis Staging in MASLD Patients

P1229. (S1771). Trends in Mortality Due to Esophageal Varices in Liver Disease Patients Aged 25 and Older in the United States: Insights from the CDC WONDER Database

P1230. (S1772). Ustekinumab Therapy Is Associated with Biochemical Response in Patients with Primary Sclerosing Cholangitis and Inflammatory Bowel Disease

P1231. (S1773). The Role of Sex in the Efficacy of Radical Surgical Resection of Hepatocellular Carcinoma: A Retrospective Analysis of the Surveillance Epidemiology and End Results Database

P1232. (S1774). Associations Between Disorders of Gut-Brain Interaction, Metabolic Dysfunction-Associated Steatotic Liver Disease, and Abdominal Pain: A Single-Center Retrospective Study

P1233. (S1775). Bone Metastasis of Hepatocellular Carcinoma: A Systematic Review on Presentation and Treatment Modalities

P1234. (S1776). Demographics and serologic data of a group of IgG4-related hepatobiliary disease patients

P1235. (S1777). Making The Cut: A Retrospective Analysis of Patients with Metabolic-Associated Fatty Liver Disease/Metabolic-Associated Steatohepatitis (MAFLD/MASH) Who Have Undergone Bariatric Surgery

P1236. (S1778). Current Recommendations on Etiological Testing in Liver Cirrhosis: Is It Time for a Stepwise Approach?

P1237. (S1779). Demographics and Outcomes of Acute Liver Failure with Liver Transplantation in the United States.

P1238. (S1780). Exercise in Metabolic Dysfunction-Associated Steatotic Liver Disease (MASLD) is Associated With Better Metabolic Profile and Higher Scores for Patient Reported Outcomes (PROs): Data From the Global NASH/MASH Registry

P1239. (S1781). Clinical and Demographic Disparities in Patients With Overlapping Autoimmune Hepatitis and Systemic Lupus Erythematosus: A Comprehensive Nationwide Study

P1240. (S1782). Intersectional Outcomes in Autoimmune Hepatitis: A Five-Year Cross-Sectional Study, Using NIS, on the Interplay of Gender and Race in AIH and Co-Occurring Rheumatoid Arthritis

P1241. (S1783). Improving Adherence to Quality Metrics in Cirrhosis Care at a Tertiary Care Center: A Quality Improvement Project

P1242. (S1784). Improving the Screening and Management of Underserved Patients With Risk Factors for Metabolic Dysfunction-Associated Steatotic Liver Disease (MASLD) in the Primary Care Setting

P1243. (S1785). Efficacy of Mycophenolate Mofetil vs Standard Therapy for the Treatment of Autoimmune Hepatitis: An Updated Meta-Analysis

★ *Presidential Poster Award*

P1244. (S1786). Comparing the Effects of Carvedilol and Metoprolol on Patients With Cardiovascular Disease and MASLD

P1245. (S1787). Improving Hepatitis B Screening Using EMR Hard-Stop Across Health System Enterprise

★ *Presidential Poster Award*

P1246. (S1788). Prior Overt Hepatic Encephalopathy and Diagnosis of Minimal HE Significantly Adds to Risk Prediction for MELD3.0 in Patients With Cirrhosis

P1247. (S1789). Incidence and Survival Outcomes of Hepatocellular Carcinoma in the United States From 2000 to 2021

P1248. (S1790). FIB-4 Reporting in EHR Impacts Liver Clinic Referrals of Patients With Diabetes

P1249. (S1791). Comparing Outcomes and Associations in HCC-Related Portal Vein Thrombosis With Non-Malignant Portal Vein Thrombosis: A 5-Year National Inpatient Sample Study

P1250. (S1792). Adverse 30-Day Readmission Outcomes Among Patients Diagnosed with AIH-PBC Overlap Syndrome Compared with AIH Alone

P1251. (S1793). Clinical and Socio-Demographic Predictors of 30-Day Readmissions in Patients With Non-Malignant Portal Vein Thrombosis

P1252. (S1794). Low- vs High-Intensity Statin Therapy and its Association on Liver Function in Patients With Cirrhosis and Coronary Artery Disease

P1253. (S1795). Rifaximin and Lactulose vs Rifaximin and Miralax Therapy in Preventing Hepatic Encephalopathy: A Comparative Analysis

P1254. (S1796). Integration of Palliative Care for Liver Transplant Evaluation in a Tertiary Care Transplant Center - A Quality Improvement Project

P1255. (S1797). Thrombotic Events in MASLD Cirrhosis Versus Cirrhosis of Other Etiologies: A National Inpatient Sample Population Study

P1256. (S1798). The Role of Income on the Efficacy of Therapy for Hepatocellular Carcinoma: A Retrospective Analysis of the Surveillance Epidemiology and End Results Database

P1257. (S1799). Inadequate Evaluation and Treatment of Alcohol Use Disorder in Patients With Alcoholic Hepatitis: A Single-Center Retrospective Study

P1258. (S1800). Morbidity and Mortality of Cirrhotic Patients on Apixaban and Rivaroxaban in a Community Safety Net Hospital

P1259. (S1801). Sarcopenia and Pre- and Post-Liver Transplantation Mortality in Cirrhosis From Metabolic Dysfunction-Associated Steatotic Liver Disease

LIVER

Clinical Vignettes/Case Reports

P1260. (S4156). A Decade-Long Search: Progressive Familial Intrahepatic Cholestasis in a Young Adult

P1261. (S4157). Now You See Me, Now You Don't: Spontaneous Remission of HCC

P1262. (S4158). Taking it to Heart: Hypothyroid Hepatopathy

P1263. (S4159). Dilly-Dallying with DILI: A Case of Recurrent Amoxicillin-Clavulanic Acid-Induced Hepatitis

P1264. (S4160). HIV - Related Hepatic Burkitt's Lymphoma Presenting as Epigastric Pain and Complicated by Hemophagocytic Lymphohistiocytosis

P1265. (S4161). A Rare Case of Postpartum Acute Fatty Liver of Pregnancy

P1266. (S4162). Severe Drug-Induced Liver Injury Due to Testolone, A Selective Androgen Receptor Modulator

P1267. (S4163). Isolated Polycystic Liver Disease Requiring Transplant- A Rare Indication for MELD Exception

★ *Presidential Poster Award*

NOTE: All accepted abstracts will appear in the Supplement to the October 2024 issue of the *AJG*. The supplement IDs are listed in parentheses after the poster ID.

POSTER PRESENTATIONS

SUNDAY, OCTOBER 27, 3:30 PM - 7:00 PM

P1268. (S4164). Uncommon presentation of a rare disease; Hepatocellular Carcinoma in an Adult with Alagille Syndrome

P1269. (S4165). Echinococcus granulosus Hydatid Liver Cyst Showing the Characteristic Water Lily Sign

P1270. (S4166). Cerebral Edema and Super-Refractory Status Epilepticus After TIPS Revision

P1271. (S4167). Incarcerated Ventral Hernia Following TIPS Procedure in a Non-Cirrhotic Patient With Portal Hypertension

P1272. (S4168). Recognizing Zieve's Syndrome: Can we Increase the Awareness Among Physicians?

P1273. (S4169). Noncirrhotic Portal Hypertension: A Rare Complication of Oxaliplatin-Based Chemotherapy

P1274. (S4170). Menorrhagia Secondary to Uterovaginal Varices

P1275. (S4171). Potential Complications With Robotic-Assisted Hepatectomy and Liver Transplant

P1276. (S4172). Resolution of Portal Hypertension in Cystic Fibrosis Liver Disease After Start of CFTR Modulator: A Case Report

P1277. (S4173). Liver Transplantation After Successful Downstaging of Multifocal Hepatocellular Carcinoma With Marked AFP Elevation Using Interventional Immuno-oncology

★ *ACG Case Reports Journal Award*

★ *Presidential Poster Award*

P1278. (S4174). Hepatic Actinomycosis With Liver Abscess and Septic Pylephlebitis due to Actinomyces odontolyticus

P1279. (S4175). A Curious Case of Chylous Ascites

P1280. (S4176). Hyperammonemia Syndrome After Combined Liver-Kidney Transplantation

P1281. (S4177). Unveiling the Mystery of Veins: A Unique Combination of Portal and Inferior Mesenteric Venous Thrombosis

P1282. (S4178). Unveiling the Enigmatic Interplay: Malnutrition Masquerading as H63D Heterozygosity in Hereditary Hemochromatosis

P1283. (S4179). Decompensated Cirrhosis Unmasked: An Uncommon Presentation of Hepatic Hydrothorax

P1284. (S4180). A Challenging Diagnosis of a Liver Mass: Inflammatory Pseudotumor of the Liver

P1285. (S4181). A Challenging Diagnosis of Hepatosplenic T-cell Lymphoma

P1286. (S4182). Hepatic Havoc: Fulminant Liver Failure Due to Disseminated HSV-2 During Pregnancy

P1287. (S4183). Lost Code, Liver Load: Navigating Hepatic Involvement in 17q12 Microdeletion Syndrome

P1288. (S4184). Labetalol and the Liver: A Rare Postpartum Encounter With Drug-Induced Liver Injury

P1289. (S4185). A Case of Primary Hepatic Sarcoidosis

P1290. (S4186). Alcohol-Associated Hepatitis and Concurrent Non-Immune Hemolytic Anemia

P1291. (S4187). Pyogenic Liver Abscess due to Streptococcus intermedius in the Setting of Metastatic Colorectal Cancer

P1292. (S4188). A Rare Case of Acute Promyelocytic Leukemia Following Simultaneous Liver-Kidney Transplantation

P1293. (S4189). ALF Secondary to DILI With Concurrent Acute HCV

P1294. (S4190). A Case Report of Drug-Induced Liver Injury From Norethindrone Acetate

P1295. (S4191). Hepatic Sarcoidosis Presenting With Abdominal Pain: A Comparison of a Rare Extrahepatic Disease Manifestation

P1296. (S4192). Fibrolamellar Hepatocellular Carcinoma: A Case Report

P1297. (S4193). Liver Transplantation for Massive Polycystic Liver Disease

P1298. (S4194). De Novo HBV Infection in a Liver Transplant Recipient Necessitating Re-Transplantation

P1299. (S4195). Splenic Marginal Zone Lymphoma in a Patient With Untreated Hepatitis C: A Case Report

P1300. (S4196). Autoimmune Hepatitis Uncovered Following Locally Acquired Dengue Infection

P1301. (S4197). Behind the Barr: A Case of Acute EBV Hepatitis and Literature Review

P1302. (S4198). Don't Be Shocked! A Case of Fulminant Vibrio Vulnificus Septicemia in a Cirrhotic Patient

P1303. (S4199). Wilson Disease With Incidental Presentation Through Chronically Elevated Liver Enzymes

P1304. (S4200). A Rare Cause of Transaminitis in CLL: Post-Infantile Giant Cell Hepatitis

P1305. (S4201). Unveiling Mycobacterium Avium Intracellulare: Sepsis and Surging ALP

P1306. (S4202). Unravelling the Puzzle: The Role of Transjugular Liver Biopsy in Hemophagocytic Syndrome with Liver involvement

P1307. (S4203). COVID-19 and Extra-Pulmonary Manifestations: A Case Study of Marked Severe Hepatic Enzyme Elevation in the Absence of Respiratory Symptoms

P1308. (S4204). Metastatic Gastrointestinal Stromal Tumor Presenting as a Massive Multiloculated Liver Cyst: An Uncommon and Potentially Life-Threatening Condition

P1309. (S4205). From Nodules to Neoplasms: The Diagnostic Odyssey of Hepatic Epithelioid Hemangioendothelioma (HEHE)

P1310. (S4206). Navigating Diagnostic Challenges in Hemophagocytic Lymphohistiocytosis: A Complex Clinical Presentation

P1311. (S4207). Diabetic Hepatosclerosis: An Emerging Cause of Portal Hypertension

P1312. (S4208). Hepatic Pressure Mapping: Novel Utility of VExUS Scoring System

P1313. (S4209). Umbilical Waterfalls: A Rare Case Report

P1314. (S4210). Beaver Tail Liver: A Case Report on a Variant in Hepatic Morphology

P1315. (S4211). A Case Report of Budd-Chiari Malformation Leading to Acute Liver Failure

P1316. (S4212). Unveiling Liver Cirrhosis: A Case Study of Portal Hypertensive Colopathy in Guatemala C.A.

P1317. (S4213). Challenges in Managing Primary Sclerosing Cholangitis-Autoimmune Hepatitis Overlap Syndrome in Guatemala C.A.: A Case Study of Progressive Liver Disease Amidst Limited Access to Transplant Services

P1318. (S4214). Stealthy Onset: Unveiling Infiltrative Hepatocellular Carcinoma via Elevated Alkaline Phosphatase

P1319. (S4215). Defibrotide and Plasmapheresis to Treat Hepatic Sinusoidal Obstruction Syndrome in a Patient with Acute Lymphoblastic Leukemia on PEG-Asparaginase

NOTE: All accepted abstracts will appear in the Supplement to the October 2024 issue of the *AJG*. The supplement IDs are listed in parentheses after the poster ID.

POSTER PRESENTATIONS

SUNDAY, OCTOBER 27, 3:30 PM - 7:00 PM

POSTERS
SUNDAY

- P1320. (S4216).** Isolated Decompensated Cirrhosis Secondary to PiZZ Alpha-1 Antitrypsin Deficiency
- P1321. (S4217).** Von Meyenburg Complexes: Unraveling the Mystery of Biliary Microhamartomas
- P1322. (S4218).** Surgical Intervention for Symptomatic Giant Hepatic Hemangioma: A Case Report
- P1323. (S4219).** Acute Liver Failure in Anorexia Nervosa: A Case of Severe Transaminitis and Multiorgan Dysfunction
- P1324. (S4220).** Navigating Complexities: A Detailed Case Study of Metastatic Malignant Melanoma
- P1325. (S4221).** The Unseen Catalyst: Malaria's Role in Escalating Sickle Cell Disease to Liver Transplantation
- P1326. (S4222).** Rare Case of Post-Infantile Giant Cell Hepatitis Induced by Testosterone Supplements
- P1327. (S4223).** Hepatocellular Carcinoma in Disguise: A Rare Case of Hepatocellular Carcinoma Metastasis to the Sigmoid Colon Presenting as Intussusception
- P1328. (S4224).** Type 2 Idiopathic Adult Ductopenia in a Male with Decompensated Biliary Cirrhosis - An Etiological Conundrum
- P1329. (S4225).** SARS-CoV-2 Induced Variceal Bleeding in Patient With Chronic Portal Vein Thrombosis
- P1330. (S4226).** Plasma Cell-Rich Acute Rejection vs Autoimmune Hepatitis in Post-Liver Transplantation
- P1331. (S4227).** Peritoneal Tuberculosis: An Elusive and Exceedingly Difficult Diagnosis
- P1332. (S4228).** To Be or Not to Be? Segmental Atrophy of the Liver Disguised as Malignancy
- P1333. (S4229).** Diffuse Hepatic Hemangiomas in the Rear View
- P1334. (S4230).** Double the Trouble: DILI and HAV Cause Significant Cholestatic Liver Injury
- P1335. (S4231).** Iatrogenic Mucosal Kaposi's Sarcoma in a Heart-Liver Transplant Recipient
- P1336. (S4232).** Hepatitis-Associated Aplastic Anemia: A Case Report
- P1337. (S4233).** A Rare Case of Fluid Overload-Associated Large B Cell Lymphoma in a Patient With Hepatitis C Cirrhosis
- P1338. (S4234).** Iron Sights: A Confused Presentation of Hemochromatosis
- P1339. (S4235).** A Rare Case of Oriental Cholangitis Also Known as Hong Kong Disease in the United States.
- P1340. (S4236).** Drug-Induced Granulomatous Hepatitis in Transplanted Liver
- P1341.** POSTER WITHDRAWN
- P1342. (S4238).** Ashwagandha's Effects on the Gastrointestinal Tract: A Spectrum of Two Different Presentations
- P1343. (S4239).** TIPS: A Potential Strategy to the Rescue of Portal Hypertensive Biliopathy
- P1344. (S4240).** Nutrafol's Hair Gains and Liver Strains
- P1345. (S4241).** Attack of the Maca: Drug-Induced Liver Injury Secondary to Lepidium meyenii
- P1346. (S4242).** The Uninvited Guest: Donor-Derived HSV Hepatitis
- P1347. (S4243).** Beyond the Ordinary: Navigating a Rare Case of Hepatic Epithelioid Hemangioendothelioma
- P1348. (S4244).** Acute Hepatocellular Injury Induced by Pre-Workout Supplements
- P1349. (S4245).** Elevated CA 19-9 in Alcoholic Hepatitis: Exploring Benign Causes and Clinical Implications
- P1350. (S4246).** An Uncommon Hepatic Presentation of Typhoid Fever in an Uncommon Region
- P1351. (S4247).** Benign Biliary Injury Mimicking Hepatobiliary Malignancy or Hepatobiliary Pseudotumor
- P1352. (S4248).** Recurrent Hepatic Encephalopathy in an Adult Without Chronic Liver Disease
- P1353. (S4249).** Liver Cirrhosis Unveiling a Rare Cause: Budd-Chiari Syndrome That Should Not be Missed
- P1354. (S4250).** What's the Real Cause of Hepatitis? - Brevundimonas vesicularis Bacteremia or Chronic Hepatitis B or Anti-Smooth Muscle Antibody or Multifactorial
- P1355. (S4251).** A Rare Case of Spontaneous Regression of Hepatocellular Carcinoma
★ *Presidential Poster Award*
- P1356. (S4252).** Fatal Fulminant Hepatitis Secondary to Isoniazid Monotherapy for Treatment of Latent Tuberculosis: A Case Report and Literature Review
- P1357. (S4253).** New Onset Autoimmune Hepatitis in a First Trimester Multigravida
- P1358. (S4254).** De Novo Hepatocellular Carcinoma in Recurrent Primary Sclerosing Cholangitis Post-Liver Transplant
- P1359. (S4255).** Hepatic Sarcoidosis: A Rare Symptomatic Case of Isolated Hepatic Sarcoidosis
- P1360. (S4256).** Abdomen Full of Cysts: A Rare Case of Asymptomatic Isolated Polycystic Liver Disease
- P1361. (S4257).** Portal Vein Thrombosis in the Setting of MTHFR Mutation Despite Full Anticoagulation on Apixaban (Eliquis)
- P1362. (S4258).** Exceptional Response of Advanced Hepatocellular Carcinoma to Sorafenib: A Case for Personalized Medicine?
- P1363. (S4259).** A Case of Herpes Simplex Virus Hepatitis in Patient With SLE on Belimumab
- P1364. (S4260).** A Curious Case of Variceal Bleeding
- P1365. (S4261).** Risankizumab-Associated Idiosyncratic Drug-Induced Liver Injury
- P1366. (S4262).** Progression of MASLD to Cirrhosis Secondary to Prolonged Severe Hypothyroidism
- P1367. (S4263).** Budd-Chiari Plus a Friend - A Case of Chronic Budd Chiari Syndrome and Simultaneous Superior Mesenteric Vein Thrombus
- P1368. (S4264).** Rare Case of Splenic Artery Steal Syndrome Resulting in Persistent Ascites in a Patient Post-Liver Transplant
- P1369. (S4265).** A Case Report of Late Onset Acute Post Transplant Liver Rejection Refractory to Treatment
- P1370. (S4266).** Diagnosing Hepatic Sarcoidosis: An Uncommon Presentation of Sarcoidosis
- P1371. (S4267).** Wilson's Disease: The Complexity in Diagnosis
- P1372. (S4268).** Neuro-Cryoglobulinemic Vasculitis After Hepatitis C Treatment and Sustained Viral Response
- P1373. (S4269).** A K(NAC)K for DILI
- P1374. (S4270).** A Rare Case of Hepatocellular Carcinoma in the Duodenum Eight Years After Liver Transplantation
- P1375. (S4271).** Autoimmune Cholangitis: A Rare Case of Silent Liver Cirrhosis

POSTER PRESENTATIONS

SUNDAY, OCTOBER 27, 3:30 PM - 7:00 PM

- P1376. (S4272).** A Rare Case of Spontaneous Bacterial Peritonitis in a Patient With Heart Failure and Alcohol-Associated Liver Disease
- P1377. (S4273).** A Case Report of Synchronous Dual Primary Malignancies: Diffuse Large B Cell Lymphoma and Hepatocellular Carcinoma
- P1378. (S4274).** Treatment Dilemma in Autoimmune Hepatitis With Concomitant Hepatitis B/D Infection
- P1379. (S4275).** Triple Risk Factors for Budd-Chiari Syndrome
- P1380. (S4276).** Pembrolizumab-Induced Hepatitis B Virus Resurgence Specifically in Asian Americans and Pacific Islanders
- P1381. (S4277).** A New Genetic Variant for Intrahepatic Cholestasis of Pregnancy
- P1382. (S4278).** Questioning Assumptions: Non-Cirrhotic Portal Hypertension
- P1383. (S4279).** Better Late Than Never: A Case of Acute Hepatitis Unveils a Two Decade Undiagnosed Case of Hemophagocytic Lymphohistiocytosis
- P1384. (S4280).** Multiple Liver Masses in a Young Woman With HIV
- P1385. (S4281).** Acute Hepatic Sequestration Crisis in Sickle Cell Disease: A Case Report
- P1386. (S4282).** Recurrent Epstein Barr Virus Hepatitis in an Immunocompetent Individual
- P1387. (S4283).** Blood Product Administration and Sodium Homeostasis in the Peri-Operative Liver Transplant Period
- P1388. (S4284).** Sequential AIH-PBC Overlap Syndrome: Decompensated Primary Biliary Cholangitis Secondary to De-Novo Autoimmune Hepatitis
- P1389. (S4285).** Diabetic ketoacidosis as a first presentation of hepatogenic diabetes
- P1390. (S4286).** Hepatocellular Injury From Cyst Compression in Polycystic Kidney Disease
- P1391. (S4287).** Pylephlebitis as the Cause of Fulminant Hepatic Failure in a Young Patient
- P1392. (S4288).** Navigating Treatment Priorities: A Case of Concurrent Hepatocellular Carcinoma with Retroperitoneal Malignant Peripheral Nerve Sheath Tumor
- P1393. (S4289).** Unexpected Diagnosis of Primary Hepatic Leiomyosarcoma
- P1394. (S4290).** Spontaneous Rupture of Pectoralis Muscle Causing Liver Failure
- P1395. (S4291).** Statin-Induced Rhabdomyolysis After TIPS
- P1396. (S4292).** Bile Duct Ballet: Dancing With Von Meyenburg Complexes and LFT Riddles
- P1397. (S4293).** From GERD to Emergency: The Hidden Peril of Spontaneous Liver Laceration
- P1398. (S4294).** Autoimmune Hepatitis Masqueraded by Cholelithiasis
- P1399. (S4295).** IVC Syndrome as a Cause of Refractory Shock in Patient With Colorectal Liver Metastasis - Case Report
- P1400. (S4296).** Oxaliplatin-Induced Non-Cirrhotic Portal Hypertension
- P1401. (S4297).** A Rare Sporo-Tricks Post Liver Transplant
- P1402. (S4298).** Complications Associated With Intraperitoneal Fibrinolytic Therapy in Decompensated Cirrhosis Complicated by Infected Loculated Ascites
- P1403. (S4299).** A Clinical Puzzle: A Case of Vanishing Bile Duct Syndrome
- P1404. (S4300).** The First Documented Case of Ileocolic Anastomotic Varices
- P1405. (S4301).** Duloxetine Dilemma: Unmasking the Hidden Threat of Liver Injury
- P1406. (S4302).** A Rare Case of Symptomatic Acute Superior Mesenteric Vein and Splenic Vein Thromboses Managed With Urgent TIPS and Thrombolysis
- P1407. (S4303).** Mysterious Recurrent Ascites Leads to Rare Finding
- P1408. (S4304).** Cholangitis Lenta and Giant Cell Hepatitis: A Unique Coexistence
- P1409. (S4305).** ALECT2: A Rare Case of Hepatic Amyloidosis
- P1410. (S4306).** A Rare Case of Hepatorenal Syndrome in the Setting of a TIPS
- P1411. (S4307).** Take Your Vitamins! C is for Cirrhosis
- P1412. (S4308).** Unmasking Zieve Syndrome: A Rare Triad in Alcohol Abuse
- P1413. (S4309).** Khat-Associated Liver Injury in Yemeni Male With Hepatic Steatosis
- P1414. (S4310).** Thiamine Terminated Mechanical Ventilation in Hepatic Encephalopathy
- P1415. (S4311).** Hepatitis C Infection and Non-Hodgkin's Lymphoma: A Case Report and Literature Review
- P1416. (S4312).** Unveiling Silent Infiltration: A Case Study of Jaundice and Breast Cancer
- P1417. (S4313).** CA 19-9 Elevation in a Benign Hepatic Cyst
- P1418. (S4314).** Drug-Induced Autoimmune-Like Hepatitis Secondary to Atorvastatin: A Diagnostic Dilemma
- P1419. (S4315).** Concurrent Streptococcus Anginosus Liver Abscess and Portal Vein Thrombosis: A Rare Case Successfully Managed With Antibiotics and Anticoagulation
- P1420. (S4316).** Possible Case Of Hereditary Hemochromatosis Overshadowed By Hepatic Sarcoidosis
- P1421. (S4317).** Importance of Early Recognition and Treatment of Impending Umbilical Hernia Rupture
- P1422. (S4318).** Portal Hypertension Due to Chronic Hepatic Schistosomiasis (Bilharzia) in a Frequent Traveler from the United States to Sudan
- P1423. (S4319).** A Case of Isolated Hepatic Artery Thrombosis in a Non-Transplant Patient
- P1424. (S4320).** The Last Resort: A Case of Relapsing Autoimmune Hepatitis Responsive to Cyclophosphamide Salvage Therapy
- P1425. (S4321).** An Unusual Case of Iron Deficiency Anemia
- P1426. (S4322).** A Rare Case of Acute Liver Injury From NK/T-Cell Lymphoma-Associated Hemophagocytic Lymphohistiocytosis
- P1427. (S4323).** Revealing Marginal Zone Lymphoma: Elevated AFP Levels as a Clue: A Case Report
- P1428. (S4324).** Gallbladder, Liver, or Infection?: A Case of an Atypical Autoimmune Hepatitis Presentation
- P1429. (S4325).** Silent MASH: A Case of Metabolic Dysfunction-Associated Steatohepatitis (MASH) with Normal Aminotransferases
- P1430. (S4326).** A Subhepatic Abscess Due to Dropped Gallstone Diagnosed in the Outpatient Gastroenterology Clinic
- P1431. (S4327).** Drug-Induced Liver Injury: A Case of Amoxicillin-Clavulanate-Induced Liver Injury
- P1432. (S4328).** Hepatocellular Adenoma Presenting With Concomitant Rupture and Hepatocellular Carcinoma

POSTER PRESENTATIONS

SUNDAY, OCTOBER 27, 3:30 PM - 7:00 PM

POSTERS
SUNDAY

P1433. (S4329). Obliterative Portal Venopathy: A Case of Non-Cirrhotic Variceal Bleed

P1434. (S4330). An Atypical Case of Ketamine-Induced Hepatocellular Liver Injury

P1435. POSTER WITHDRAWN

OBESITY

Standard Study

P1436. (S2064). Perioperative Outcomes of Liver Transplantation in Patients With Prior Bariatric Surgery: A Nationwide Analysis

P1437. (S2065). GLP-1 Agonist Use is Associated With Lower Incidence of GERD, Lower Use of PPIs and Does Not Complicate GERD in Patients With Obesity Who Undergo Sleeve Gastrectomy: A National Database Analysis

P1438. (S2066). Low Utilization of Nutrition Counselling Among Hospitalized US Patients with NAFLD – Insights from the National Inpatient Sample Database 2016-2020

P1439. (S2067). Impact of Bariatric Surgery on Cardiovascular Outcomes in Obese Patients With HFpEF: An NRD Propensity Score-Matched Analysis

P1440. (S2068). From Traditional to Innovative: Social Media Insights Into the Evolving Preferences for Endoscopic Bariatric Surgery

P1441. (S2069). The Interplay of Race, Obesity, and IBS: Understanding Complex Connections

P1442. (S2070). Ethnic Variations and Their Consequences: Ulcerative Colitis After Bariatric Procedures

P1443. (S2071). A Lack of Transparency in Demographics, Education Level and Socioeconomic Status of Participants in Randomized Control Trials for Surgical and Non-surgical Management of Obesity

P1444. (S2072). An Assessment of Demographic Representation in Obesity Management Randomized Control Trials: Using Participant to Disease Prevalence Representation Ratios

P1445. (S2073). Evaluating Women Leadership and Participation in Obesity Management Randomized Controlled Trials

P1446. (S2074). Establishing an Endobariatric Practice Within a Private Practice Model: Steps, Challenges, and Considerations

P1447. (S2075). Assessing PPI Administration Strategies to Minimize Marginal Ulceration Complications Following Roux-en-Y Gastric Bypass

P1448. (S2076). Trends in the Prescription of Weight Loss Medications in Patients With Obesity: A Nationwide Cross-Sectional Analysis, 1999-2018

P1449. (S2077). The Weight of the Future: Machine Learning Projections for Obesity Mortality in Young Americans (1999-2035)

★ *Presidential Poster Award*

P1450. (S2078). Trends in Malnutrition-Related Mortality in the United States, 1999-2020: An Epidemiological Analysis

P1451. (S2079). Long-Term Results of Endoscopic Sleeve Gastroplasty by Obesity Class

P1452. (S2080). Analysis of Provider Preferences for AI-Generated Responses to Anti-Obesity Treatments

P1453. (S2081). One Size Does Not Fit All: GLP Agonists Use for Weight Loss Among Gastroenterologists

P1454. (S2082). Assessing a Weight Loss Medication Workshop at a Military Treatment Facility

OBESITY

Clinical Vignettes/Case Reports

P1455. (S4685). Roux-en-Y Gastric Bypass Complicated by Obstruction-Like Symptoms: A Case Study

P1456. (S4686). Semaglutide's Hidden Perils: A Rare Case of Malnutrition and Wernicke Encephalopathy

P1457. (S4687). Intra-gastric Balloon-Induced Pancreatitis

P1458. (S4688). A Case of Severe Malnutrition Following Roux-en-Y Gastric Bypass Revision With Distalization

P1459. (S4689). Splenic Artery Thrombosis and Glucagon-like Peptide-1 (GLP-1) Agonist: Is There an Association?

PEDIATRICS

Standard Study

P1460. (S2123). EUS-Guided Drainage With LAMS in Pediatric Perirectal Abscesses: Indications, Outcomes, and Safety

P1461. (S2124). Which Serum Biomarker to Choose? Comparing Diagnostic Performance of ESR, CRP, NLR, & PLR for Pediatric Crohn's Disease

P1462. (S2125). Differences in Healthcare Utilizations Between Pediatric and Adult Inflammatory Bowel Disease: A National Inpatient Analysis

★ *Presidential Poster Award*

P1463. (S2126). GERD Outcomes in Pediatric Population With Obesity Who Received GLP-1 Agonist or Phentermine-Topiramate: A National Database Analysis

P1464. (S2127). Prenatal Exposure to Air Pollution and the Incidence of Pediatric Biliary Atresia: A Nationwide Longitudinal Cohort Study

P1465. (S2128). Factors Affecting Physical Activity Habits Among High School Students Grades 9-12: A Survey Study

P1466. (S2129). Metagenomic Analysis of Gut Microbiota in Phenylketonuria (PKU) Patients: A New Perspective From the Ecuadorian Population

★ *Presidential Poster Award*

P1467. (S2130). Comparison of Trans Umbilical Laparoscopic-Assisted Appendectomy (TULAA) vs Conventional Laparoscopic Appendectomy (CLA) In the Pediatric Population: A Systematic Review and Meta-Analysis

★ *Presidential Poster Award*

P1468. (S2131). Gastrointestinal Manifestations as an Indicator for Clinically Severe COVID-19

P1469. (S2132). Demographic and Geographic Variations in Fontan-Associated Liver Disease Among Pediatric Patients: A Nationwide Analysis

P1470. (S2133). Fast Disease Progression of Inflammatory Bowel Disease in Pediatric Patients That Require Surgery

P1471. (S2134). Safety and Efficacy of EUS-Guided Trans-Rectal Drainage of Deep Pelvic Abscesses in Children

P1472. (S2135). Prescription Patterns of Glucagon-Like Peptide-1 Receptor Agonists in the Pediatric Population

P1473. (S2136). A Comparative Single-Center Study of Clinical and Laboratory Characteristics of Infectious Mononucleosis in Young vs Older Pediatric Patients

POSTER PRESENTATIONS

SUNDAY, OCTOBER 27, 3:30 PM - 7:00 PM

PEDIATRICS

Clinical Vignettes/Case Reports

- P1474. (S4699).** Intermittent Vomiting in a Pediatric Patient: A Rare Case of Aberrant Left Subclavian Artery and Vascular Ring Anomaly
- P1475. (S4700).** Pancreatic Solid Pseudopapillary Neoplasm in an Adolescent Demonstrating Rare Spontaneous Regression
- P1476. (S4701).** Go-karting Injury Causing Pancreatic Duct Disruption
- P1477. (S4702).** Hepatomegaly and Recurrent Cholangitis in an Adolescent Male
- P1478. (S4703).** Enteric Duplication Cysts: An Overlooked Cause of Recurrent Pancreatitis
- P1479. (S4704).** Not Just a Pirate's Tale: Uncovering Scurvy in Modern Kids
- P1480. (S4705).** A Rare Cause of Encephalopathy: D-Lactic Acidosis in Short Bowel Syndrome
- P1481. (S4706).** A Rare Case of Overlapping Eosinophilic Granulomatosis With Polyangiitis and Crohn's Disease
- P1482. (S4707).** A Hidden Culprit: Rare Choledochocyst in a Child With Abdominal Pain
- P1483. (S4708).** CODE Brown: A Case of a Novel Variant of a DGATI Mutation Causing DIAR7
- P1484. (S4709).** Choledochoceles in a Pediatric Patient With Pancreaticobiliary Malfunction

PRACTICE MANAGEMENT

Standard Study

- P1485. (S2139).** Comparing the Readability of Online Patient-Targeted Gastroenterology Resources Through the American Gastroenterological Association and the Veterans Health Library
- P1486. (S2140).** A Cross-Sectional Study Assessing the Prevalence of Point-of-Care Abdominal Ultrasound Use Among Physicians
- P1487. (S2141).** Love Thy Neighbor? Exploring Gastroenterology Attitudes Towards Endometriosis Screening
- P1488. (S2142).** Who Is Signing Up? Disparities in MyChart Enrollment Within Pediatric and Adult Gastroenterology Outpatient Clinics
- P1489. (S2143).** Sentiment Shifts: Mapping the AI Adoption Curve in Gastroenterology
- P1490. (S2144).** Chatbots and Ethical Medical Practice: A Detailed Analysis of Chat GPT and Google GEMINI in Gastroenterology
- P1491. (S2145).** Evaluating Current Practices in Identifying CMV Infection in Patients Hospitalized With Inflammatory Bowel Disease Flares
- P1492. (S2146).** Gender Disparity in Academic Gastroenterology: A Bibliometric Analysis of High Impact Journals
- P1493. (S2147).** Assessing ChatGPT's Accuracy and Reliability in Providing Dietary Counseling for Common Gastrointestinal Conditions
- P1494. (S2148).** Assessment of ChatGPT-4's Efficacy in Providing Guideline-Directed Assistance to Residents and Fellows for Critical GI Conditions in Acute Settings
- P1495. (S2149).** Assessment of Lubiprostone as an Adjunct Therapy for Bowel Preparation in Colonoscopy: A Meta-Analysis of Randomized Controlled Trials

- P1496. (S2150).** Language AI Bots as Pioneers in Diagnosis? A Retrospective Analysis on Real-time Patients at a Tertiary Care Center
- P1497. (S2151).** A Novel Way of Presenting Physician Quality Data to Promote Benchmarking Success: The Physician Profile
- P1498. (S2152).** Understanding of Artificial Intelligence in Healthcare Among Gastroenterology Fellows and Early Career Gastroenterologists
- P1499. (S2153).** Gender and Regional Trends in Authorship of Clinical Trials Published in Leading Gastroenterology and Hepatology Journals From 2009 to 2024
- P1500. (S2154).** Impact of Long-Term Aspirin Use on Various Gastrointestinal Cancers: Insights from National Inpatient Sample
- P1501. (S2155).** Comparative Evaluation of Various Artificially Intelligent Chatbots for Management Recommendations of Common Gastroenterology Diseases
- P1502. (S2156).** Credit or Debit? Comparison of Upper Midwest Common Gastroenterology Procedures
- P1503. (S2157).** ACG Summer Scholars Program and fastPACE: Results of a Program Designed to Develop the Next Generation of Gastroenterology Physician Innovators
★ *Presidential Poster Award*
- P1504. (S2158).** A Head-to-Head Randomized Controlled Trial of Electronic Medical Record Text Messages vs Phone Call Reminders for Fecal Calprotectin Testing
★ *ACG Outstanding Research Award in the Practice Management Category (Trainee)*
★ *Presidential Poster Award*
- P1505. (S2159).** Time to Go Totally Green?: Assessing the Environmental Impact of A Printed Gastroenterology Journal in 2024
- P1506. (S2160).** Trend of Representation of Women in Gastroenterology, Hepatology, and Endoscopy Conferences in Asia
- P1507. (S2161).** A Standardized, Specialty-Specific Note Template Improves Inpatient Evaluation and Management Coding Capture
★ *ACG Outstanding Research Award in the Practice Management Category*
★ *Presidential Poster Award*
- P1508. (S2162).** GI Post-Procedure Note Implementation to Improve Communication Based on Endoscopic Findings
- P1509. (S2163).** Enhancing Provider Well-Being Through Smart Phrase Libraries: A Quality Improvement Project
- P1510. (S2164).** Analysis of Cost and Value Statements of Advanced Endoscopy Guidelines from 2011-2023: A Scoping Review
- P1511. (S2165).** Implementation of a Formal Mentorship Program in Gastroenterology Training
- P1512. (S2166).** The Burden of Digestive Diseases in Jordan: A Longitudinal Analysis of Global Burden of Disease Study, 1990-2021
- P1513. (S2167).** Longitudinal Analysis of Gastroenterology Fellowship Matches and Interdisciplinary Comparisons: 2007-2022
- P1514. (S2168).** Social Media Utilization Patterns Among Gastroenterology Fellowship Programs: Insights into Program Characteristics and Regional Variances
- P1515. (S2169).** Aspiration Precaution Order Set Implementation: Quality Improvement Project to Decrease Aspiration Events
- P1516. (S2170).** Strategic Recruitment for an Advanced Practice Provider Fellowship in Gastroenterology
- P1517. (S2171).** Optimizing Resident Consults to GI Service: An Examination in Consults That Result in One Note and Sign Off

POSTER PRESENTATIONS

SUNDAY, OCTOBER 27, 3:30 PM - 7:00 PM

POSTERS
SUNDAY

P1518. (S2172). Unveiling the Cost of Care: A Decadal Analysis of Emergency Department Visits and Hospital Billing Trends Using NEDS Database (2012 - 2021)

★ *Presidential Poster Award*

P1519. (S2173). Recruitment Support Project Results for Vision-Transformer Model Supported Retrospective Chart Reviews

P1520. (S2174). Suboptimal Adherence to The (CONSORT-AI) Extension Guideline Threatens Transparency and Reproducibility of Randomized Trials in Gastroenterology: A Systematic Review and Meta-Analysis

SMALL INTESTINE

P1521. (S2213). Safety and Tolerability of Once-Weekly Glucagon-Like Peptide-2 Analog Apraglutide in Patients With Short Bowel Syndrome and Intestinal Failure: Results From a Global, Phase 3, Randomized, Double-Blind Trial

★ *Presidential Poster Award*

P1522. (S2214). Should We Assess Bone Density After a Celiac Disease Diagnosis in Young Adults?

P1523. (S2215). Impact of Epidemiological and Tumor-related Factors on Survival Outcomes of Gastrointestinal Neuroendocrine Tumors: An Analysis of a Large Safety Net Hospital

P1524. (S2216). GLP-1 RAs Use is Associated with Lower Mortality and Improvement of Cardiovascular Outcomes in Patients with Celiac Disease and Obesity: A Multi-Center Analysis

P1525. (S2217). Development and Validation of a Portable Device for At-Home Hydrogen and Methane Breath Testing

P1526. (S2218). Predictors of Bowel Dysfunction and Recovery in Hospitalized Cancer Patients: Treatment and Outcomes

P1527. (S2219). The Association of Nutritional Status with Mortality in Geriatric Patients With Cancer - A 4.5-Year Prospective Study Using Validated Screening Tools

P1528. (S2220). Achieving Organoleptic Acceptability with Elemental Formula: A Prospective Single-Blind Comparative Study

★ *ACG Outstanding Research Award in the Small Intestine Category*

★ *Presidential Poster Award*

P1529. (S2221). Hereditary Alpha-Tryptasemia Can Coexist With Celiac Disease and Be Associated With Non-Responsive Disease

P1530. (S2222). Statewide Burden of Peptic Ulcer Disease in the United States and its Trend From 1990-2021: A Benchmarking Systematic Analysis for the Global Burden of Disease Study 2021

SMALL INTESTINE

Clinical Vignettes/Case Reports

P1531. (S4710). Refractory Celiac Crisis: Rare and Life Threatening Presentation of Hypovolemic Shock in Adult Onset Celiac Disease

P1532. (S4711). Unveiling a Hidden Culprit: The Intriguing Case of Terminal Ileal Fecalith Inducing Small Bowel Obstruction

P1533. (S4712). Duodenorenal Fistula Post-Lithotripsy: A Rare Complication

P1534. (S4713). Short Bowel Syndrome Resulting in Chronic D-Lactic Acidosis

P1535. (S4714). Small Bowel Angioedema Secondary to ACE Inhibitor

P1536. (S4715). Presentation of Celiac Disease after Prolonged Occupational Exposure to Glyphosate

P1537. (S4716). Lupus Enteritis: An Uncommon Presentation of Lupus Diagnosis

P1538. (S4717). Duodenal Ampullar Adenocarcinoma: A Case of a Young Female Requiring Pancreaticoduodenectomy (Whipple's Procedure)

P1539. (S4718). A Rare Case of Autoimmune Enteropathy After Thymectomy

P1540. (S4719). Intravenous Immunoglobulin (IVIG) for Chronic Norovirus

P1541. (S4720). Small Intestine Gastrointestinal Stromal Tumor Masquerading as Uterine Malignancy

P1542. (S4721). Small Bowel Obstruction Secondary to Retroperitoneal Fibrosis

P1543. (S4722). Unusual Presentation of Neuroendocrine Tumor Mimicking Inflammatory Bowel Disease

P1544. (S4723). A Deceptive Entity: Tumor in the Terminal Ileum With Bizarre Stromal Cells on Histology

P1545. (S4724). A Former Dancer Regains Some Balance by Avoiding Gluten

★ *Presidential Poster Award*

P1546. (S4725). A Case of Autoimmune Enteropathy Treated With Vedolizumab

P1547. (S4726). Perforated Closed Loop Obstruction Secondary to Adhesion in the Absence of Prior Abdominal surgery

P1548. (S4727). Unmasking the Uncommon: A Persistent Pursuit Leads to Whipple's Disease Diagnosis

P1549. (S4728). Glycemic Control to Gut Telescoping: Intussusception in a Patient on a GLP-1 Receptor Agonist

P1550. (S4729). Rosai-Dorfman Disease Presenting With Exclusively Gastrointestinal Symptoms

P1551. (S4730). Terminal Ileitis: A Case of Vibrio Cholera

P1552. (S4731). A "Fishy" Cause of Epigastric Pain

P1553. (S4732). An Unusual Presentation of Celiac Disease in an Adult as Celiac Crisis

P1554. (S4733). When Air Turns Harmful: A Consequence of Aerophagia in Clinical Case

P1555. (S4734). Complicated Duodenal Diverticulitis: A Case of Conservative Medical Management

P1556. (S4735). Empiric Treatment of Small Intestinal Bacterial Overgrowth in Patient With Systemic Sclerosis

P1557. (S4736). Do Steroids Treat Diarrhea? Yes! An Interesting Case of Indolent Intestinal T-Cell Lymphoma

P1558. (S4737). Coexistence of Intestinal Spirochetosis and Colorectal Cancer: Could the Coil Be Carcinogenic?

P1559. (S4738). Spontaneous in Hospital Duodenal Bulb Perforation in a Xylazine User

P1560. (S4739). Unmasking the Chameleon: A Case of Systemic Amyloidosis with Gastrointestinal and Cardiac Involvement

NOTE: All accepted abstracts will appear in the Supplement to the October 2024 issue of the *AJG*. The supplement IDs are listed in parentheses after the poster ID.

POSTER PRESENTATIONS

SUNDAY, OCTOBER 27, 3:30 PM - 7:00 PM

P1561. (S4740). A Case of Small and Large Bowel Ischemic Ulcerations in a Patient With Atypical Hemolytic Uremic Syndrome

P1562. (S4741). Distal Jejunal Metastatic Melanoma Presenting as Symptomatic Anemia

P1563. (S4742). A Case of Mycobacterial Duodenitis

P1564. (S4743). Constricting the Gut: Ileocecal Granulomatous Obstruction Induced by Mycobacterium avium Complex

P1565. (S4744). Unlocking the Digestive Dilemma: Sevelamer's Trail in Gastrointestinal Dysfunction and Literature Review

★ *Presidential Poster Award*

P1566. (S4745). Isolated Duodenal Amyloidosis Presenting as Iron Deficiency Anemia

P1567. (S4746). Unlocking the Mystery: Unveiling Rare Cases of Diarrhea

P1568. (S4747). Norovirus Infection Implicated as a Trigger for Acute Mesenteric Ischemia

P1569. (S4748). Hidden Malabsorptive Syndrome: Sucrase-Isomaltase Deficiency Finally Unveiled in Adulthood

P1570. (S4749). Coexistence of Superior Mesenteric Artery Syndrome With Nutcracker Syndrome: A Rare Combination

P1571. (S4750). A Case of Adult-Onset Henoch-Schonlein Purpura With Severe Jejunum Involvement

P1572. (S4751). Splenic infarct and SMA thrombosis as a manifestation of Seronegative Antiphospholipid Syndrome

P1573. (S4752). Terminal Ileum Intubation for Everyone?

P1574. (S4753). Primary Jejunal Angiosarcoma

P1575. (S4754). Undercover Ulcers: The Misleading Presentation of Duodenal Bulb Perforation as Pancreatitis

P1576. (S4755). A Rare Case of Primary Duodenal Squamous Cell Cancer

P1577. (S4756). A Rare Finding: Neuroendocrine Tumor Protruding Through the Ileocecal Valve

P1578. (S4757). Generalized Peritonitis Induced by a Strangulated Right Amyand's Hernia Containing a Perforated Appendix: A Case Study

P1579. (S4758). A Rare Case of Ileocecal Valve Adenocarcinoma Presenting as Intestinal Pseudo Obstruction

P1580. (S4759). Unveiling the Stealthy Culprit: A Case of Gastrointestinal Stromal Tumor Masquerading as Gastrointestinal Bleeding

P1581. (S4760). A Rare Ileal Lesion: First Report of Mucosal Schwann Cell Hamartoma in the Small Intestine

P1582. (S4761). Gastric Outlet Obstruction Caused by Histoplasmosis in a Non-Endemic Region

P1583. (S4762). Rare Presentation of Plesiomonas Shigelloides-Induced Partial Small Bowel Obstruction and Spontaneous Bacterial Peritonitis in a Healthy Patient

★ *Presidential Poster Award*

P1584. (S4763). Gastrointestinal Manifestations of Sarcoidosis: A Case Report

P1585. (S4764). Ileal Neuroendocrine Tumor: A Rare Incidental Finding

P1586. (S4765). Uncommon Manifestation of Gallstone Ileus in a Middle-Aged Male

P1587. (S4766). Gastric Intestinal Metaplasia of Duodenum With Subsequent Development of Duodenal Adenoma: An Opportunity for Endoscopic Vigilance

P1588. (S4767). Mesenteric Cyst: A Rare Case of Recurrence Following Surgical Excision

P1589. (S4768). Refractory Diarrhea Related to EPHB4 Mutation in a Patient With Capillary Malformation-Arteriovenous Type 2 Syndrome

★ *Presidential Poster Award*

P1590. (S4769). Distal Intestinal Obstructive Syndrome Mimicking Crohn's Disease in a Patient With Cystic Fibrosis

P1591. (S4770). Tuberculosis Ileitis Presenting as Small Bowel Obstruction

P1592. (S4771). Intoxication From Within: A Case Report on Auto-Brewery Syndrome

P1593. (S4772). Unanticipated Complication: Bowel Preparation Resulting in Small Bowel Obstruction - A Case Report

P1594. (S4773). Diagnostic Challenges in Abdominal Pain: A Case of Toothpick-Induced Duodenal Ulcer

P1595. (S4774). Small Bowel Neuroendocrine Tumor Presenting With Chronic Diarrhea and Mesenteric Ischemia: A Case Report

P1596. (S4775). Intestinal Spirochetosis - Rare Cause of Diarrhea

STOMACH

Standard Study

P1597. (S2269). A 21-year Appraisal of Autoimmune Gastritis and Its Complications At a Large Safety Net Hospital

P1598. (S2270). Real-Life Experience With Refractory *Helicobacter Pylori*: A Specialist's Perspective

★ *Presidential Poster Award*

P1599. (S2271). Response to Gastric Stimulation According to Gastroparesis vs Functional Dyspepsia Categorization

P1600. (S2272). Assessment of Vagal Nerve Injury Through Sham Feeding

P1601. (S2273). Development and External Validation of a Machine Learning-Based Gastric Cancer Prediction Model using Electronic Health Record Data

★ *ACG Outstanding Research Award in the Stomach Category (Trainee)*

★ *Presidential Poster Award*

P1602. (S2274). Possible Missed Opportunities in Gastric Cancer Diagnosis: Clinical and Endoscopic Factors in Patients Diagnosed with Gastric Cancer Within Three Years of a Negative Exam

P1603. (S2275). Clinical Outcomes Among Patients With Gastroparesis Undergoing Gastric Peroral Endoscopic Myotomy (G-POEM) versus Surgical Pyloroplasty

P1604. (S2276). Response of Autoimmune Gastroparesis to Immunomodulation

★ *Presidential Poster Award*

P1605. (S2277). The Role of Glucagon-Like Peptide-1 Agonists on Gastric Emptying Measured by Scintigraphy Imaging

P1606. (S2278). Safety of GLP-1 Agonists With Metoclopramide Nasal Spray in Women With Diabetic Gastroparesis: Insights From a Phase 3 Study

P1607. (S2279). Dissecting Diversity: The Role of Race and Gender in Gastric Cancer Risks Among Gastric Intestinal Metaplasia Patients

P1608. (S2280). Racial And Gender Disparities In GIM Improvement With PPI Treatment: A Comprehensive Analysis Using Inhouse Database From 2009-2023

P1609. (S2281). Non-Cardia Primary Squamous Cell Carcinoma of the Stomach Is Extremely Rare and Shows Poor Survival

POSTER PRESENTATIONS

SUNDAY, OCTOBER 27, 3:30 PM - 7:00 PM

POSTERS
SUNDAY

P1610. (S2282). Cost Reductions in Gastroesophageal Reflux Disease and *Helicobacter pylori* Treatments: Evaluating the Impact of MCCPDC on Medicare Expenditures

P1611. (S2283). Risk of De Novo Gastroparesis in Non-Diabetic Patients With Obesity Taking Tirzepatide Versus Semaglutide: A Multi-Center Analysis.

P1612. (S2284). Risk of De Novo Gastroparesis in Pre- and Peri-Menopause, Non-Obese Females on Progestogen-Only Contraceptives Versus Combined OCP: A Multi-Center Analysis

P1613. (S2285). Rising Mortality and Disability From Peptic Ulcer Disease in the United States: Insights From a Global Burden of Disease Study

P1614. (S2286). Unveiling the Hidden Toll: Disparities in Gastric Ulcer Related Mortality – Insights from a CDC WONDER Study

P1615. (S2287). An In-Patient Analysis of *Helicobacter pylori* Infection in GIST Patients: A Study of Outcomes, Prevalence, and Incidence

P1616. (S2288). A Survey of Practice Patterns and Adherence to International Guidelines on the Management of *Helicobacter pylori* Infection Among Gastroenterologists and Gastroenterology Fellows in India

P1617. (S2289). The Interaction Between *Helicobacter Pylori* Infection and Metabolic Syndrome as a Risk Factor for the Development of Premalignant Gastric Lesions in the Mexican Population

P1618. (S2290). Prevalence and Characteristics of Precursor Lesions in Patients with Gastric Adenocarcinoma: A Single Tertiary Care Center Analysis

P1619. (S2291). Serologic Features of Autoimmune Metaplastic Atrophic Gastritis: Gastrin Level as a Predictor of Gastric Neuroendocrine Tumor Status

P1620. (S2292). Beyond the Snapshot: Multi-Day Motility Measurement Captures Day-to-Day Variation in Gastric Activity

★ *Presidential Poster Award*

P1621. (S2293). Avoidant/Restrictive Food Intake Disorder (ARFID) Symptoms are Common and Associated With Upper Dysmotility Symptoms in a Nationwide Study of Patients With Systemic Sclerosis

P1622. (S2294). Evaluating Prophylactic Gastric Acid Suppression and Risk Factors for Gastrointestinal Adverse Effects in Chronic NSAID Users: A Retrospective Analysis

P1623. (S2295). Increase in Acute Gastrointestinal Diagnoses Post-Recreational Cannabis Sales in Montana

STOMACH

Clinical Vignettes/Case Reports

P1624. (S4969). Collagenous Gastroduodenitis in a Pediatric Patient

P1625. (S4970). Ectopic Pancreatic Mass Inducing Gastric Outlet Obstruction

P1626. (S4971). *H. pylori* Infection Causing Acute Suppurative Gastritis

P1627. (S4972). Pneumatosis Intestinalis in a Patient With Pneumonia: A Case Report

P1628. (S4973). Fundic Gland Polyposis With Chronic PPI Use: Is Surveillance Warranted?

P1629. (S4974). Stomach-Bound: Ewing Sarcoma's Unexpected Metastasis

P1630. (S4975). Rare Collagenous Gastritis Presenting as Epigastric Pain in Teenage Female

P1631. (S4976). Perforated Gastric Remnant Ulcer in Roux-en-Y Gastric Bypass Patient During Esophagogastroduodenoscopy

P1632. (S4977). Ocular Metastases: A Rare Presentation of Gastric Adenocarcinoma

P1633. (S4978). A Progression of Symptoms Resulting From Mesenteroaxial Gastric Volvulus

P1634. (S4979). Isolated Gastric Varices in the Setting of Left-Sided Portal Hypertension: A Very Rare Cause of Gastrointestinal Bleeding

P1635. (S4980). Granulomatous Gastritis: Another Unusual Suspect in Gastric Biopsy Leading to an Unusual Diagnostic Challenge

P1636. (S4981). Bridge the GAPPs: A Case Report of Rare Familial Gastric Cancer

★ *Presidential Poster Award*

P1637. (S4982). A Rare Case of Gastric Necrosis Post-Cardiac Arrest

P1638. (S4983). A Case of Immune Checkpoint Inhibitor-Associated Gastritis

P1639. (S4984). A Case Report of Sarcini Ventriculi Induced Emphysematous Gastritis

P1640. (S4985). Air Coli: An Ominous Imaging Finding of Acute Gastroenteritis

P1641. (S4986). Recurrent Gastric Adenocarcinoma Presenting as Pseudo-Achalasia

P1642. (S4987). Shedding Light on a Rare Gastric NET: Case Report on Clinical Diagnosis and Management

P1643. (S4988). Juvenile Polyposis Syndrome: A Case Report

P1644. (S4989). Gastric Amyloidosis: A Rare Case of Melena and Hematemesis

P1645. (S4990). Gastroduodenal Intussusception with Gastrointestinal Stromal Tumor (GIST)

P1646. (S4991). A Mass Effect of Gastric Adenocarcinoma Causing Obstructive Jaundice

P1647. (S4992). Uncommon Encounter: A Massive Gastric Leiomyoma Masquerading as Refractory GERD

★ *Presidential Poster Award*

P1648. (S4993). Wolf in Sheep's Clothing: Signet Ring Cell Carcinoma Detected on Gastric Mapping for Gastric Intestinal Metaplasia

P1649. (S4994). An Unexpected Case of Gastric Adenocarcinoma in a Patient with No Known Risk Factors

P1650. (S4995). A Rare Case of Gastric Amyloidosis in a Patient With End-Stage Renal Disease

P1651. (S4996). Unveiling Gastric Adenocarcinoma: Detection Following a Diagnosis of Gastroparesis Despite Negative Initial Biopsies

P1652. (S4997). A Case Study on Atrophic Chronic Gastritis: Dual Diagnosis and Treatment Strategies

P1653. (S4998). IR Embolization Wire Causing Trauma and Upper GI Bleeding

P1654. (S4999). Hidden in Plain Sight: Foreign Body Ingestion

P1655. (S5000). Gastric Nodules as a Rare Presentation of Diffuse Large B Cell Lymphoma

NOTE: All accepted abstracts will appear in the Supplement to the October 2024 issue of the *AJG*. The supplement IDs are listed in parentheses after the poster ID.

POSTER PRESENTATIONS

SUNDAY, OCTOBER 27, 3:30 PM - 7:00 PM

P1656. (S5001). A Case Report of Gastric Mixed Neuroendocrine-Non-Neuroendocrine Neoplasms Requiring Endoscopic Submucosal Dissection and Subsequent Total Gastrectomy

P1657. (S5002). A Rare Case of Roux-en-Y Marginal Ulcer Causing Massive Gastric Remnant Dilation and Abscesses

P1658. (S5003). Linitis Plastica – An Ancient Scourge Lurking Beneath the Surface

P1659. (S5004). Gastric Mucosal Associated Lymphoma without *H. Pylori*: A Case Highlighting the Need for Endoscopic Surveillance

P1660. (S5005). Iron Gut

P1661. (S5006). Protonix, Oh No! Unraveling a Case of Pantoprazole-Induced-Anaphylaxis Requiring Tracheostomy

P1662. (S5007). Rare Gastric Metastasis From Cervical Cancer: A Case Report

★ *Presidential Poster Award*

P1663. (S5008). Sarcina Ventriculi: Navigating a Rare Culprit in Gastrointestinal Pathology

P1664. (S5009). Unexpected Melena in a Young Patient - Do We Need Screening Guidelines for Another Gastrointestinal Cancer?

P1665. (S5010). A Challenging Case of Gastric Bezoar in a Patient on Tirzepatide

P1666. (S5011). Incidental Finding of Silent Gastric Adenocarcinoma After Atrial Fibrillation

P1667. (S5012). Pembrolizumab-Induced Gastritis: A Call for Recognition

P1668. (S5013). Splenic Artery and Portal Vein Thrombosis in the setting of MTHFR mutation despite Full Anticoagulation on Eliquis

P1669. (S5014). An Unusual Case of Anorexia

P1670. (S5015). Rare Presentation of a Rare Pathology: Linitis Plastica Manifesting with Dysphagia

P1671. (S5016). A Rare Case of Primary Gastric Squamous Cell Carcinoma With an Even Rarer Subepithelial Presentation

P1672. (S5017). A Gastrointestinal Variant of Lemierre's Syndrome in a Young Healthy Patient With Plexiform Fibromyxoma

P1673. (S5018). A Rare Case of Recurrent Gastric Outlet Obstruction as an Initial Presentation of Metastatic Inactive Lobular Breast Carcinoma

P1674. (S5019). PEG, Slug, Bug: Once Seen Never Forgotten

★ *Presidential Poster Award*

P1675. (S5020). Gastric Ulcers Unveiled: The Fallout from Radioactive Beads

P1676. (S5021). Atezolizumab-Induced Rapidly Progressive Gastritis

P1677. (S5022). Prophylactic Total Gastrectomy in an Asymptomatic 27-Year-Old School Teacher with Genetic Gastric Cancer Syndrome

P1678. (S5023). Iron Deficiency Anemia in a Pre-Menopausal Woman - Casting a Wide (g)NET!

P1679. (S5024). Metastatic Neuroendocrine Carcinoma Resulting in Gastric Outlet Obstruction

P1680. (S5025). Twists in the Gut: An Incidental Discovery of Gastric Mucormycosis

P1681. (S5026). Genetic Gut Check: Atypical Gastroparesis in an Adult With 10p15.3 Microdeletion Syndrome

P1682. (S5027). Gastric Sarcoid: When to Treat

P1683. (S5028). A Rare Case of Bouveret Syndrome: Challenges and Successes in Management

P1684. (S5029). Gastroduodenal Fistula Stemming From a Prior Ulcer Amid NSAID Use

P1685. (S5030). Gastric Ulcers: A Rare Presentation of Metastatic Small Cell Carcinoma of Uterine Origin

P1686. (S5031). Egads! That's no EGID! A Rare Infection With *Sarcina ventriculi* Causing Gastric Outlet Obstruction and Eosinophilic Gastroenteritis

P1687. (S5032). Treatment of Refractory *Helicobacter pylori* Using Intravenous Doxycycline and Ceftriaxone: A Novel Approach

P1688. (S5033). Shaken, Not Stirred: Unveiling Invasive *Listeria* Bacteremia From an Infected Milkshake

P1689. (S5034). Gastritis Cystica Profunda: A Benign Lesion That Might Not Be So Benign After All

P1690. (S5035). Successful Eradication of *Helicobacter pylori* Infection Without Acid Suppression

P1691. (S5036). Recurrent Glomus Tumor With Rapid Hepatic Metastasis and Hilar Lymphadenopathy in Gulf War Veteran

P1692. (S5037). Uninvited Guests: Gastric Anisakiasis Discovered During EGD

★ *Presidential Poster Award*

P1693. (S5038). A Rare Gastric Glomus Tumor...Thought You Had the GIST of Gastric Masses?

P1694. (S5039). MALT Lymphoma Associated With CMV Gastritis in an Immunocompromised Patient: Case Report

P1695. (S5040). Resistant MALT Lymphoma After Eradication of *Helicobacter Pylori* in a 31-year-old Hispanic Female: A Case Report

P1696. (S5041). A Near-Miss Case of Median Arcuate Ligament Syndrome: Case Report

P1697. (S5042). Emphysematous Esophagitis and Gastritis in a Critically Ill Diabetic Patient Undergoing Intrapleural tPA-DNase Therapy: A Case Report

P1698. (S5043). Gastric Metastasis From Renal Cell Carcinoma Presenting as Iron Deficiency Anemia: A Case Report

P1699. (S5044). Unraveling Mysteries: The Intriguing Connection Between Proton Pump Inhibitors and Inappropriate Antidiuretic Hormone Secretion

P1700. (S5045). Metastatic Amelanotic Melanoma to the Stomach: A Rare Case

P1701. (S5046). Collagenous Gastritis: A Rare Cause of Hemorrhagic Shock

P1702. (S5047). Navigating the Challenges of Emphysematous Gastritis: A Case Report and Literature Review

P1703. (S5048). Disseminated Tuberculosis with Gastrointestinal and Splenic Involvement masquerading as Metastatic Malignancy

P1704. (S5049). Acquired Double Pylorus Due to Tobacco Use: A Case Report

P1705. (S5050). A Rare Case of Primary Gastric Melanoma

P1706. (S5051). Gastric Mass Mystery: Revealing Extracavitary Primary Effusion Lymphoma

P1707. (S5052). Gastric Granulomas: An Unusual Presentation of Sarcoidosis

P1708. (S5053). A Case of Emphysematous Gastritis: A Deadly Disease in Diabetic Patients

P1709. (S5054). Gastric Neuroendocrine Tumor in a Setting of Missed Surveillance Endoscopy for Autoimmune Gastritis

P1710. (S5055). Endoscopic Changes of Gastric Mucosa With Diffuse Large B-Cell Lymphoma After Treatment

POSTER PRESENTATIONS

MONDAY, OCTOBER 28, 10:30 AM - 4:15 PM

BILIARY/PANCREAS

Standard Study

- P1711. (S80).** Impact of Prior NSAID Use on Clinical Outcomes in Patients Hospitalized With Acute Pancreatitis: A Retrospective Cohort Study
- P1712. (S81).** Age and Ethnicity Based Analysis of Increasing Pancreatic Cancer Incidence in Young Women, 2000-2021
- P1713. (S82).** Evaluation of Physicians' Awareness of Tobacco Smoking as an Etiology of Acute Pancreatitis
- P1714. (S83).** Trends in Mortality Due to Pancreatitis Among Patients Aged 55 and Older in the United States: Insights from the CDC WONDER Database
- P1715. (S84).** High Rates of Unnecessary Surgical Resections For Benign Pancreatic Cystic Lesions (PCLS): A Systematic Review and Meta-Analysis
- P1716. (S85).** Evaluating the Impact of Germline Testing and Next Generation Sequencing (NGS) on the Outcomes of Pancreatic Ductal Adenocarcinoma (PDAC): A Single Center Retrospective Outcomes Analysis Over 7 Years
- P1717. (S86).** Disparities in Acute Pancreatitis-Related Mortality Among Diabetics in the United States
- P1718. (S87).** Does Prior Exposure to Non-Steroidal Anti-Inflammatory Drugs (NSAIDs) Cause Acute Pancreatitis or Impact Disease Severity? A Systematic Review and Meta-Analysis
- P1719. (S88).** Incidence and Survival Trends in Pancreatic Cancer Over the Past 2 Decades Based on the Location of the Tumor: A Retrospective Study
- P1720. (S89).** A Comparative Analysis of Gender and Racial Disparities in Necrotizing Pancreatitis Outcomes: Insights From the National Inpatient Sample Database
- P1721. (S90).** Acute Pancreatitis in Pregnancy: Epidemiology and Treatment Outcomes
- P1722. (S91).** Proximity to Care is Associated with More Timely Annual Screenings for Patients Enrolled in a Pancreatic Cancer Screening Program
- P1723. (S92).** Characteristics and Outcomes of Acute Pancreatitis in Elderly vs Non-Elderly Patients: A Retrospective Study
- P1724. (S93).** Development of an Artificial Intelligence Generated Symptom Questionnaire for Patients With Chronic Pancreatitis (AI-SQCP)
- P1725. (S94).** Mortality Trends of Intrahepatic Cholangiocarcinoma Across the United States: Shift in Two Decades
- P1726. (S95).** Temporal Trends and Regional Differences in Septicemia-Related Mortality in Patients With Acute Pancreatitis: A Two-Decade Analysis From 1999-2020
- P1727. (S96).** Safety and Diagnostic Performance of ERCP-Guided Pancreatic Duct Brushings at Detecting Pancreatic Cancer
- P1728. (S97).** Comparative Analysis of Endoscopic and Surgical/Radiological-Guided Drainage of Pancreatic Pseudocysts: A Population-Based study
- P1729. (S98).** Intratumoral Microbiome Associations With the Infiltration of Natural Killer Cells and Improved Patient Survival in Pancreatic Cancer
★ *Presidential Poster Award*
- P1730. (S99).** Trends in Mortality Due to Disorders of the Gallbladder Among Patients Aged 65 and Older in the United States: Insights from the CDC WONDER Database

- P1731. (S100).** Diagnostic Yield of Esophagogastroduodenoscopy in Patients with Diabetic Ketoacidosis: A Retrospective Study
- P1732. (S101).** Prevalence of Gastroparesis in Patients With Chronic Pancreatitis and Predictive Factors: A Novel Prediction Model Using Supervised Machine Learning
- P1733. (S102).** EUS Findings in Patients With Isolated Pancreaticobiliary Ductal Dilatation on Abdominal Imaging With Normal LFTs
- P1734. (S103).** A Nationwide Comparison of the Outcomes of Endoscopic Versus Percutaneous Gallbladder Drainage in the Management of Acute Cholecystitis
- P1735. (S104).** Influence of Obesity on Acute Pancreatitis Outcomes: A Comparative Analysis
- P1736. (S105).** Safety and Efficacy of Cholangioscopy for Retrieval of Migrated Biliary Stents: A Systematic Review and Pooled Analysis
- P1737. (S106).** Use Of Digital Pancreatocopy For Retrieval Of Proximally/Inward Migrated Pancreatic Duct Stents: Literature Review
- P1738. (S107).** Is There an Association Between Quality Of Life And The Amount Of Pain Medications That Chronic Pancreatitis Patients Are Taking?
- P1739. (S108).** Trends of Necrotizing Pancreatitis and Septic Shock Among Alcoholic vs Non-Alcoholic Pancreatitis: A Nationwide Inpatient Analysis
- P1740. (S109).** Impact of Cannabis Use Disorder on In-Hospital Outcomes of Pancreatitis: A Nationwide Inpatient Study Stratified by Etiology
- P1741. (S110).** Temporal Trends in the Mortality of Pancreatic Malignancies in the United States Over the Past 3 Decades
- P1742. (S111).** Patterns of Pancreatic Enzyme Replacement Therapy in Exocrine Pancreatic Insufficiency Related to Chronic Pancreatitis in Adults Compared With Older Patients
- P1743. (S112).** Refining Pancreatic Cancer Projections: Mortality Trends Analysis and LSTM Model Predictions
- P1744. (S113).** Combined Effect of Obeticholic Acid and Bezafibrate in Patients With Primary Biliary Cholangitis and Inadequate Response or Intolerance to Ursodeoxycholic Acid: 6-Month Results From a Phase 2 Trial
- P1745. (S114).** Gender and Racial Disparities in Pancreatic Cancer Incidence in Texas: A Statewide Population-Based Analysis
- P1746. (S115).** Gender and Racial Disparities in Pancreatic Cancer Mortality in Texas: A Statewide Population-Based Study
- P1747. (S116).** Age Standardized Incidence and Mortality Rates of Pancreatic Cancer in the United States From 2010-2019: Analysis From the Global Burden of Disease Database
- P1748. (S117).** Nationwide Burden and Trend of Gallbladder and Biliary Disease Attributable to High BMI in the Last 3 Decades: Secondary Analysis for the Global Burden of Disease Study 2021
- P1749. (S118).** Comparison of Metastatic Patterns and Risks Between Young Onset and Average Onset Cholangiocarcinoma
- P1750. (S119).** Acute Kidney Injury Following Large Volume Paracentesis vs Non-Large Volume Paracentesis: Incidence, Predictors and Implications
- P1751. (S120).** Surveillance of Low-Risk Pancreatic Cysts is not Beneficial in Older Patients: A Retrospective Cohort Analysis
★ *Presidential Poster Award*

POSTERS
MONDAY

POSTER PRESENTATIONS

MONDAY, OCTOBER 28, 10:30 AM - 4:15 PM

P1752. (S121). Cost-Effectiveness of Biodegradable Pancreatic Stents in Post-ERCP Pancreatitis Prophylaxis

P1753. (S122). Cost-Effectiveness of Modalities of Palliative Biliary Drainage in Malignant Extrahepatic Biliary Obstruction

★ *Presidential Poster Award*

P1754. (S123). Effect of Obeticholic Acid on Reduction and Normalization of Alanine Aminotransferase and Aspartate Aminotransferase in the Phase 3 POISE Trial in Primary Biliary Cholangitis

P1755. (S124). Association of Elevated Liver Biochemistries and Clinical Outcomes Within Strata of Alkaline Phosphatase Levels in Patients With Primary Biliary Cholangitis

P1756. (S125). Effect of Substance Use Counseling on Readmission Rates for Acute Alcohol-Associated Pancreatitis: A Prospective Cohort Study

★ *Presidential Poster Award*

P1757. (S126). Time to Initiation of the Second-Line Therapy Obeticholic Acid in Patients With Primary Biliary Cholangitis

P1758. (S127). Derivation, Interobserver Agreement and Impact of Pre-Surgical EUS-Confocal Laser Endomicroscopy (CLE) Vascular Characteristics for Risk Stratification of IPMNs

P1759. (S128). EUS-Guided Needle-Based Confocal Laser Endomicroscopy (nCLE) for Dysplasia Classification in IPMNs: Assessment of Artificial Intelligence (AI) Algorithms to Reduce Interobserver Variability

P1760. (S129). A Paired Comparison of Multiple Pancreatic Cyst Fluid Analyses

P1761. (S130). The Cannabis Conundrum: Does Cannabis Use Worsen Clinical Outcomes in Acute Pancreatitis? A Propensity-Matched Nationwide Analysis

P1762. (S131). The Impact of Cirrhosis on Clinical Outcomes in Patients with Acute Pancreatitis? A Propensity-Matched Nationwide Analysis

P1763. (S132). Meta-Analysis and Systematic Review of the Emerging use of PuraStat® as Hemostatic Agent for Post-Sphincterotomy Bleeding

P1764. (S133). Compliance to NCCN Tumor Gene Profiling Guidelines in Pancreatic Ductal Adenocarcinoma: A Large Multi-Center Study

★ *Presidential Poster Award*

P1765. (S134). Demographic Inequalities in Participant Enrollment in Clinical Trials for Acute And Chronic Pancreatitis in the United States

P1766. (S135). Survival Analysis and Associated Factors in Metastatic Young Onset Cholangiocarcinoma vs Metastatic Average Onset Cholangiocarcinoma

P1767. (S136). Obesity Is Associated With Worsened Endoscopic Outcomes in Patients With Pancreatic Collections and Should Be Integrated Into the QNI Classification

P1768. (S137). Development and Validation of Large Language Models to Aid Automated Classification of Pancreatic Cysts at Scale

P1769. (S138). The Burden of Pancreatic Cancer in the United States Over Three Decades

P1770. (S139). Idiopathic Pancreatitis: Is the Glass Half Full?

P1771. (S140). Natural History of Ileal Pouch Anal Anastomosis in Patients With Primary Sclerosing Cholangitis: A Population-Based Analysis

P1772. (S141). Efficacy of Partially Covered vs Uncovered Self-Expandable Metal Stents in the Palliative Treatment of Malignant Distal Biliary Obstruction

P1773. (S142). Rituximab Therapy for Steroid Relapsing Autoimmune Pancreatitis: A Systematic Review and Meta-Analysis

P1774. (S143). Utility of Imaging in Predicting Biliary Strictures Post Liver Transplant

P1775. (S144). Aging-Related Genetic Targets in Pancreatic Adenocarcinoma: Insights for Prognosis

P1776. (S145). Alterations in the Gut Microbiota in Patients With Pancreatic Exocrine Insufficiency

P1777. (S146). Addressing the Third Person in the Room: A Multidisciplinary Team Perspective on the Accuracy of AI Models to Deliver Information on Pancreatic Cancer and Reliable Reference

P1778. (S147). Conservative Management versus Early Cholecystectomy for Gallstone Disease: A Meta-Analysis of Randomized Controlled Trials

P1779. (S148). The Utility of Lumen-Apposing Metal Stents Combined With Coaxial Double-Pigtail Plastic Stents for Endoscopic Ultrasound-Guided Transluminal Drainage of Pancreatic Fluid Collections

P1780. (S149). Safety and Tolerability of TH104, Buccal Nalmefene, in Patients With Cholestatic Liver Disease and Pruritus

P1781. (S150). Chasing WATERFALL: Preliminary Outcomes in Acute Pancreatitis Before and After the WATERFALL Trial

P1782. (S151). Targeting Recurrences: Interventional Strategies to Curb Readmissions in Geriatric Biliary Pancreatitis

BILIARY/PANCREAS

Clinical Vignettes/Case Reports

P1783. (S2479). Rare Case of Diffuse Large B-cell Lymphoma of the Pancreas

P1784. (S2480). A Choledochal Crisis: A Case of Vaso-Occlusive Crisis Precipitated by Choledocholithiasis in a Patient With Sickle Cell Disease

P1785. (S2481). Intraductal Papillary Neoplasm of the Bile Duct: A Rare Precursor of Invasive Cholangiocarcinoma

P1786. (S2482). Prescriber Beware: Rethinking the Routine Glucagon-Like Peptide-1 Receptor Agonists

P1787. (S2483). Lost and Found: A Dropped Gallstone-Induced Perihepatic Abscess Post-Cholecystectomy

P1788. (S2484). Vanishing Bile Duct Syndrome Resulting From HIV Viremia: A Case Report

P1789. (S2485). A Slippery Slope of Pancreatitis Complications in the Setting of Housing Insecurity

P1790. (S2486). A Rare Case of a Rapidly Expanding High-Grade Gallbladder Neuroendocrine Tumor

P1791. (S2487). Rare Type 1B Choledochal Cyst in a Non-Asian Female: A Case Report

P1792. (S2488). Utilizing Endoscopic Ultrasound With Fine-Needle Biopsy For Unusual Pancreatic Metastasis: Two Cases Of Neuroendocrine Transformation From Primary Prostate Cancer

P1793. (S2489). A Case of Identical Twins With PRSS1 Hereditary Pancreatitis

P1794. (S2490). Mesenchymal Chondrosarcoma With Metastasis to the Pancreas

P1795. (S2491). Pancreatic Panniculitis: An Unusual Initial Presentation of Intraductal Papillary Mucinous Neoplasm (IPMN)

NOTE: All accepted abstracts will appear in the Supplement to the October 2024 issue of the *AJG*. The supplement IDs are listed in parentheses after the poster ID.

POSTER PRESENTATIONS

MONDAY, OCTOBER 28, 10:30 AM - 4:15 PM

- P1796. (S2492).** Untangled Mystery: Peutz-Jeghers Syndrome Unmasked by Pancreatic Intussusception
★ *Presidential Poster Award*
- P1797. (S2493).** An Unusual Case of Peutz-Jeghers Syndrome With ASC
- P1798. (S2494).** Duodenal Perforation Secondary to Biliary Stent Migration After ERCP for Periampullary Adenocarcinoma
- P1799. (S2495).** IgG4-Related Sclerosing Cholangitis Presenting as Cholangiocarcinoma: A Diagnostic Challenge
- P1800. (S2496).** A Rare Presentation: Cholangitis Secondary to Distal Common Bile Duct (CBD) Stricture From Extramedullary Plasmacytoma
- P1801. (S2497).** Pancreatic Doppelgänger: A Case of Misdiagnosed Identity
- P1802. (S2498).** An Uncommon Cause of Liver Abscess: Choledocholithiasis-Related Infection of Hepatic Cyst With Biliary Communication
- P1803. (S2499).** Unveiling Rarity: Acute Pancreatitis as the Precursor to Thrombotic Thrombocytopenic Purpura
- P1804. (S2500).** Pancreatic Pseudoaneurysm-Induced Hemorrhage: Successful Multidisciplinary Intervention
- P1805. (S2501).** A Terrible Tetrad: Acute Pancreatitis in the Setting of Diabetic Ketoacidosis, and Hypertriglyceridemia and Morbid Obesity
- P1806. (S2502).** Development of IgG4-Related Disease and Autoimmune Pancreatitis-Like Changes on Cross-Sectional Imaging After GLP-1 Agonist
- P1807. (S2503).** A Rare Occurrence of Spontaneous Fistulization of Necrotizing Pancreatitis Into the Stomach and Duodenum
- P1808. (S2504).** Infiltrative Desmoid Fibromatosis of the Pancreatic Tail Diagnosed by Endoscopic Ultrasound-Guided Fine-Needle Aspiration
- P1809. (S2505).** Obstructive Jaundice Secondary to Pancreatic Metastasis: A Rare Presentation of Breast Cancer
- P1810. (S2506).** The Ultimate Run: Acute Pancreatitis as the Debut of Systemic Lupus Erythematosus (SLE)
- P1811. (S2507).** Bouveret Syndrome: A Rare Cause of Gastric Outlet Obstruction
- P1812. (S2508).** Benign Recurrent Intrahepatic Cholestasis Misdiagnosed as Progressive Familial Intrahepatic Cholestasis in Childhood: A Rare Case Report
- P1813. (S2509).** Catamenial Pancreatitis: A Rare Manifestation of Hereditary Pancreatitis
- P1814. (S2510).** Inguinal Necrosis: An Unusual Complication of Pancreatic Pseudocyst
- P1815. (S2511).** Biloma Presenting as Refractory Right Upper Quadrant Abdominal Pain Post Cholecystectomy
- P1816. (S2512).** Chronic Pancreatitis in a Young Female: A Rare Case of SPINK1 Mutation
- P1817. (S2513).** When Glue Glues: N-butyl-Cyanoacrylate Non-Target Embolization into Biliary Stent During Percutaneous Embolization of Biliary-Cutaneous Fistula
- P1818. (S2514).** Pseudo Hyponatremia Secondary to Obstructive Jaundice Delaying Management
- P1819. (S2515).** A Bloody Gallbladder: A Case of Hemorrhagic Cholecystitis While on Dual Antiplatelet Therapy
- P1820. (S2516).** Unraveling the Complications of Acute Cholecystitis: A Case Report of Hemoperitoneum Leading to Gastric Ulcerations
- P1821. (S2517).** Post-Intraoperative Cholangiography Pancreatitis Due to Inadvertent Pancreatography
- P1822.** POSTER WITHDRAWN
- P1823. (S2519).** Localized Caroli Disease With Cholangitis: A Diagnostic Approach Using MRCP
- P1824. (S2520).** A Rare Presentation of Extra-Pancreatic Acinar Cell Carcinoma as Duodenal Polyp
- P1825. (S2521).** From Abdominal Pain to ICU: A Cascade of Stills Disease
★ *Presidential Poster Award*
- P1826. (S2522).** Crossing Boundaries: Papillary Thyroid Cancer's Journey to the Pancreas
- P1827. (S2523).** Recurrent Obstructive Jaundice in a Patient With Hepatic Hydatid Cyst: An Unusual Case Report
- P1828. (S2524).** Fungi Gone Rogue: The Surprising Tale of Acute Acalculous Cholecystitis in an Immunocompetent Patient!
- P1829. (S2525).** Pancreatic Neuroendocrine Tumor Mimicking Cystadenoma in a Young Female
- P1830. (S2526).** A Case of Chronic Pancreatitis due to Primary Hyperparathyroidism and the Barriers to Definitive Treatment
- P1831. (S2527).** Necrotizing Pancreatitis With Gastric and Colonic Fistulae
- P1832. (S2528).** Uncommon Culprit: Pancreatitis & Biliary Stricture Revealed
- P1833. (S2529).** Non-Surgical Ablation of a Large Intraductal Papillary Mucinous Neoplasm Using Tandem Endoscopic Ultrasound-Guided Radiofrequency and Chemoablation
★ *Presidential Poster Award*
- P1834. (S2530).** Pleomorphic Sarcoma of Thigh with Metastasis to the Pancreas Presenting as Abdominal Pain
- P1835. (S2531).** A Rare Case of Pancreatic Head Epidermoid Cyst
- P1836. (S2532).** A Rare Pancreatic Tumor Mimicker: Primary Retroperitoneal Non-Hodgkin B-Cell Lymphoma
- P1837. (S2533).** A Rare Metastatic Presentation of Leiomyosarcoma Every Gastroenterologist Should Know
- P1838. (S2534).** A Rare Case of Solitary Fibrous Tumor of the Pancreas
- P1839. (S2535).** The Curious Case of Mediastinitis From Severe Necrotizing Pancreatitis
- P1840. (S2536).** Diabetic Ketoacidosis as Early Presentation of Pancreatic Adenocarcinoma
- P1841. (S2537).** Decompensated Heart Failure Masquerading as Acalculous Cholecystitis
- P1842. (S2538).** IPMN Diagnosis Made by Investigating Rapid Worsening of Glycemic Control in a Patient With Type II DM
- P1843. (S2539).** Pancreatic Neuroendocrine Tumor Masquerades as Adenocarcinoma of Unknown Origin
- P1844. (S2540).** Influenza A as a Trigger of Necrotizing Pancreatitis
- P1845. (S2541).** A Case of Food Reflux Recurrent Cholangitis in a Patient With a Duodenal Deformity in the Setting of a Newly Diagnosed Distal Cholangiocarcinoma.
- P1846. (S2542).** Neuroendocrine Tumor of the Cystic Duct: An Unusual Cause of Acute Cholecystitis
- P1847. (S2543).** A Rare Case of Pancreatitis Following Esophagogastroduodenoscopy
- P1848. (S2544).** Endoscopic Cystogastrostomy for Management of Large Pancreatic Pseudocyst

POSTER PRESENTATIONS

MONDAY, OCTOBER 28, 10:30 AM - 4:15 PM

P1849. (S2545). Recurrence of Metastatic Pancreatic Neuroendocrine Tumor After Liver Transplantation

P1850. (S2546). Small Cell Carcinoma of the Gallbladder: A Rare Case of Aggressive Neuroendocrine Neoplasm in a 56-Year-Old Man

★ *Presidential Poster Award*

P1851. (S2547). A Rare Diabolical Etiology for Acute Pancreatitis in a 20-Year-Old: A Case Report

P1852. (S2548). Acute Graft vs Host Disease Presenting as Biliary Obstruction: A Rare Complication Following Allogeneic Stem Cell Transplantation

P1853. (S2549). Hand, Foot, Mouth, and Pancreas? A Unique Presentation of Coxsackievirus-Induced Pancreatitis

P1854. (S2550). Undiagnosed Sarcoidosis Presenting as Hypercalcemia-Induced Acute Pancreatitis

P1855. (S2551). From Back Pain to Pancreatitis: An Unexpected Consequence of Epidural Steroids

P1856. (S2552). Pedunculated Ectopic Pancreas Causing Intermittent Gastric Outlet Obstruction

P1857. (S2553). Ampullary Adenocarcinoma: A Rare Diagnosis

P1858. (S2554). Using a Self-Migrating Pancreatic Stent for Treatment of Papillitis

P1859. (S2555). Unraveling the Mystery: A Case Series of Diagnosis in Cancer of Unknown Primary

P1860. (S2556). An Unusual Presentation of Necrotizing Pancreatitis

P1861. (S2557). The Conundrum of MRSA Cholecystitis and Cholestatic Liver Enzyme Elevation

P1862. (S2558). The Problem to a Solution: A Case on Local Anesthetic-Related Acute Pancreatitis

P1863. (S2559). Successful Endoscopic Management Of Bouveret Syndrome: A Case Report!

P1864. (S2560). Lung Adenocarcinoma Metastasizing to the Pancreas: A Report of an Extremely Rare Case

P1865. (S2561). Hepatocellular Carcinoma With Bile Duct Invasion Masquerading as Obstructive Hilar Cholangiocarcinoma

P1866. (S2562). Biliary Colonic Fistula in the Setting of Obstructive Cholelithiasis

P1867. (S2563). Pancreatic Cancer on Rise: A Case Series of Pancreatic Cancer in 28-Year-Olds

P1868. (S2564). Deciphering Deception: Pancreatic Mass Presenting as Post-Transplant Lymphoproliferative Disorder

P1869. (S2565). Triple Trouble: Deciphering the Enigma of PPP syndrome

P1870. (S2566). Postcholecystectomy Pseudoaneurysmatic Hemobilia Causing Acute Pancreatitis

P1871. (S2567). Cholecystoduodenal Fistula Causing Gastric Outlet Obstruction

P1872. (S2568). Ketamine-Induced Cholangiopathy: A Rare Cause of Biliary Dilatation

P1873. (S2569). Navigating Diagnostic and Therapeutic Hurdles in Infected Pancreatic Pseudocysts

P1874. (S2570). When Gallstones Turn Autoimmune

P1875. (S2571). Empiric Cholecystectomy in Postprandial RUQ Pain: A Case Report

P1876. (S2572). Acute Pancreatitis as an Early Complication of Intra-Gastric Balloon Overinflation

P1877. (S2573). Challenges in Managing Choledocholithiasis in Left Isomerism Heterotaxy Syndrome

P1878. (S2574). Pancreatic Aftershock: Acute Pancreatitis With Recent Semaglutide Use

P1879. (S2575). A Diagnostic Dilemma – Not All Recurrent Pancreatitis and Cholangitis Are Due to Stones!

P1880. (S2576). Chronic Recurrent Abdominal Pain and Hypersensitivity Post-Cholecystectomy: A Case of Silk Sutures Allergy

P1881. (S2577). Ampulla of Vater Adenoma: A Rare and Often Missed Cause of Pancreatitis

P1882. (S2578). A Rare Case of Autoimmune Pancreatitis Mimicking Pancreatic Cancer

P1883. (S2579). It Is Not Cholecystitis, or Is It? Look Again: A Rare Incidence of Emphysematous Cholecystitis With Negative Initial Imaging

P1884. (S2580). A Rare Case of Eosinophilic Hepatitis as the Presenting Sign in Pancreatic Adenocarcinoma

P1885. (S2581). ANSA Pancreatica: The Loop of Recurrent Pancreatitis

P1886. (S2582). When Blood Meets Bile: A Novel Case of Cholangitis Due to Haemobilia

P1887. (S2583). Case Report: Rare Case of Ewing's Sarcoma in the Pancreas

P1888. (S2584). Pancreatic Neuroendocrine Tumor causing Duodenal Varices: A Case Report

P1889. (S2585). Hemorrhagic Cholecystitis: An Atypical Presentation of Acute Cholecystitis

P1890. (S2586). A Rare Case of Tacrolimus-Associated Acute Pancreatitis in a Liver Transplant Recipient

P1891. (S2587). A Rare Case of Biloma and Subsequent Bilothorax Post Extracorporeal Shock Wave Lithotripsy of a Right Renal Stone

★ *Presidential Poster Award*

P1892. (S2588). A Case of Ectopic Pancreas in the Minor Ampulla: Insights into Diagnosis and Management

P1893. (S2589). A Case of Atraumatic Splenic Rupture in Chronic Pancreatitis

P1894. (S2590). Ectasia to Ecstatic: A Case of IgG4-RD Masquerading as Primary Sclerosing Cholangitis

P1895. (S2591). First Known Case of Pancreatic Cancer With Metastasis to the Trapezium

P1896. (S2592). Cholecystitis Secondary to Apo-A1 Amyloidosis: A Case Report

P1897. (S2593). Primary Biliary Cholangitis Unveiled by Positive Anti-Centromere Antibodies

P1898. (S2594). Acute Pancreatitis in the Setting of Vaso-Occlusive Sickle Cell Crisis: A Rare Etiology

P1899. (S2595). Choleperitoneum: When Your Intrahepatic Bile Duct Springs a Leak

P1900. (S2596). A Case of Pancreatic Adenocarcinoma Masquerading as Cholangiocarcinoma Due to Pancreatic Atrophy

P1901. (S2597). Hemobilia Masquerading as Cholestatic Liver Injury Post Liver Biopsy

NOTE: All accepted abstracts will appear in the Supplement to the October 2024 issue of the *AJG*. The supplement IDs are listed in parentheses after the poster ID.

POSTER PRESENTATIONS

MONDAY, OCTOBER 28, 10:30 AM - 4:15 PM

- P1902. (S2598).** Simultaneous Occurrence of Adenocarcinomas in the Stomach and Biliary Tree: A Rare Case Report
- P1903. (S2599).** A Rare Cystic Fibrosis Gene Mutation Associated With GI Manifestations in the Absence of Pulmonary Disease
- P1904. (S2600).** Emphysematous Cholecystitis Secondary to *Clostridium perfringens*
- P1905. (S2601).** The Elusive In-Patient Management of Hypertriglyceridemia Induced Pancreatitis
- P1906. (S2602).** A Case of Hemorrhagic Pancreatitis: An Unusual Complication of HELLP Syndrome
- P1907. (S2603).** Acute Cholangitis and Endoscopic Interventions: The Need to Tailor Our Treatment Approach.
- P1908. (S2604).** Management of a Complicated Post-Cholecystectomy Course as a Result of Mirizzi Syndrome
- P1909. (S2605).** The First Reported Case of a Pseudosarcomatous Stromal Tumor: A Unique Benign Ampullary Tumor
★ *Presidential Poster Award*
- P1910. (S2606).** The Small but Mighty Tumor: Small Cell Neuroendocrine Carcinoma of Pancreas

COLON

Standard Study

- P1911. (S276).** Optical Accuracy of Artificial Intelligence Large Language Models in Classifying Colorectal Polyps Based on Shape, Size, and Histology, Using Endoscopic Images
- P1912. (S277).** Retrospective Analysis of The Correlation Between Abnormal CT Scan Findings and Colonoscopy Results
- P1913. (S278).** Effect of Peanut Shell Extract and Luteolin on Colonic Mitochondrial Physiology in a Murine Model of Metabolic Syndrome
- P1914. (S279).** Atrial Fibrillation-Related Mortality Patterns in Patients With Gastrointestinal Cancer in the United States: A Retrospective Analysis from 1999 to 2020
- P1915. (S280).** Safety of Fecal Microbiota Spores, Live-brpk (Formerly SER-109) in Participants With Recurrent *Clostridioides difficile* Infection and Comorbidities: Findings From an Integrated Analysis of Phase 3 Trials
- P1916. (S281).** Does an Altered Gut Microbiome Increase Risk of GI and Non-GI Malignancies? Insights From the National Inpatient Sample
- P1917. (S282).** Real-World Use of Fecal Microbiota Spores, Live-brpk (Formerly SER-109) in Adults With Recurrent *Clostridioides Difficile* Infection in the United States
- P1918. (S283).** The Association Between Pyogenic Liver Abscess and Increased Incidence of Colorectal Cancer Across Age Groups and in Patients With Diabetes Mellitus: A Meta-Analysis and Systematic Review
- P1919. (S284).** Is Fecal Microbiota Transplant the Future of Small Intestinal Bacterial Overgrowth?
- P1920. (S285).** Smoking and Alcohol Consumption as Risk Factors for Colonic Diverticulosis and its Complications: A Meta-Analysis
- P1921. (S286).** Racial and Sociodemographic Disparities Affecting Hospitalization Outcomes of Anal Cancer: Insights From National Inpatient Database
- P1922. (S287).** Temporal Trends in the Incidence of Colorectal Cancer in Canada for the Past 3 Decades
- P1923. (S288).** Temporal Trends in the Mortality of Colorectal Cancer in Canada Over the Past 3 Decades
- P1924. (S289).** Colonic Stenting as a Bridge for Surgery and Palliative Approach: A Retrospective Review of Success and Complication
- P1925. (S290).** Advancing Lower GI Cancer Projections: Mortality Trends Analysis and LSTM Model Predictions
- P1926. (S291).** Elevated Colorectal Adenoma and Cancer Risk in Liver Transplant Recipients: A Systematic Review and Meta-Analysis
- P1927. (S292).** Impact of Chemotherapy Sequence on Survival Outcomes in Colorectal Cancer Patients Undergoing Surgery: A Comprehensive Analysis of Clinical and Pathological Predictors
- P1928. (S293).** Trends in the Incidence of Early-Onset Colorectal Cancer in Texas from 2000–2019
- P1929. (S294).** Flavored Polyethylene Glycol and Sulfate Solution Is Safe in Cardiac and Hypertensive Patients Undergoing Colonoscopy: Results of a Post Hoc Analysis
- P1930. (S295).** The Impact of Fecal Diversion on Immune Checkpoint Inhibitor Adverse GI Toxicities
- P1931. (S296).** AI-Assisted Colonoscopy May Increase ADR in Right Side of Colon in Gastroenterology Fellows: A Randomized Control Trial
★ *Presidential Poster Award*
- P1932. (S297).** Navigating Antithrombotic Medication Management for Colonoscopy: Patient Perspectives
- P1933. (S298).** Completeness of Reporting of Patient-Reported Outcomes in Clinical Trials for Colostomy and Ileostomy Interventions
- P1934. (S299).** Artificial Intelligence in the Identification of Colon Adenocarcinoma on Biopsies: The Dawn of a New Age
- P1935. (S300).** First-Line Treatment of Fecal Microbiota Transplantation for Immune-Mediated Colitis
★ *Presidential Poster Award*
- P1936. (S301).** Racial Differences in Pre-Cancerous Colorectal Polyps and Colorectal Cancer During Surveillance Colonoscopy Among Patients With Lynch Syndrome: Experiences From a Mid-Atlantic Healthcare System
- P1937. (S302).** Trends in Hospitalized Gastrointestinal Cancer Patients: A Decade of Evolving in Care, Costs, and Outcomes (2011-2020)
- P1938. (S303).** Assessing Enrollment Disparities by Demographics in Colorectal Cancer Clinical Trials Across the United States
- P1939. (S304).** Standardizing Criteria for the Comparison of AI-Based Computer-Aided Detection Programs in Colonoscopy: A Modified Delphi Approach
- P1940. (S305).** Smoking Can Reduce Treatment Response in Microscopic Colitis
- P1941. (S306).** Prescriber Practices and their Impact on Recurrence Rates in Microscopic Colitis
- P1942. (S307).** Pill Poppers and Poop Problems: How Drug Exposure Affects Microscopic Colitis Recurrence Rates
- P1943. (S308).** Efficacy of Fecal Microbiota Transplantation for *Clostridioides difficile* Infection in Immunocompromised Patients
- P1944. (S309).** The Effect of Glucagon-Like Peptide-1 Receptor Agonists on Bowel Preparation for Patients Undergoing Colonoscopy

NOTE: All accepted abstracts will appear in the Supplement to the October 2024 issue of the *AJG*. The supplement IDs are listed in parentheses after the poster ID.

POSTER PRESENTATIONS

MONDAY, OCTOBER 28, 10:30 AM - 4:15 PM

P1945. (S310). Fecal Transplantation Improved Patients' Reported Outcome After Immune Checkpoint Inhibitor Colitis

P1946. (S311). Completion of Bowel Prep at Least 8 Hours Prior to Colonoscopy Ensures an Adequate Quality of Prep

P1947. (S312). Glucagon-Like Peptide -1 Receptor agonists significantly affects quality of prep in screening colonoscopies- A private practice experience

P1948. (S313). Rates of Colorectal Surgery for Patients With Non-Malignant Colorectal Polyps: A National Analysis

P1949. (S314). The Diagnosis and Treatment of Alpha-Gal Syndrome: A Review

P1950. (S315). A 33-Year Community Practice Review of the Risk of Colon Rectal Cancer in Patients With Chronic Ulcerative Colitis

P1951. (S316). Real-World Clinical Outcomes Utilizing a Dehydrated Human Amnion/Chorion Membrane Allograft as a Protective Barrier Against Colorectal Anastomotic Leaks

P1952. (S317). Topical Paclitaxel Therapy for Treatment of Chronic Anal Fissures: A Pilot Study

P1953. (S318). Improved Survival Rates in Large Intestinal Angiosarcomas With Spindle-Shaped Cell Morphology and Surgical Intervention: A Systematic Review and Survival Analysis

P1954. (S319). Wall Thickening of the Lower Gastrointestinal Tract on CT Imaging: What to Expect on Colonoscopy?

P1955. (S320). A Multi-Epitope Self-Amplifying mRNA Vaccine for Colorectal Cancer Immunotherapy Designed by Computational Approaches

P1956. (S321). Diabetes Mellitus and Colorectal Cancer in a Hispanic Population of Puerto Rico

P1957. (S322). Time Trends in Rates of Colorectal Cancer: Results From a National Database

P1958. (S323). Outcomes of Endoscopic Submucosal Dissection for Large Colorectal Neoplasms: An International, Multicenter Perspective

★ *Presidential Poster Award*

P1959. (S324). Colon Cancer Survival Based on Anatomic Subsite: A National Survival Analysis From 1975-2020

P1960. (S325). Elevated Rate of Colorectal Cancer in Native American and Native Alaskans in Alaska Compared to in Other Regions: An Analysis From 2016 to 2020

COLON

Clinical Vignettes/Case Reports

P1961. (S2875). Rare Duodenal Metastasis of Colon Cancer: Management Challenges and Therapeutic Strategies

P1962. (S2876). An Extremely Rare Case of Extra-Nodal Marginal Zone B-Cell Lymphoma in Transverse Colon Found During Screening Colonoscopy in an Asymptomatic Patient

P1963. (S2877). An Extremely Rare Case of the Colorectal Gastrointestinal Stromal Tumor Metastasized to Brain Presenting as Intractable Nausea and Unintentional Weight Loss

NOTE: All accepted abstracts will appear in the Supplement to the October 2024 issue of the *AJG*. The supplement IDs are listed in parentheses after the poster ID.

P1964. (S2878). A Rare Case of Secondary Perianal Paget's Disease

P1965. (S2879). A Rare Presentation of Synchronous Primary Pulmonary and Cecal Adenocarcinoma

P1966. (S2880). Colorectal Lymphangioma: Case Report and Diagnostic Challenges

P1967. (S2881). Hidden Intruders: *Schistosoma mansoni* Masquerading in Colonic Polyps

P1968. (S2882). The Bowel Bug Mystery: *Clostridium difficile* in the Blood - A Rare Misunderstood Phenomenon

P1969. (S2883). Colonic Mucosal Bridges as a Sequela of Fulminant *Clostridium difficile* Colitis

P1970. (S2884). The Role of Dulaglutide in Bowel Perforation

P1971. (S2885). When Friend Becomes Foe: An Uncommon Presentation of Amebic Colitis

P1972. (S2886). Rare EBV-Positive Recurrent Post-Transplant Lymphoproliferative Disorder With Barely Detectable EBV Viremia: A Diagnostic Challenge

P1973. (S2887). Strongyloidiasis Mimicking Carcinoid Syndrome in an Immunocompetent Host

P1974. (S2888). Chronic Diarrhea Leading to Diagnosis of AL Amyloidosis

P1975. (S2889). Splenic Abscess Due to *Entamoeba histolytica*

P1976. (S2890). Looking Beyond the Surface: An Exceedingly Rare Presentation of Metastatic Cutaneous Colorectal Adenocarcinoma

★ *Presidential Poster Award*

P1977. (S2891). A Rare Case of Endometriosis of the Sigmoid Colon

P1978. (S2892). Time Heals All Wounds but Not This One: A Case of an Infiltrating Marjolin Ulcer of the Abdominal Wall Causing Colonic Obstruction

P1979. (S2893). A Rare Case of Metastatic Adenosquamous Cell Carcinoma of the Cecum

P1980. (S2894). Isolated Cecal Ischemia Presenting as a Mass: A Case Report

P1981. (S2895). Unique Presentation of Colonic Single Stripe Sign

P1982. (S2896). An Atypical Colon Polyp Leading to Diagnosis of Metastatic Breast Cancer

P1983. (S2897). Rectal Ulcer and Fistula Development in a Cancer Patient on Immune Checkpoint Inhibitor Immunotherapy: A Case Report

P1984. (S2898). Ogilvie's Syndrome: Is Colonic Resection a Good Option for Patients With Multiple Admissions

P1985. (S2899). Double Trouble: The Rectal Polyp Hiding a Tubulovillous Adenoma and a Carcinoid Surprise

P1986. (S2900). Nontyphoidal Salmonella Bacteremia Causing Mycotic Aneurysms and Subsequent Vascular Graft Infection: A Case Report

P1987. (S2901). Dialysis Catheter-Associated Budd Chiari Syndrome Presenting as Ischemic Colitis

P1988. (S2902). A Rare Presentation of Cytomegalovirus (CMV) Colitis as a Colonic Mass

P1989. (S2903). Detection of Human Genomic DNA in Stool Samples From Seven Patients

P1990. (S2904). History Matters: A Rare Case of Rectosigmoid Endometriosis Disguised as Colorectal Malignancy

★ *Presidential Poster Award*

P1991. (S2905). Periappendiceal Abscess Presenting With Atypical Features Improved With Conservative Therapy

POSTER PRESENTATIONS

MONDAY, OCTOBER 28, 10:30 AM - 4:15 PM

- P1992. (S2906).** Recurrent Diverticulitis Associated With COVID-19 Infection
- P1993. (S2907).** When Imaging Looks Like SCAD But Pathology Shows Collagenous Colitis
- P1994. (S2908).** Pseudomembranous Colitis: Unveiling An Infrequent Culprit Beyond *Clostridium difficile* - A Case Report
- P1995. (S2909).** Metastatic Breast Cancer to the Duodenum Presenting With Gastric Outlet Obstruction.
- P1996. (S2910).** A Rare Case of Primary Melanoma of the Colon
- P1997. (S2911).** Metastatic Merkel Cell Carcinoma of Unknown Primary Presenting as an Exophytic Colon Mass
★ *Presidential Poster Award*
- P1998. (S2912).** Unforeseen Complications: Group B Streptococcus Septicemia Following Polypectomy
- P1999. (S2913).** Chronic Left Lower Quadrant Pain and Iron Deficiency Anemia in a Young Lady Mimicking a Colonic Endometrioma: Consider Cavernous Hemangioma of the Sigmoid
- P2000. (S2914).** A Case of Endometriosis in a Colon Polyp
★ *Presidential Poster Award*
- P2001. (S2915).** Back to the Basics: Use Of Budesonide as the Treatment for Immune Checkpoint Inhibitor Induced Microscopic Colitis Non-Responsive to Prednisone, Infliximab, and Vedolizumab
- P2002. (S2916).** The Hidden Giant: A Rare Case of Giant Colonic Diverticulum in a Young Adult
- P2003. (S2917).** Colorectal Cancer Presenting as Seizures
- P2004. (S2918).** Anorectal Xanthoma: A Rare Incidental Finding of Unclear Importance
- P2005. (S2919).** Unraveling the Mysteries of Segmental Colitis-Associated Diverticulitis: A Case Report of Challenging Diagnosis of SCAD
- P2006. (S2920).** Rapid Weight Loss: A Case of Severe Cap Polyposis Syndrome
- P2007. (S2921).** Lobular Capillary Hemangioma: A Rare Bleeding Entity in the GI Tract
- P2008. (S2922).** Jaw Pain - A Rare Presentation of Metastatic Colon Cancer
- P2009. (S2923).** Unmasking the Mimic: Rectal Endometriosis Deceptive Presentation as Rectal Cancer
- P2010. (S2924).** An Unexpected Discovery During a Surveillance Colonoscopy: Mucinous Appendiceal Neoplasm
- P2011. (S2925).** Colonic Intussusception: A Rare Complication After Colonoscopy
- P2012. (S2926).** The Unexpected Guest: *Enterobius Vermicularis* Encountered During Colonoscopy
- P2013. (S2927).** Amoeboma Mimicking as Colon Cancer: A Rare Presentation of Entamoebiasis
- P2014. (S2928).** Silent Aggressor: Unveiling Duodenal Large-Cell Neuroendocrine Carcinoma
- P2015. (S2929).** A Rare Case of Colonic Extranodal Marginal Zone Lymphoma Presenting as a Positive FIT Test
- P2016. (S2930).** Drug-Induced Colitis Secondary to Dasatinib Therapy in a Patient With Established Ulcerative Colitis
- P2017. (S2931).** The Great Mimicker: Intestinal Tuberculosis Masquerading as Colorectal Cancer
- P2018. (S2932).** A Case of Colo-colonic Intussusception Post-Polypectomy
- P2019. (S2933).** A Case of Cyclical Hematochezia: Diagnosing Colonic Endometriosis With EUS-Guided Biopsy
- P2020. (S2934).** A Rare Encounter: Symptomatic Colonic Perineurioma in a Middle-Aged Woman
- P2021. (S2935).** PCR Positive with Toxin Negative Stool and Underlying Severe *Clostridioides difficile* Infection
- P2022. (S2936).** Fermentation Fallout: A Case of Ischemic Colitis Triggered by Lactulose
- P2023. (S2937).** Genetic Guardian Gone Awry: Cowden Syndrome and PTEN Mutation Causing Hematochezia
- P2024. (S2938).** A Rare Case of Melatonin Induced Microscopic Colitis
- P2025. (S2939).** High-Grade Urothelial Carcinoma Presenting as a Rectosigmoid Mass: An Unusual Mimicker of a Primary Colorectal Malignancy
- P2026. (S2940).** The Telescoping Enigma: A Rare Case of a 22-Year-Old Presenting With Colocolonic Intussusception
- P2027. (S2941).** Perforation Risk Versus Mortality Benefit: The Quandary of Rituximab in Treating Post-transplant Lymphoproliferative Disorder
- P2028. (S2942).** *Yersinia Enterocolitica*: A Rare Cause of Infectious Gastroenteritis in an Immunocompetent Patient
- P2029. (S2943).** Cocaine Crash: The Colonic Cost of Substance Abuse
- P2030. (S2944).** Gastrointestinal Complications of Weight Loss Medications: Phentermine-Induced Ischemic Colitis
- P2031. (S2945).** Almost Partial Colectomy for Suspected Malignant Stricture, Ultimately Saved by Intraoperative Findings
- P2032. (S2946).** A Case of Colonic Stent Fixation With an Over the Scope Clip
- P2033. (S2947).** A Rare Case of Mucosal Schwann Cell Hamartoma
- P2034. (S2948).** Distal Intestinal Obstruction Syndrome From Cystic Fibrosis
- P2035. (S2949).** Unmasking the Uncommon: CMV Colitis in an Immunocompetent Patient - A Diagnostic Challenge
- P2036. (S2950).** Aggressive Behavior of Immune-Mediated Toxicities Following Immune Checkpoint Inhibitor Therapy Rechallenge
- P2037. (S2951).** A Case of Colonic Eosinophilia in the Setting of Strongyloidiasis, Ascariasis, and Food Allergy
- P2038. (S2952).** Recurrent Pleural Effusions From Hepatopulmonary Fistula Secondary to Perforated Diverticulitis
- P2039. (S2953).** Recurrent Volvulus in Patient With Known Neurofibromatosis Type 1
- P2040. (S2954).** A Rare Case of Medullary Carcinoma of the Colon
- P2041. (S2955).** A Rare Case of an Asymptomatic Solitary Colonic Ganglioneuroma Found on Screening Colonoscopy
- P2042. (S2956).** Large Bowel Obstruction From a Gallstone in Cholecystocolonic Fistula
- P2043. (S2957).** Brain Metastasis Secondary to Adenocarcinoma of Colon After Curative Resection of Primary Lesion
- P2044. (S2958).** Fecal Impaction Caused by Bird Feed
- P2045. (S2959).** Primary Rectal GIST: A Case Series and Literature Review
- P2046. (S2960).** Colonic Intramucosal Lipoma: A Clue to an Important Diagnosis
- P2047. (S2961).** Endoscopic Visualization of Pneumatosis Intestinalis in Acute Sigmoid Volvulus

POSTER PRESENTATIONS

MONDAY, OCTOBER 28, 10:30 AM - 4:15 PM

P2048. (S2962). A Case of Severe Campylobacter Colitis in an Immunosuppressed Patient

P2049. (S2963). Unraveling Severe Pseudomembranous Colitis in an Elderly Patient with a Complex Medical History

P2050. (S2964). Sometimes All You Need Is A Proctectomy: A Rare Case of McKittrick-Wheelock Syndrome

P2051. (S2965). Which Came First: The Eggs or the Colitis? A Rare Presentation of Schistosomiasis

P2052. (S2966). An Unusual Cause of Hematochezia: Gastrointestinal Amyloidosis Manifesting as Venous Blebs and Submucosal Hematomas

P2053. (S2967). A Rare Case of a Cecal Inflammatory Fibroid Polyp

P2054. (S2968). Intestinal Myiasis: A Seldom-Detected Cause of Chronic Upper GI Symptoms

P2055. (S2969). Age Is Just a Number: Acute Typhlitis in an Elderly Female Post Renal Transplant

P2056. (S2970). Treatment of Immune Checkpoint Inhibitor Induced Sclerosing Mesenteritis: A Case Series

P2057. (S2971). Adult Onset Hirschsprung Disease Masquerading as Chronic Constipation

P2058. (S2972). A Case of Severe ICI-Colitis With Suprainfection

P2059. (S2973). Unravelling of Oddity and Curiosity in a Case of Fatigue

P2060. (S2974). Elusive Shadows: A Case of Idiopathic Myointimal Fibrosis Masquerading as Recurrent Colon Cancer

P2061. (S2975). Constipation Catastrophe: Unraveling the Mystery of Megacolon and Achalasia in a Young Girl

P2062. (S2976). Primary Campylobacter Colitis Masquerading as *Clostridium difficile* Pseudomembranous Colitis: A Case Report

P2063. (S2977). Hematochezia and Colitis: Uncovering an Unexpected Case of Lower Gastrointestinal

P2064. (S2978). Unmasking Pseudomonas Colitis: A Stealthy Intestinal Invader

P2065. (S2979). An Unexpected Detour: Partial Large Bowel Obstruction Due to Rectal Carcinoma in a Young Adult

P2066. (S2980). A Twist in the Tale: Intussusception as the Initial Presentation of Colon Cancer in a Young Healthy Adult

P2067. (S2981). Intramural Endometriosis of the Sigmoid Colon Masquerading as Diverticulitis: A Diagnostic Challenge

P2068. (S2982). The Art of Disguise: CMV Masquerading as Colonic Malignancy

P2069. (S2983). Rare Case of Mucosal Schwann Cell Hamartoma in the Appendiceal Orifice

P2070. (S2984). Beyond The Surface: A Case Report on GI Manifestations of AIDS Related Kaposi Sarcoma

P2071. (S2985). Colonic Light Chain Amyloidosis Discovered on Screening Colonoscopy

P2072. (S2986). Clear Cells Outside Their Natural Habitat: Incidental Clear Cell Tubular Adenoma Found in Colonoscopy of a Young Woman

P2073. (S2987). Perforated Sigmoid Diverticulitis Presenting With Facial and Neck Swelling

P2074. (S2988). A Rare Case of Postoperative Atypical Hemolytic Uremic Syndrome Following Partial Colectomy

P2075. (S2989). Peroxide Perils: Unintended Colitis After Hydrogen Peroxide Administration for Evaluation of a Rectovaginal Fistula

P2076. (S2990). Underdiagnosed or Underreported? A Rare Case of Eosinophilic Colitis, Case Report

P2077. (S2991). Spotting the Culprit; HSP Vasculitis Presenting as a Massive Lower GI Hemorrhage in an Adult Patient

P2078. (S2992). Re-Emergence of Signet Ring Cell Adenocarcinoma at Ileocolic Anastomosis Post-Subtotal Colectomy for Primary Colonic Adenocarcinoma in a Patient With Crohn's Disease: A Rare Case Study

P2079. (S2993). Mycophenolate-Induced Eosinophilic Colitis

P2080. (S2994). A Case of Multiple NSAID-Induced Strictures of the Ascending Colon

★ *Presidential Poster Award*

P2081. (S2995). Who Did It? A Rare Case of Unintentional Weight Loss and Diarrhea In A Young Immunocompetent Patient

P2082. (S2996). A Normal Screening Colonoscopy and Then a Polypoid Mass: Recurrent Mantle Cell Lymphoma in the Gastrointestinal Tract

P2083. (S2997). Anal Squamous Cell Carcinoma

P2084. (S2998). Gangrenous Peri-Appendiceal Abscess Uncovering a Diagnosis of Common Variable Immunodeficiency

★ *Presidential Poster Award*

P2085. (S2999). True or False? A Case of Large Bowel Obstruction Secondary to Right-Sided Colonic Malignancy Initially Presenting as Ogilvie Syndrome

P2086. (S3000). Eosinophilic Gastroenteritis and Colitis in a Patient With Concomitant Echinococcus Infection

P2087. (S3001). Malignant Myopericytoma Involving the Colon Presenting as Occult Blood Loss

★ *Presidential Poster Award*

P2088. (S3002). A Rare Case of Paraneoplastic Hypercalcemia Associated With Colorectal Adenocarcinoma

P2089. (S3003). A Rare Case of Adult Colonic Intussusception Caused by Colon Cancer

P2090. (S3004). A Rare Case of Mucinous Appendiceal Neoplasm Presenting in a Young Adult Male

P2091. (S3005). A Rare Case of Carbidopa-Levodopa Induced Colitis

★ *Presidential Poster Award*

P2092. (S3006). Minimally Invasive Solutions: Endoscopic Resection of Appendiceal Orifice Polyps Versus Traditional Surgery

★ *Presidential Poster Award*

P2093. (S3007). Colonic Rectal Schwannoma: A Case Report and Review of Literature

P2094. (S3008). Squamous Cell Carcinoma of the Rectum: A Review of Endoscopic Features and Case Report

P2095. (S3009). A Case for Gastrointestinal Specific Polyps in Neurofibromatosis-1

P2096. (S3010). Gemcitabine-Induced Thrombotic Microangiopathy Presenting as Ischemic Colitis in a Patient with Metastatic Triple Negative Breast Cancer: A Novel Case Presentation

P2097. (S3011). Non *C. difficile*-Associated Pseudomembranous Colitis Leading to Septic Shock

P2098. (S3012). A Mysterious Case of Abdominal Pain and Distention Revealing Eosinophilic Enteritis

NOTE: All accepted abstracts will appear in the Supplement to the October 2024 issue of the *AJG*. The supplement IDs are listed in parentheses after the poster ID.

POSTER PRESENTATIONS

MONDAY, OCTOBER 28, 10:30 AM - 4:15 PM

P2099. (S3013). A Rare Occurrence of Signet Ring Cell Carcinoma Arising From the Ascending Colon

P2100. (S3014). Low-Grade Appendiceal Mucinous Neoplasm: A Rare Gastrointestinal Tumor Mimicking Acute Appendicitis

P2101. (S3015). Ectopic Tissue Causing Hematochezia - A Monthly Saga

COLORECTAL CANCER PREVENTION

Standard Study

P2102. (S440). Colon Cancer in 10 Words or Less: Community Perception Offers Insight About Potential Factors Affecting Screening

P2103. (S441). About Her: Trends in Colorectal Cancer Mortality Among Reproductive-Aged Women in the United States

P2104. (S442). Comparative Outcomes of Pancreatic, Colon, and Liver Cancers in GLP-1 RA Treated Patients: A Retrospective Analysis

★ *ACG Outstanding Research Award in the Colorectal Cancer Prevention Category (Trainee)*

★ *Presidential Poster Award*

P2105. (S443). Patient-Centered Approaches to Enhancing Colonoscopy Adherence: Addressing Individual and Systemic Factors in Colorectal Cancer Screening

P2106. (S444). New Territories: Exploring Polyp Characteristics in Adult Colonoscopy Patients Within a Large Community Setting

P2107. (S445). Uncovering Hidden Risks: Exploring Adenoma Detection Rates in Adult Colonoscopy Patients Within a Large Community Setting

P2108. (S446). Lack of Racial and Ethnic Concordant Voices for Underrepresented Minorities in Online Media for Colon Cancer Screening

P2109. (S447). Colorectal Cancer Screening Practices in Patients With Unknown Family History

P2110. (S448). Enhancing Colorectal Cancer Detection by Using Artificial Intelligence-Driven Colonoscopy to Detect Polyp and Adenoma Rates

P2111. (S449). Lost in Translation No Longer: Creating Translated Educational Brochures Dramatically Increased Colorectal Cancer Screening Among Asian Patients in a Student Run Free Clinic

P2112. (S450). Difference in Response Rate in Patients Who Were Approached Versus Patients Who Proactively Reached Out for Free Stool-Based Fecal Immunochemical Test (FIT)

P2113. (S451). Very Low Rate of Post-Colonoscopy Colorectal Cancer in Individuals at Average-Risk for Colorectal Cancer

★ *Presidential Poster Award*

P2114. (S452). Predictive Factors For Adenoma On First Colonoscopy In True Average-Risk Individuals: Results From An Interim Analysis Of A Prospective Cohort Study

P2115. (S453). Clinical Outcomes for Female Patients With Early Onset Colorectal Cancer: An Analysis of the National Inpatient Sample

P2116. (S454). Clinical Outcomes for Black Patients With Early Onset Colorectal Cancer: An Analysis of the National Inpatient Sample

P2117. (S455). Clinical Outcomes for Patients With Hyperlipidemia and Early Onset Colorectal Cancer: An Analysis of the National Inpatient Sample

P2118. (S456). Impact of Preference-Based Digital Navigation on Multi-Target Stool DNA Test Adherence in a Large Colorectal Cancer Screening Population

P2119. (S457). Next Generation mt-sDNA Has the Best Balance Between the Benefit and Burden of the Age- and Interval-Recommended CRC Screening Among Stool- and Blood-Based Tests

P2120. (S458). Impact of Personalized Patient Outreach on Multi-Target Stool DNA Test Adherence in a Large Colorectal Cancer Screening Population

P2121. (S459). Content Analysis of Newspaper Colorectal Cancer Screening Coverage: Before and After the "80% by 2018" NCCRT Goal

P2122. (S460). Non-Invasive Screening Tests for Colorectal Cancer: Analyzing the Performance of FIT and Multi-Target Stool DNA Test

P2123. (S461). AI Language Models vs Medical Guidelines: A Comparative Study of ChatGPT Models in Advising Colonoscopy Follow-Up Intervals

P2124. (S462). Long-Term Oncologic Outcomes in Patients With History of Non-Colorectal Cancer and Positive Multi-Target Stool DNA Test With Negative Diagnostic Colonoscopy for Advanced Colorectal Neoplasia

★ *Presidential Poster Award*

P2125. (S463). The Role of Generative Language Systems in Increasing Patient Awareness of Colon Cancer Screening

P2126. (S464). From Awareness to Action: How a New Jersey based FQHC Doubled Colorectal Cancer Screening Rates

P2127. (S465). Analysis for Nonadherence for Colorectal Cancer Screening in a Primary Care Setting

P2128. (S466). Optimizing Colorectal Cancer Screening: Effective FIT Distribution and Follow-Up Strategies in the ACCESS Program

P2129. (S467). A Retrospective Study Examining the Impact of Computer-Aided Detection on Adenoma Detection Rate Amongst Non-Gastroenterology Endoscopists in a Rural Medical Center

P2130. (S468). Improving FITness: Increasing Colorectal Cancer Screening Rates in Average-Risk Veterans Aged 45-49 in Southeast Louisiana

P2131. (S469). Colon Cancer Awareness Among South Asians in the New York City Area

P2132. (S470). Association of Marijuana Use With Colorectal Neoplasia

P2133. (S471). Project Purple: Awareness of Colorectal Cancer Screening Among Women Undergoing Mammograms

P2134. (S472). Glucagon-Like Peptide-1 Receptor Agonist (GLP-1RA) Use Reduces Risk of Early-Onset Colorectal Cancer in Patients with Type 2 Diabetes-Mellitus (T2DM)

★ *Presidential Poster Award*

P2135. (S473). Measuring Mucosal Inspection Time to Determine Optimal Withdrawal Time in Diagnostic and Screening Colonoscopy: A Mixed Methods Study

P2136. (S474). Colorectal Cancer in Heart Transplant Patients: Effect of Immunosuppressant Medications

★ *Presidential Poster Award*

P2137. (S475). Assessing Rates of Colorectal Cancer Diagnosis and Survival With Colonoscopies in the Elderly: A Real-World Analysis From a Large Integrated Health System

P2138. (S476). Adherence to Surveillance Colonoscopy and Associated Factors: A Systematic Review

P2139. (S477). Head-to-Head Real World Comparative Analysis of Two Artificial Intelligence-Assisted Colonoscopy Systems

P2140. (S478). Does the Number of Post-Immigration Years Affect Colonoscopy Screening Results in Chinese Immigrants?

POSTERS
MONDAY

POSTER PRESENTATIONS

MONDAY, OCTOBER 28, 10:30 AM - 4:15 PM

P2141. (S479). Differences in Lynch Syndrome Surveillance Colonoscopy by Mismatch Repair Gene Type: Experiences From a Mid-Atlantic Healthcare System

P2142. (S480). Comparison of Pro-Inflammatory Circulating Biomarkers Between Early vs Later Onset Colorectal Cancer: Results From the ColoCare Study

P2143. (S481). Increasing Access to Colonoscopies for Under-Resourced Patients at Good Neighbor Health Clinic: Success of a Free Community Clinic and Academic Medical Center Partnership

★ *Presidential Poster Award*

P2144. (S482). Impact of the COVID-19 Pandemic on Fecal Immunochemical Testing, Colonoscopy Services, and Colorectal Neoplasia Detection by Race and Ethnicity in a Large United States Community-Based Population

P2145. (S483). "But I Don't Eat That!": Enhancing Pre-Endoscopy Bowel Preparation Instructions With Culturally Sensitive Nutrition Information

P2146. (S484). Predictors of Incomplete Polypectomy in Patients Undergoing Screening Colonoscopy for Liver Transplant Evaluation

P2147. (S485). Projected Benefit and Cost-Effectiveness of Offering a Choice of Blood-Based Screening Versus Existing Screening Tests for Colorectal Cancer in Two Real-World Settings

P2148. (S486). Age and Racial Disparities in Fecal Immunochemical Test Adherence in an Urban Primary Care Clinic

P2149. (S487). Modification of the Fecal Immunochemical Test (FIT) Return Envelope Process Improves Lab Acceptance Rate

★ *Presidential Poster Award*

P2150. (S488). Bowel Preparation Hesitancy Identified as Biggest Barrier to Screening Colonoscopy: Results from a Large Online Survey of Patients Who Complete Colonoscopy

P2151. (S489). Factors Associated With Colonoscopy Hesitancy Among Adults Who Have Not Undergone Screening: Results of a Large Online Survey

P2152. (S490). Colorectal Carcinoma Screening: Addressing Language Barriers in a Community-Based Clinic

P2153. (S491). From Past to Present: Analyzing 30 Years of Colorectal Cancer Incidence Trends in Ages 40-49 Years (1990-2021)

P2154. (S492). Strategies and Outcomes for Improving Bowel Preparation for Colonoscopy

P2155. (S493). Success of Repeated Orders for Multi-target Stool DNA Testing in Clinical Practice

P2156. (S494). Colorectal Cancer in Focus: Trends and Insights from a National Analysis

P2157. (S495). Mind the Gap: Identifying and Addressing the Knowledge Gap Among Internal Medicine Residents on Colorectal Cancer Screening Options

P2158. (S496). Root Cause Analysis of Post-Colonoscopy Colorectal Cancer in FIT-Positive Individuals: Results From A Nationwide Database

P2159. (S497). Unraveling State-level Variations in Early-Onset Colorectal Cancer: A Comprehensive Analysis From USCS Database Across 50 U.S. States

P2160. (S498). Efficacy and Tolerability of Linaclotide Combined with Polyethylene Glycol for Bowel Preparation: A Meta-Analysis

P2161. (S499). Utilization of Patient Counseling to Increase Colorectal Cancer Screening Rates in an Internal Medicine Resident Continuity Clinic

COLORECTAL CANCER PREVENTION

Clinical Vignettes/Case Reports

P2162. (S3163). Navigating Serrated Polyposis Syndrome: The Role of Personalized Surveillance

P2163. (S3164). Behind the Symptoms: Unmasking Syphilis Proctitis Through a Unique Care

P2164. (S3165). Double Trouble: Unmasking Colonic MALT Lymphoma in Two Cecal Polyps

P2165. (S3166). Colorectal Cancer Screening in a Patient With Cystic Fibrosis Status-Post Lung Transplant

P2166. (S3167). Championing Change: UVA's Battle Against Early Onset Colorectal Cancer

P2167. (S3168). Infrequent Intruder: A Case of Signet Ring Cell Carcinoma in Ulcerative Colitis

P2168. (S3169). A Case of Concomitant Duodenal and Colonic Primary Adenocarcinoma in a Patient With PMS2 Deficient Lynch Syndrome

ENDOSCOPY VIDEO FORUM

P2169. (S3194). Taming Type 3 Achalasia and Co-Existing Diverticula With POEM

P2170. (S3195). Endoscopic Ultrasound-Guided Gastroenterostomy: An Animated Educational Video Review

P2171. (S3196). Drilling And Blasting Method Sequence - A Novel Approach For Endoscopic Management Of Gallstone Ileus

P2172. (S3197). Spray Cryotherapy for Management of an Anastomotic Esophagojejunal Stricture

P2173. (S3198). The Feasibility of Retrograde Small Bowel Endoscopy for Video Capsule Retrieval

P2174. (S3199). Taking Advantage of a Novel One-to-One Rotatable Sphincterotome to Achieve Successful Cannulation of the Bile Duct With a Forwarded Looking Upper Endoscope. Top Tips on How to Perform ERCP When Duodenoscope Won't Pass

P2175. (S3200). Intracystic Hemorrhage With Pancreatic Cyst FNA: Novel Use of Hemostatic Gel Application for Successful Management

P2176. (S3201). A Knot So OK Pouch

P2177. (S3202). A Cholecystgastrostomy Conundrum: Intracholecystic Migration of Dual Double Pigtail Stents

P2178. (S3203). Novel Hemostatic Gel Used in Bleeding Esophageal Ulcer Promotes Mucosal Healing

P2179. POSTER WITHDRAWN

P2180. (S3205). Electrosurgical Mucosotomy for Intramucosal Esophageal Dissection

P2181. (S3206). Novel Trans-Pyloric Gastric Fixation to Facilitate ESD Resection of a Large Duodenal Brunner Gland Subepithelial Mass

P2182. (S3207). Percutaneous Needle Decompression for Tension Pneumoperitoneum During Gastrointestinal Endoscopy: A Step-by-Step Guide With Case Examples

POSTER PRESENTATIONS

MONDAY, OCTOBER 28, 10:30 AM - 4:15 PM

ESOPHAGUS

Standard Study

- P2183. (S618).** Unmet Needs Among Patients with Eosinophilic Esophagitis Despite Biologic Use
- P2184. (S619).** Clinicians Report Uncertainty Regarding Approaches to Treatment Beyond Proton Pump Inhibitors in Eosinophilic Esophagitis
- P2185. (S620).** Assessing the Concordance Between Patients With Eosinophilic Esophagitis and Their Treating Physicians: Evidence From a Real-World Study
- P2186. (S621).** Clinician Perspectives on Challenges and Resource Gaps in Eosinophilic Esophagitis: A Qualitative Analysis
- P2187. (S622).** Risk of Barrett's Esophagus in Eosinophilic Esophagitis: A Multi-Center Research Network Analysis
- P2188. (S623).** Routine Biopsies for Eosinophilic Esophagitis are Unhelpful in Patients With Dysphagia With a Normal-Appearing Esophagus on Endoscopy
- P2189. (S624).** Dysphagia Among Veterans: Are the UES and LES Partners in Crime?
- P2190. (S625).** Safety of Esophageal Dilation Procedures in Patients on Antithrombotic Therapy: A US Collaborative Network Cohort Study
★ *ACG Outstanding Research Award in the Esophagus Category (Trainee)*
★ *Presidential Poster Award*
- P2191. (S626).** Retrospective Study to Investigate the Validity of the "Rule of 3" in Esophageal Dilation
- P2192. (S627).** A Review of Serious Adverse Drug Reactions (ADRs) from Dupilumab (Dupixent) Reported to the Federal Adverse Event Reporting System (FAERS)
- P2193. (S628).** Understanding the Current State of Eosinophilic Esophagitis Research: Insights from ClinicalTrials.gov
- P2194. (S629).** It Is Good to Know if You Glow: A Scoping Review of ALDH2 Mutations and Guidelines for Esophageal Cancer
- P2195. (S630).** Risk Factors for Esophageal Variceal Ligation Ulcer Bleeding
- P2196. (S631).** Esophageal Variceal Ligation Ulcer Bleeding: Outcomes of Different Modalities Used for Treatment
- P2197. (S632).** Diagnostic Accuracy of Visual Evaluation for Eosinophilic Esophagitis Among Patients Undergoing Endoscopy for Dysphagia at an Ambulatory Center: A Retrospective Cohort Study
- P2198. (S633).** Gastroesophageal Reflux Disease (GERD) and Risk of Incident Acute Myocardial Infarction: A Systematic Review and Meta-analysis of Cohort Studies
- P2199. (S634).** Proton Pump Inhibitor Deprescription, an Internal Medicine Resident Clinic Experience
- P2200. (S635).** Role of TSLP in an Experimental Mouse Model of Eosinophilic Esophagitis
- P2201. (S636).** Monoclonal Antibody Dupilumab Efficiency on Eosinophilic Esophagitis
- P2202. (S637).** Temporal Trends in the Mortality of Esophageal Malignancies in Canada Over the Past 3 Decades
- P2203. (S638).** FLIP Measurements and Opening Classifications After Pneumatic Dilation
- P2204. (S639).** Impact of Barrett's Esophagus on Inpatient Outcomes in Patients Hospitalized With Coronary Artery Disease - A Nationwide Analysis

- P2205. (S640).** Seasonal Variation of Food Bolus Impaction in Patients With Eosinophilic Esophagitis
- P2206. (S641).** Outcome of Radiation-Related Esophageal Stricture From Endoscopic Dilation
- P2207. (S642).** Assessing the Quality of AI Responses and Resistance to Sycophancy in Providing Patient-Centered Medical Advice on Gastroesophageal Reflux Disease
- P2208. (S643).** Assessing Risk of Gastroesophageal Reflux Disease and its Complications in Patients Starting Tirzepatide
- P2209. (S644).** Pharmacokinetics and Local Tolerability of EP-104GI, an Extended-Release Formulation of Fluticasone Propionate for Treatment of Eosinophilic Esophagitis, After Intra-Esophageal Injection in Mini-Pigs
★ *Presidential Poster Award*
- P2210. (S645).** Esophageal Motility Patterns in Patients Receiving GLP-1RA Therapy
- P2211. (S646).** An Observational Retrospective Cohort Study using PPI, Aspirin, Pyridoxine, and Folic Acid therapy for Non-Dysplastic Barrett's Esophagus
- P2212. (S647).** Balloon Cryotherapy is Highly Effective in Patients With Poor Response to Radiofrequency Ablation Therapy for Dysplastic Barrett's Esophagus: Preliminary Results from the NO FEAR-BE Study
- P2213. (S648).** Dupilumab Is Effective in Treating EoE Regardless of Baseline Weight or BMI: Results From the LIBERTY EoE TREET Study
- P2214. (S649).** Design of the Phase 4 REMODEL Study Assessing the Effect of Dupilumab on Esophageal Function and Remodeling in Adult Patients With Active Eosinophilic Esophagitis
- P2215. (S650).** Reassessing the Need for Continued PPI Therapy in Chronic GERD
- P2216. (S651).** Risk of De Novo Barrett's Esophagus Post Sleeve Gastrectomy: A Systematic Review and Meta-Analysis
- P2217. (S652).** Burden of Esophageal Cancer Attributable to Smoking in the United States and Its Trend from 1990-2021: A Benchmarking Systematic Analysis for the Global Burden of Disease Study 2021
★ *Presidential Poster Award*
- P2218. POSTER WITHDRAWN**
- P2219. (S654).** Characteristics of Patients With Eosinophilic Esophagitis on Concomitant Advanced Immune Therapies
- P2220. (S655).** Vonoprazan Improves Nocturnal Gastroesophageal Reflux Symptoms in Non-Erosive Reflux Disease
★ *Presidential Poster Award*
- P2221. (S656).** Mean Nocturnal Baseline Impedance is Lower in Patients With Erosive Reflux Disease, Barrett's Esophagus, Higher Body Mass Index, in Comparison With Nonerosive Reflux Disease
- P2222. (S657).** Wireless pH Intolerance and Complications: Insights From a Neurogastroenterology Center of Excellence
- P2223. (S658).** Overutilization of Proton Pump Inhibitors in a Community-Based Hospital: A QI Initiative
- P2224. (S659).** Prevalence and Costs of Eosinophilic Esophagitis in the United States
- P2225. (S660).** Reducing Inappropriate Use of Proton Pump Inhibitors in Outpatient Settings: A Quality Improvement Project
- P2226. (S661).** Dupilumab Improves Multiple Histopathologic Endpoints in Children With Eosinophilic Esophagitis: 52-Week Results From the Phase 3 EoE KIDS Trial
★ *Presidential Poster Award*

POSTER PRESENTATIONS

MONDAY, OCTOBER 28, 10:30 AM - 4:15 PM

- P2227. (S662).** A 32-Year Review of the Effectiveness of Periodic Surveillance of Barrett's Esophagus to Detect Early Esophageal Adenocarcinoma in the Community Setting
- P2228. (S663).** Investigating the Risk Factors for Recurrence of T1B Esophageal Adenocarcinoma After Esophagectomy: A Long-Term Follow-Up Retrospective Study
- P2229. (S664).** Pathologic Evaluation to Determine Depth of Invasion Cutoff for Superficial Esophageal Submucosal Adenocarcinoma
- P2230. (S665).** Evaluating Risk Factors for Lymph Node Metastasis in Surgically Resected T1b Esophageal Adenocarcinoma
- P2231. (S666).** Esophageal Food Impaction (EFI): A Retrospective Review Comparing Pediatric and Adult Patients
- P2232. (S667).** Family History of Eosinophilic Esophagitis or Other Eosinophilic Gastrointestinal Disease Is Not Associated With Non-Response to Topical Steroid Treatment in Eosinophilic Esophagitis
- P2233. (S668).** FLIP Distensibility Index Correlates With Radiation Dose in Cancer Patients With Radiation Exposure and Dysphagia
- P2234. (S669).** The Incidence of Adverse Events Associated With Three-Stage Esophageal Balloon Dilators: A Retrospective Review of the MAUDE Database
- P2235. (S670).** Unmasking the Racial Divide in Esophageal Adenocarcinoma: A SEER Database Analysis of Management and Outcomes
- P2236. (S671).** Seasons of Eosinophilic Esophagitis: Pinpointing the Summer Summit of Exacerbations
- P2237. (S672).** Accuracy and Helpfulness of Chat GPT Compared to Traditional Search Engines for Gastroesophageal Reflux Disease (GERD) Queries: A New Era of Information Retrieval

ESOPHAGUS

Clinical Vignettes/Case Reports

- P2238. (S3314).** Rare Plummer-Vinson Syndrome in a Woman of Southwest Asian Descent
- P2239. (S3315).** Uncommon Presentation of Esophageal Foreign Body Impaction in an Elderly Patient
- P2240. (S3316).** Esophageal Leak and Mediastinitis After Peroral Endoscopic Myotomy Treated Endoscopically
- P2241. (S3317).** A Case of Fistulizing, Lower Esophageal Squamous Cell Carcinoma Following Heller Myotomy With Fundoplication in a Patient With Achalasia
- P2242. (S3318).** A Rare Case of an Atrioesophageal Fistula after a Maze Procedure
- P2243. (S3319).** Beyond the Food Bolus: Esophageal Perforation After Rigid Esophagoscopy
- P2244. (S3320).** Esophagitis in a Post-Liver Transplant Patient: A Case of Cytomegalovirus and Herpes Simplex Virus-1 Coinfection
- P2245. (S3321).** Opioid-Induced Esophageal Dysfunction Masquerading as Type I Achalasia
- P2246. (S3322).** Black Esophagus: A Compelling Case Report on Acute Esophageal Necrosis
- P2247. (S3323).** Acute Disseminated Intravascular Coagulation: A Rare Complication of Poorly Differentiated Esophageal Adenocarcinoma
- P2248. (S3324).** Accidental Caustic Esophageal Injury After Drinking an Irish Car Bomb Shot
- P2249. (S3325).** Esophageal Obstruction Secondary to Gastric Intussusception of Hiatal Hernia: A Cathartic Reduction
★ *Presidential Poster Award*
- P2250. (S3326).** A Rare Case of Complete Esophageal Obstruction Following Recurrent Banding of Gastroesophageal Varices
- P2251. (S3327).** Black Esophagus: A Devastating Consequence - A Case Report and Comprehensive Literature Analysis
- P2252. (S3328).** Esophageal Stricture Post Endoscopic Submucosal Dissection of Distal Circumferential Esophageal Squamous Cell Dysplasia: A Persistent Challenge
- P2253. (S3329).** Uncovering the Unexpected: A Rare Case of Carcinoma Cuniculatum in the Esophagus
- P2254. (S3330).** Giant Mediastinal Hemangioma with Esophageal Involvement Causing Food Impaction
- P2255. (S3331).** Orange You Glad I Drank My Potassium: A Case of a Spontaneous Esophageal-Pleural Fistula
- P2256. (S3332).** Chronic Aspiration: A Potential Complication of Cricopharyngeal Muscle Dysfunction (CMD)
- P2257. (S3333).** Incidental Finding of Esophageal Intramural Diverticulosis in Elderly Male With Recurrent Dysphagia
- P2258. (S3334).** Rapidly Growing Adenocarcinoma at the Gastroesophageal Junction 18 Years After Roux-en-Y Gastric Bypass: A Case Report and Review of Surveillance Necessities
- P2259. (S3335).** Pantoprazole-Induced Hypomagnesemia: A GERD Management Dilemma
- P2260. (S3336).** A Rare Case of Aspiration Pneumonia From a Bronchoesophageal Fistula
- P2261. (S3337).** A Rare Presentation of Pseudoachalasia - Focusing on the Challenges and Strategies for Secondary Achalasia in Clinical Practice.
- P2262. (S3338).** An Extremely Rare Case of Dysphagia in Adults: Esophageal Duplication Cyst
- P2263. (S3339).** A Case of Opioid-Induced Esophageal Dysmotility (OIED) in the Setting of Hypermobile Ehlers-Danlos Syndrome (hEDS)
- P2264. (S3340).** An Unusual Cause of Food Impaction: Neuroendocrine Tumor
- P2265. (S3341).** Killian-Jamieson Diverticulum and Cricopharyngeal Dysfunction: A Case Report of Clinical Conundrum
- P2266. (S3342).** Interplay of Hypereosinophilic Syndrome (HES) With Serosal Eosinophilic Gastroenteritis (EGE)
★ *Presidential Poster Award*
- P2267. (S3343).** Hard to Swallow: Epiglottic Calcification as an Uncommon Cause of Dysphagia
- P2268. (S3344).** A Misleading Path: Blown Out Myotomy (BOM) Disguised as a Slipped Nissen
- P2269. (S3345).** From Dysphagia to Diagnosis: An Esophageal Enigma in a Post-Bacteremia Patient
- P2270. (S3346).** A Rare Case of Dual Pathogen Infectious Esophagitis
- P2271. (S3347).** Management of Acute Esophageal Necrosis Complicated by Diabetic Ketoacidosis
- P2272. (S3348).** A Case of Esophagopleural Fistula Complicated by Recurrent Pleural Effusions
- P2273. (S3349).** Esophageal Graft vs Host Disease Presenting With Dysphagia
- P2274. (S3350).** Successful Endoscopic Mucosal Resection of Primary Esophageal MALT Lymphoma and Subsequent Surveillance

POSTER PRESENTATIONS

MONDAY, OCTOBER 28, 10:30 AM - 4:15 PM

- P2275. (S3351).** A Case Report of Black Esophagus
- P2276. (S3352).** Esophagitis Dissecans Superficialis: A Digestible Introduction to a Rare Disorder
- P2277. (S3353).** A Rare Case of Esophageal Squamous Cell Carcinoma Arising From Barrett's Segment With High Grade Dysplasia
- P2278. (S3354).** Unraveling the Unexpected: From Food Impaction to Esophageal Rupture: A Complicated Presentation of Eosinophilic Esophagitis
- P2279. (S3355).** Recurrent Doxycycline Induced Esophagitis – Recurrent on Board Exams, Rarer in Reality
- P2280. (S3356).** Prolonged Dwelling of Lumen Opposing Metal Stent Resulting in Epithelization
- P2281. (S3357).** Is It Time to Panic?: A Rare Case of MANEC at the Gastroesophageal Junction
- P2282. (S3358).** Therapeutic Paradox: Oropharyngeal Dysphagia Requiring Percutaneous Endoscopic Gastrostomy Tube Placement Following Botox Injection
- P2283. (S3359).** Delayed Metastatic Breast Cancer Causing Pseudoachalasia
- P2284. (S3360).** Nondiabetic Gastric Outlet Obstruction With Duodenal Ulcer Leading to Acute Esophageal Necrosis in 88-Year-Old Male
- P2285. (S3361).** Heterotopic Pancreatic Tissue at the Gastroesophageal Junction Mimicking Barrett's Esophagus
- P2286. (S3362).** Para-Esophageal Abscess Causing Dysphagia From Post-Operative Complication of CABG Surgery
- P2287. (S3363).** Acute Esophageal Necrosis Presenting as Melena in Metastatic Malignancy
- P2288. (S3364).** Varied Endoscopic Presentations of Eosinophilic Esophagitis in Cancer Patients: A Case Series
- P2289. (S3365).** A Case of Spindle Cell Squamous Cell Carcinoma of the Esophagus
- P2290. (S3366).** Endoscopic Haircuts Successfully Manage Dysphagia due to Hair Growth in Neoesophagus Constructed With Percutaneous Pectoralis Major Myocutaneous Flap
- P2291. (S3367).** Herpes Simplex Virus and Cytomegalovirus Coinfection of the Esophagus in an Immunosuppressed Patient
- P2292. (S3368).** Black Esophagus - A Rare Cause of Upper GI Bleeding in the Metastatic Pancreatic Cancer after Initiation of FOLFIRINOX Chemotherapy
- P2293. (S3369).** Invisible Invader: Asymptomatic Esophageal Erosion by a LINX Device in GERD Treatment
- P2294. (S3370).** Esophageal Granular Cell Tumor Associated With Eosinophilic Gastrointestinal Disease: A Case Report
- P2295. (S3371).** Behçet's Disease: A Rare Case of Esophageal Involvement
- P2296. (S3372).** Difficult to Stomach: A Case of Esophagopleural Fistula Complicated by Stent Migration
- P2297. (S3373).** Russell Body Esophagitis Without Associated Barrett's Esophagus: One of Two Reported Cases
★ *Presidential Poster Award*
- P2298. (S3374).** Jackhammer Esophagus: An Unusual Presentation of Neuromyelitis Optics Spectrum Disorder
★ *Presidential Poster Award*
- P2299. (S3375).** Is It a Wrap? Achalasia Management After Sleeve Gastrectomy
- P2300. (S3376).** Acute Esophageal Necrosis: An Uncommon Culprit Behind Upper GI Bleeding
- P2301. (S3377).** Dysphagia Lusoria Due to Kommerell Diverticulum
- P2302. (S3378).** Successful Medical Management Strategy for Injection Site Intolerance in Dupilumab Therapy
- P2303. (S3379).** Hypoglossal Nerve Stimulator Migration Into the Hypopharynx
- P2304. (S3380).** Alcohol and Sepsis: A Deadly Duo Leading to Acute Esophageal Necrosis
- P2305. (S3381).** The Emerging Role of Endoscopic Ultrasound in Diagnosing Dysphagia Lusoria
- P2306. (S3382).** Endoscopic Findings of Necrotic Esophagus in the Setting of Suspected Malignancy
- P2307. (S3383).** Esophageal Dysphagia Secondary to Diffuse Idiopathic Skeletal Hyperostosis-Associated Cervical Osteophytes
- P2308. (S3384).** Now You See It, Now You Don't - A Rare Cause of Non-Variceal Upper GI Bleeding in a Cirrhotic Patient: Esophageal Dieulafoy's Lesion
- P2309. (S3385).** Gastric Lap Band as a Cause of Pseudoachalasia
- P2310. (S3386).** Concurrent Esophageal Cytomegalovirus, Herpes Simplex Virus, and Candida Coinfection in an Immunocompromised Patient: A Case Report
- P2311. (S3387).** A Doomsday Bacteria or an Innocent Bystander: Sarcina ventriculi Associated Esophagitis - A Case Report
- P2312. (S3388).** A Case of Severe Achalasia and Tracheal Compression in Third Trimester Pregnancy
- P2313. (S3389).** Inconsistency With CT Scan and X-ray Esophagogram Findings: A Rare Case of Boerhaave Syndrome
- P2314. (S3390).** Acute Dysphagia: A Rare Presentation of Graves' Disease
- P2315. (S3391).** Lymphocytic Esophagitis and Crohn's Disease in Adult
- P2316. (S3392).** Rash Decisions: An Unexpected Consequence of PPI Use
- P2317. (S3393).** Therapeutic Response From Tofacitinib in a Patient with Refractory Multisegment Eosinophilic Gastrointestinal Disorders and Hypereosinophilia
- P2318. (S3394).** When Food Makes You Skip a Beat: Esophageal Cancer Presents as Supraventricular Tachycardia
- P2319. (S3395).** Russell Body Esophagitis: Food Bolus Leads to Rare Diagnosis
- P2320. (S3396).** Concurrent Rare Parahiatal Hernia With a Sliding Hiatal Hernia Seen on Esophagogastroduodenoscopy: A Case Report
- P2321. (S3397).** Acute Esophageal Necrosis From Ingestion of Household Cleaners: Showcase of Endoscopic Imaging From Severe Caustic Injury
- P2322. (S3398).** Acute Esophageal Necrosis in a COVID Positive Patient After Anti-Viral Therapy Complicated by Esophageal Stricture
- P2323. (S3399).** Pill Swallowing: A Case of Misdirection - Hydroxychloroquine Induced Pill Esophagitis Complicated by an Aberrant Right Subclavian Artery
- P2324. (S3400).** A Case of Pemphigus Vulgaris Found on Endoscopy in a Septic Patient Presenting with Odynophagia
- P2325. (S3401).** Recurrent Proximal Esophageal Stricture: Sequela of Lymphocytic Esophagitis
- P2326. (S3402).** A Snorted Story: When Cocaine Met the Esophagus
- P2327. (S3403).** Dupilumab in Combination Biologic Therapy in a Patient With Eosinophilic Esophagitis and Undifferentiated Connective Tissue Disease
- P2328. (S3404).** A Rare Case of Severe Upper Gastrointestinal Bleeding Due to Esophageal Pseudodiverticulosis in a Patient With CMV Esophagitis

POSTER PRESENTATIONS

MONDAY, OCTOBER 28, 10:30 AM - 4:15 PM

FUNCTIONAL BOWEL DISEASE

Standard Study

- P2329. (S765).** Clinical Insights Into Disaccharidase Deficiency: Prevalence, Intestinal Histology, and Outcomes at a Tertiary Care Center
- P2330. (S766).** Patient Engagement in Community-Based Virtual Gastro Psychology Services for IBS
- P2331. (S767).** Treatments Used for Patients With Gastroparesis at a Tertiary Care Center
- P2332. (S768).** Biofeedback Therapy is Effective in All Types of Pelvic Floor Dyssynergia: A Tertiary Care Centre Experience From India
- P2333. (S769).** Bias in the Bowel: Disparities in Diagnostic Testing for Constipation
- P2334. (S770).** Efficacy and Safety of Linaclotide in Patients With Chronic Idiopathic Constipation: A Post Hoc Analysis of Phase 3 Clinical Study Data Assessing Primary and Additional Endpoints by Race and Ethnicity, and by Age
- P2335. (S771).** Patients With Irritable Bowel Syndrome With Constipation From the IBS in America 2024 Real-World Survey Experience Burdensome Symptoms Beyond Constipation
- P2336. (S772).** Sick, Sluggish, And Sleepy: How Nausea Severity Correlates With Fatigue, Sleep Disturbance, and Quality Of Life
- P2337. (S773).** Baseline Severity Correlates with Symptom Improvement on Novel Digital Hypnotherapy Intervention for Bloating
- P2338. (S774).** Utilization of Bowel Regimens in the Medical Intensive Care Unit
- P2339. (S775).** Correlation of Point-of-Care, Digital Signal Processed, Bowel Sounds With Lactulose Breath Testing in Patients With Irritable Bowel Syndrome
- P2340. (S776).** Does Anorectal Manometry Predict the Response to Pelvic Floor Biofeedback in Patients With Constipation? A Retrospective Study
- P2341. (S777).** Relationships Between Bowel Movements and Basal Levels of Breath Hydrogen and Methane as Measured by a Portable Handheld App-Connected Device
- P2342. (S778).** The Impact of Workplace Bathroom Access and Privacy on Irritable Bowel Syndrome (IBS) Patients
- P2343. (S779).** Majority of Patients Visiting the Emergency Department for Chronic Constipation Are Not on Appropriate Medications and Likely to Return Within One Year
- P2344. (S780).** Examining the Influence of Food Environment and Socioeconomic Factors on Diabetic Gastroparesis Disease Severity
- P2345. (S781).** Unveiling the Psychological Toll: How Swallowing Difficulties Reflect Anxiety and Depression
- P2346. (S782).** Nutritional Status and Eating Patterns in Patients With Cyclic Vomiting Syndrome
- P2347. (S783).** Exploring the Gender-Specific Impact of Hormonal Factors on GI Motility Disorders: A Comprehensive Population-Based Study
- P2348. (S784).** Factors Relating to Slow Gastric Emptying on Glucagon-Like Peptide-1 Agonist Therapy, Lack of Prolonged Emptying Slowing After GLP1 Agonist Cessation, and Impact of Emptying Delays on GLP1 Agonist Prescription Patterns
- P2349. (S785).** Single-Center Experience with Concomitant Use of Novel and Off-Label Prescriptions for Chronic Constipation
- P2350. (S786).** The Prevalence of Cardiac Autonomic Neuropathy (CAN) in Diabetic Gastroparesis

P2351. (S787). Whole Gut Transit Scintigraphy for the Assessment of Patients with Symptoms of Constipation

P2352. (S788). Coexistent Fecal Incontinence and Constipation: Examination of Clinical and Physiological Features

P2353. (S789). Anorectal Manometry Biofeedback Therapy for Defecation Disorders: Response Rate and Factors Predicting Improvement

P2354. (S790). Amitriptyline Efficacy in Irritable Bowel Syndrome: A Comprehensive Meta-Analysis of Randomized Controlled Trials

P2355. (S791). An Association Between IBS Quality of Life Score and Symptoms of Abdominal Pain, Bloating, and Cramping in IBS-C: A Pooled Phase 3 Trial Correlation Analysis

P2356. (S792). Weighting on Methane: Weight Loss Medications Associated With Increased Incidence of SIBO

P2357. (S793). Hormone Replacement Therapy Is Associated With Increased Risk of Developing Irritable Bowel Syndrome in Post-Menopausal Women

★ *Presidential Poster Award*

P2358. (S794). Exploring the Attitude and Acceptance Toward the Use of Artificial Intelligence (AI) and Digital Therapeutics in the Management of Patients With Chronic Constipation

P2359. (S795). Exploring IBS and IBD Treatment Trends on TikTok: Insights From Patients and Healthcare Professionals

P2360. (S796). Evaluating Trends In Rumination Syndrome: A Retrospective Analysis of El Paso Population

P2361. (S797). Examining The Relationships of Small Bowel and Colonic Bacterial Burden Using Area Under the Curve to Symptoms of Small Intestinal Bacterial Overgrowth (SIBO) in the Lactulose Breath Test

P2362. (S798). A Multicenter, Sham-Controlled, Randomized Controlled Trial of Interferential Therapy for the Treatment of Chronic Constipation

★ *Presidential Poster Award*

P2363. (S799). Plecanatide Is Efficacious in Patients With Irritable Bowel Syndrome With Constipation (IBS-C) and Bloating: Evaluation Using Trisymptom Composite Endpoints

FUNCTIONAL BOWEL DISEASE

Clinical Vignettes/Case Reports

P2364. (S3503). Irritable Bowel Syndrome or Acute Intermittent Porphyria - The Clinical Conundrum in Healthy Young Individuals

★ *Presidential Poster Award*

P2365. (S3504). When the Heart's Cure Becomes the Stomach's Challenge: A Rare Case of Post Cryoballoon Ablation Gastroparesis

P2366. (S3505). Chronic Tirzepatide Use Mimics Histology Findings of Celiac Disease: A Case Report

P2367. (S3506). Clozapine-Induced Ogilvie Syndrome

P2368. (S3507). Overcoming Severe Weight Loss in Rumination Syndrome: The Role of J Tube Feeding - A Case Series

P2369. (S3508). A Man With Paraneoplastic Gastrointestinal Dysmotility

NOTE: All accepted abstracts will appear in the Supplement to the October 2024 issue of the *AJG*. The supplement IDs are listed in parentheses after the poster ID.

POSTER PRESENTATIONS

MONDAY, OCTOBER 28, 10:30 AM - 4:15 PM

GENERAL ENDOSCOPY

Standard Study

- P2370. (S874).** Simulations Today, Gastroenterologists Tomorrow: A Study Assessing Use of Endoscopy Simulators to Increase Interest and Understanding of Gastroenterology Among Medical Trainees
- P2371. (S875).** A Reproducible Simulation-Based Endoscopy Workshop: A High-Yield Experience for Medical Residents
- P2372. (S876).** Using Disruptive Innovation to Design Endoscopic Ligators for Resource-Challenged Health Settings
★ *Presidential Poster Award*
- P2373. (S877).** Effects of Glucagon-Like Peptide-1 Receptor Agonists on Upper Gastrointestinal Endoscopy: A Systematic Review and Meta-Analysis of 84,065 Patients
- P2374. (S878).** A Novel Web Application Utilizing Generative Artificial Intelligence to Enhance Endoscopy Education for Gastroenterology Fellows
- P2375. (S879).** Are ASA Guidelines Regarding the Holding Of GLP-1 Agonists Before Endoscopy Enough to Reduce Aspiration Risk?
- P2376. (S880).** Risk of Aspiration for Patients on GLP-1 Agonists Undergoing EGD
- P2377. (S881).** Gastric Biopsy: Deleterious Effects of a Central Needle Within Endoscopy Forceps
★ *Presidential Poster Award*
- P2378. (S882).** Comparative Efficacy and Safety of Insufflation Methods in Enteroscopy: A Systematic Review and Network Meta-Analysis
- P2379. (S883).** Trust issues: Assessing the Calculated Location Accuracy of Abnormal Findings on Small Bowel Capsule Endoscopy
- P2380. (S884).** Experience and Outcomes of Virtual Reality Prior to Routine Endoscopic Procedures
- P2381. (S885).** Impact of Bowel Preparation Volume on Inpatient Colonoscopy Outcomes: A Retrospective Analysis
- P2382. POSTER WITHDRAWN**
- P2383. (S887).** Rwanda Endoscopy Week: A Success Story of Endoscopic Practice in Sub-Saharan Africa
- P2384. (S888).** Multifactorial Determinants of On-Time Starts for Outpatient Endoscopy: An Institutional Analysis
- P2385. (S889).** Colon AI-scopy: Artificial Intelligence Influence on Detection and Removal of Non-Neoplastic Polyps, Diminutive Hyperplastic Polyps, and Sessile Serrated Polyps in Screening Colonoscopy
- P2386. (S890).** Improving Inpatient Workflow and Optimizing Resource Utilization in the Endoscopy Unit in a Tertiary Care Center
- P2387. (S891).** A Novel Protocol for Endoscope Handling and Disposal in the Setting of Creutzfeldt-Jakob and Other Prion Disease
- P2388. (S892).** Prevalence of Severe Gastrointestinal Manifestations in Dermatomyositis
- P2389. (S893).** The Impact of GLP-1 Receptor Agonists on Retained Gastric Contents, Aborted Procedures, and Aspiration During Esophagogastroduodenoscopy: A Systematic Review and Meta-Analysis
- P2390. (S894).** Outcomes and Complications in Patients With Stimulant Abuse, Admitted for NVUGIB: A 2016-2020 United States National Analysis
- P2391. (S895).** Time and Experience Do Not Lead to Improved Adenoma Detection Rate With Artificial Intelligence-Assisted Colonoscopy: An 11-Month Implementation Trial

- P2392. (S896).** GLP-1 Receptor Agonists and Retained Gastric Content in Type 2 Diabetics: Insights From a Retrospective Endoscopic Analysis, A Preliminary Study
- P2393. (S897).** Impact of GLP-1 Agonist Versus Opioid Use on Esophagogastroduodenoscopy (EGD) Outcomes: A Propensity-Matched Analysis of the U.S. Collaborative Network
- P2394. (S898).** Empirical Mode Decomposition Based Deep Learning Algorithm for Gastrointestinal Endoscopic Image Classification
- P2395. (S899).** The Role of Video Quality in Central Reader Disagreement in Assessment of the Endoscopic Mayo Score in Ulcerative Colitis Trials
- P2396. (S900).** Utilizing Anesthesia Risk to Reduce Delays in Endoscopy Case Completion
- P2397. (S901).** Step by Step: A Meta-Analysis and Systematic Review on the Impact of Walking on Colonoscopy Outcomes
- P2398. (S902).** Evaluating the Visual Accuracy of Gemini Pro 1.5 and GPT-4o in Identifying Endoscopic Anatomical Landmarks
- P2399. (S903).** Accuracy of Artificial Intelligence Models in Assessing Colonoscopy Bowel Preparation Quality
- P2400. (S904).** Impact of Dementia on Esophagogastroduodenoscopy (EGD) Outcomes: A Head-to-Head Comparison
- P2401. (S905).** Balancing Benefits and Risks: Evaluating Tranexamic Acid for Management of Acute GI Bleeding - A Systematic Review and Meta-Analysis
- P2402. (S906).** Wide Variability in Anesthesia Utilization for GI Endoscopic Procedures in the VA Healthcare System
- P2403. (S907).** Visual and Audiovisual Interventions to Improve Quality of Care During Colonoscopy: A Systematic Review and Meta-Analysis
- P2404. (S908).** Polyethylene Glycol Versus Oral Sulfate Solution for Colonoscopy: An Updated Systematic Review and Meta-Analysis
- P2405. (S909).** Adverse Events With Glucagon-Like Peptide-1 Receptor Agonists During Upper Endoscopy

GENERAL ENDOSCOPY

Clinical Vignettes/Case Reports

- P2406. (S3552).** Rare but Real: Abdominal Wall Abscess as a Complication of Percutaneous Endoscopic Gastrostomy Tube Placement in a High-Risk Patient
- P2407. (S3553).** Multi-Stage Endoscopic Full Thickness Resection Using the Full-Thickness Resection Device for Management of a Large Recurrent Polyp
- P2408. (S3554).** Safety and Efficacy of Overtube-Assisted Percutaneous Gastrostomy Tube Placement in Patients With Head and Neck Cancer: A Case Series
- P2409. (S3555).** A Blockage in the Pipes: Strongyloidiasis Hyperinfection Causing Duodenal Pseudo-Obstruction
- P2410. (S3556).** All That Opaques is Not Metal
- P2411. (S3557).** Clinically Significant Splenic Complications of Upper Endoscopy and Colonoscopy: A Rare Case Report
- P2412. (S3558).** Stop Pushing Too Hard! Challenging Colonoscopy May Indicate Unexpected Pathology

POSTER PRESENTATIONS

MONDAY, OCTOBER 28, 10:30 AM - 4:15 PM

P2413. (S3559). Hiding in Plain Sight: A Case of an Undiagnosed Gastrogastric Fistula in a Patient With a Remote History of Roux-en-Y Gastric Bypass

P2414. (S3560). Unexplained Gastric Ulcer: Role of Cinacalcet

P2415. (S3561). Gastrocutaneous Fistula Secondary to Large Marginal Ulcer

P2416. (S3562). Ovarian Cancer Masquerading as a Rectal Mass: An Unusual Case of Recurrent Metastatic Ovarian Cancer

P2417. (S3563). A Unique Case of Disseminated Mycobacterium Avium Complex (MAC) Infection in a 34-Year-Old HIV-Positive Patient

P2418. (S3564). Using Biliary Stone Extraction Balloon Catheter for Relieving Esophageal Food Impactions
★ *Presidential Poster Award*

P2419. (S3565). Double Trouble: Intraperitoneal Bleeding From a Ruptured Mesentery of a Meckel's Diverticulum After Retrograde Double-Balloon Enteroscopy - A Rare Complication

P2420. (S3566). A Rare Case of Appendiceal Intussusception Secondary to Endometriosis

P2421. (S3567). Solitary Fibrous Tumor of the Pelvis Mimicking a Uterine Leiomyoma

P2422. (S3568). A Rare Case of Residual Schistosomiasis Found on Screening Colonoscopy

P2423. (S3569). Acquired Double Pylorus as Sequela of Healing Duodenal Bulb Ulcer

P2424. (S3570). A Very Rare Endoscopic Finding: Double Pylorus!

P2425. (S3571). Lost and Found: A Unique Foreign Body Gastrointestinal Case Report

P2426. (S3572). Four Weeks, 29 Toothbrushes: A Case Report on Serial Foreign Body Ingestion

P2427. (S3573). Incidental Finding of a Rare Case of Bochdalek Hernia in a Young Adult

P2428. (S3574). A Case of Mistaken Identity: Lanthanum Carbonate Tablet Mimicking Esophageal Button Battery

P2429. (S3575). Eosinophilic Gastroenterocolitis in an Elderly Patient Presented With Persistent Diarrhea

P2430. (S3576). Silent Swallow: Gastric Outlet Obstruction in a Young Girl With Down Syndrome Following Sponge Ingestion

P2431. (S3577). A Case of Successful Conservative Management in a Patient With Duodenum Penetration Caused by a Migrated IVC Filter

P2432. (S3578). Multi-Organ Complications of Immune Checkpoint Inhibitors: The Role of Gastroenterology in Management

P2433. (S3579). Afferent Limb Small Bowel Obstruction Secondary to Enterolithiasis After Afferent Limb Diverticulitis

P2434. (S3580). Glass Half Empty or Half Full: Single Session Endoscopic Removal of Multiple Glass Vials in the Upper Gastrointestinal Tract Using a Novel Approach

P2435. (S3581). An Unconventional Application of Through the Scope Suturing for Closure of Duodenal Ulcer

P2436. (S3582). Transhepatic Percutaneous Endoscopic Gastrostomy Tube: A Rare and Underrecognized Complication

P2437. (S3583). Utilizing a Colonoscope for High-Resolution Anoscopy in the Evaluation of High Grade Anal Lesions

P2438. (S3584). When Take-Out Leads to Take Out

P2439. (S3585). Diagnosis of Trichuriasis by Colonoscopy

P2440. (S3586). Inferior Vena Cava Filter Perforation Into the Duodenum: A Possible Etiology of Epigastric Pain

P2441. (S3587). Minimally Invasive Diagnosis of Linitis Plastica With EUS-FNA

GI BLEEDING

Standard Study

P2442. (S983). Relationship Between the Glasgow Blatchford Score and Findings on Esophagogastroduodenoscopy in an Urban Healthcare System

P2443. (S984). Safety of Dual Antiplatelet Therapy in Hospitalized Patients With Upper Gastrointestinal Bleeding Undergoing Endoscopy

P2444. (S985). Impact of Ostomy on Clinical Outcomes in Patients Hospitalized With Gastrointestinal Bleeding: A Retrospective Cohort Analysis

P2445. (S986). Quality Initiative to Instate Accurate Guaiac Fecal Occult Blood Test Requests and Interpretation to Decrease Unnecessary Testing, Misdiagnosing, and Improve Cost in a Large Community Hospital

P2446. (S987). Evaluating Gastrointestinal Bleeding Risks: A Meta-Analysis Comparing Direct Oral Anticoagulants and Warfarin in Older Adult Patients With Atrial Fibrillation

P2447. (S988). Cardiovascular and Bleeding Outcomes of Proton-Pump Inhibitor and Clopidogrel Co-Therapy After Percutaneous Intervention: A Meta-Analysis

P2448. (S989). Gastrointestinal Physician Density (GIPD) in the USA: The Critical Shortage of Gastroenterologists and the Impact on Upper Gastrointestinal Bleeding Mortality Across All 50 States

P2449. (S990). A Two-Decade Analysis of Peptic Ulcer Mortality in the U.S (1999-2020)

P2450. (S991). Comparison of 72 Hours versus 12-24 Hours Intravenous Terlipressin in Patients With Acute Esophageal Variceal Bleeding: A Systemic Review and Meta-analysis

★ *Presidential Poster Award*

P2451. (S992). Predictors of Gastrointestinal Bleeding in Patient with Left Ventricular Assist Device: A Systematic Review and Meta-Analysis

P2452. (S993). A Novel Model for Predicting the Need of Endoscopic Intervention in Patients With Upper Gastrointestinal Bleeding

P2453. (S994). Patient Outcomes Related to Acuity and Time to Endoscopy for Upper Gastrointestinal Bleeding: A Retrospective Cohort Study

P2454. (S995). The Efficacy of Colonoscopy and Flexible Sigmoidoscopy in Diverticular Bleeding

P2455. (S996). Cross-State Comparative Assessment of Burden of Vascular Intestinal Disorders and Its Trend in the United States From 1990-2021: A Benchmarking Secondary Analysis From the Global Burden of Disease Study 2021

NOTE: All accepted abstracts will appear in the Supplement to the October 2024 issue of the *AJG*. The supplement IDs are listed in parentheses after the poster ID.

POSTER PRESENTATIONS

MONDAY, OCTOBER 28, 10:30 AM - 4:15 PM

P2456. (S997). July Effect on Clinical Outcomes of Patients Presenting With Lower Gastrointestinal Bleeding at Teaching Hospitals in the United States

P2457. (S998). How Often Does Duodenal Bleeding Manifest as Blood in the Stomach? A Large Retrospective Series

P2458. (S999). Gastrointestinal Bleed: A Simulation Case for Medical Students

★ *Presidential Poster Award*

P2459. (S1000). Analyzing Trends and Disparities in Adults GI Bleed Mortality in the US (1999-2020) Using CDC WONDER Data

P2460. (S1001). The Impact of Congestive Heart Failure on Gastrointestinal Bleeding and Its Clinical Outcomes: A Population-Based Study Using Propensity Matched Analysis

P2461. (S1002). The Efficacy of Hemospray in Managing Bleeding Related to Gastrointestinal Tumors: Systematic Review and Meta-Analysis

P2462. (S1003). Incidence and Outcomes of Gastrointestinal Bleeding in Patients With Left Ventricular Assist Device Varies Depending on Etiology of Cardiogenic Shock

P2463. (S1004). An Analysis of the Compliance of 2 Large-Bore Intravenous Lines in Gastrointestinal Bleeding

P2464. (S1005). A Score Based on Clinical Factors Predicts Endoscopically Significant Lesions in Critically Ill Patients With Upper GI Bleeding

P2465. (S1006). Hemorrhoidal Banding: A Retrospective Study of Effectiveness in a Community Setting

P2466. (S1007). Adherence to Guidelines for Asymptomatic Iron Deficiency Anemia in Outpatient Primary Care

P2467. (S1008). Percutaneous Coronary Intervention in Cancer Patients: Assessing 30-Day Bleeding Readmissions

P2468. (S1009). Role of Metoclopramide During Endoscopy in Patients With Upper Gastrointestinal Bleeding

P2469. (S1010). Outdated Preventive Measures for Aspirin Leading to Gastrointestinal Complications: A Propensity-Matched Cohort Study

P2470. (S1011). When It Bleeds, It Pours: Esophageal Dieulafoy's Lesion - First Systematic Review Evaluating Diagnostic and Therapeutic Conundrums

P2471. (S1012). Prognosis and Characteristics of In-Hospital Major Bleeding Patients Taking Factor-Xa Inhibitors in Japan: REAL-J-Bleeding Study

P2472. (S1013). Gastrointestinal Amyloidosis Preferentially Affects the Small Bowel in Subjects That Have Both Dysmotility and Gastrointestinal Bleed: A Systematic Review

GI BLEEDING

Clinical Vignettes/Case Reports

P2473. (S3694). Revealing the Hidden Culprit: Dieulafoy Lesion as a Cause of Life-Threatening Gastrointestinal Bleeding in a Patient on Chronic Anticoagulation Therapy

P2474. (S3695). An Extremely Rare Cause of Lower Gastrointestinal Bleeding: Dieulafoy's Lesion Of Rectum

P2475. (S3696). A Rare Case of Upper Gastrointestinal Bleeding: Downhill Esophageal Varices Due to Chronic Deep Vein Thrombosis of Right Upper Extremity

P2476. (S3697). Skin Cancer Where the Sun Doesn't Shine: A Rare Case of Anorectal Melanoma

P2477. (S3698). CMV Colitis in Immunocompetent Host

P2478. (S3699). A Sticky Situation: Gastroduodenal pseudoaneurysm with fistula to the IVC

P2479. (S3700). Deep Gastric Ulceration from Chronic Fentanyl and Xylazine Use

P2480. (S3701). Rare Complication - GI Bleeding from Inferior Vena Cava Filter Penetration Into the Duodenum

P2481. (S3702). Bridge to Destruction: Rare Case of Arterio-Enteric Fistula Within an Ileal Conduit

P2482. (S3703). A Tale of Two Specialties: Rare Cause of Rectal Bleeding From an Endometrioma

P2483. (S3704). Isolated Duodenal Varices: A Rare Complication of Liver Cirrhosis

P2484. (S3705). A Rare Case of Bleeding Gastric Diverticulum

P2485. (S3706). Atrial Fibrillation, Anticoagulation and the Subsequent Onset of Dieulafoy's Lesion: A Case Report of a Rare Occurrence

P2486. (S3707). Splenic Artery Pseudoaneurysm Masquerading as Gastrointestinal Bleeding

P2487. (S3708). Sigmoid Colon Metastasis From Oncocytic Renal Cell Carcinoma: A Rare Cause of Gastrointestinal Bleeding

P2488. (S3709). Melanoma Metastasis Madness: A Rare Case of Melanoma Metastasis to the Stomach, Duodenum, and Colon

P2489. (S3710). Tuberculosis and Granuloma Drama: Solving the Mystery of Rectal Bleeding

P2490. (S3711). The Sinister Entity Subdued: Conservative Management for Left-Sided Portal Hypertension

P2491. (S3712). Massive Hematochezia Unveiling Diffuse Large B-Cell Lymphoma in an Untreated HIV-Positive Patient

P2492. (S3713). Jejunal Varix Managed by Coil-Assisted Retrograde Transvenous Obliteration (CARTO): A Case Report

P2493. (S3714). Splenic Artery Pseudoaneurysm Rupture in Gastric Remnant Presenting as Melena

P2494. (S3715). Jejunal Diverticula: A Rare Cause of Gastrointestinal Bleeding

P2495. (S3716). Persistent Thrombocytopenia Following Long-Acting Octreotide Therapy in Angioectasia: A Case Report

P2496. (S3717). Gastroduodenal Artery Pseudoaneurysm as a Cause of Massive Upper GI Bleeding Decades After Partial Gastrectomy

P2497. (S3718). Acute Upper GI Hemorrhage Following G-POEM: A Rare Case Of Delayed Submucosal Bleeding Resulting in Necrosis and Disruption of Mucosal Flap

POSTER PRESENTATIONS

MONDAY, OCTOBER 28, 10:30 AM - 4:15 PM

P2498. (S3719). A Rare Case of an Internal Iliac Artery Fistula to the Rectosigmoid Colon Leading to Lower Gastrointestinal Bleeding After Endovascular Aneurysmal Repair With Coiling

P2499. (S3720). Colonic Tuberculosis: A Rare Etiology of Anemia Unveiled

P2500. (S3721). Cutaneous Melanoma With Metastasis to the Colon: An Unexpected Cause of Acute GI Bleed

P2501. (S3722). Bleeding Gastric Varices from Sinistral Portal Hypertension Relieved by Splenic Vein Stenting

P2502. (S3723). Obscure Gastrointestinal Bleeding Post Gastric Bypass

P2503. (S3724). An Unusual Case of Bleeding Infectious Duodenal Mass

P2504. (S3725). Multiple Vessels and Multiple Bleeds: A Unique Cause and Treatment of a Duodenal Bleed

P2505. (S3726). BRTO as a Definitive Treatment for Gastric Varices with Concurrent Splenorenal Shunt

P2506. (S3727). Not Just Another Cause of Melena: Blue Rubber Bleb Nevus Syndrome

★ *Presidential Poster Award*

P2507. (S3728). Gastric Multiple Myeloma: An Unusual Cause of Upper GI Bleeding

P2508. (S3729). A Case of Isolated Bleeding Duodenal Varices

P2509. (S3730). Gut Feeling: A Rare Case of Extramedullary Plasmacytoma Masquerading as Gastric Bleeding

P2510. (S3731). The Uncommon Culprit: A Case of Upper GI Bleeding Secondary to an Ulcerated Gastric Lipoma

P2511. (S3732). A Case of Atypical Hemolytic Uremic Syndrome in an Elderly Woman

P2512. (S3733). Gastric Squamous Cell Carcinoma as a Rare Cause of Gastrointestinal Bleeding

P2513. (S3734). Gastrointestinal Stromal Tumor Presenting as a Life-Threatening Lower Gastrointestinal Bleed

P2514. (S3735). Unveiling the Uncommon: Gastrointestinal Mucormycosis Unmasked by Gastrointestinal Bleeding

P2515. (S3736). A Case of Exercise-Induced Colonic Ischemia in a Middle-Aged Female Athlete Responsive to Novel Therapeutic Approach of Sildenafil and Fludrocortisone

P2516. (S3737). A Rare Case of Malignant Insulinoma Associated With Gastrointestinal Bleed

P2517. (S3738). Rare Vascular Complication of Pancreatitis: Hemorrhagic Pseudocyst Caused by Gastroduodenal Artery Pseudoaneurysm Despite Prior Embolization

P2518. (S3739). Massive Upper Gastrointestinal Bleeding Following Transesophageal Echocardiography

P2519. (S3740). Persistence Pays Off in the Evaluation of Recurrent Small Bowel Bleeding

P2520. (S3741). A Rare Case of Plasmablastic Lymphoma in a Patient Presenting With Gastrointestinal Bleeding

P2521. (S3742). A Rare Case of Gastrointestinal Bleeding Secondary to Gastric Mucormycosis

P2522. (S3743). A Rare Case of Upper Gastrointestinal Bleeding: Osler-Weber-Rendu Disease

P2523. (S3744). A Tale of Two Vessels: Giant Duodenal AVM Successfully Managed by Embolization

P2524. (S3745). Duodenal Varices as a Rare Etiology of Upper GI Bleeding in a Patient With Roux-en-Y Gastric Bypass Anatomy

P2525. (S3746). Spontaneous Retroperitoneal Hematoma With a Peripancreatic Pseudoaneurysm: A Case Report

P2526. (S3747). Pill to Peril: The Hidden Impact of OCPs

P2527. (S3748). Esophagitis and Melena: A Rare Presentation of Stevens-Johnson Syndrome

P2528. (S3749). Replaced Hepatic Artery: A Troublesome Anatomic Variant in a Case of Severe Upper Gastrointestinal Bleeding Refractory to Hemostatic Spray

P2529. (S3750). A Rare Presentation of GI Bleeding From Intestinal Involvement of Metastatic Choriocarcinoma

P2530. (S3751). Not Your Average Diverticular Bleeding Case: A Cluster of Terminal Ileum Diverticula

P2531. (S3752). From Crisis to Control: Impact of Bevacizumab in Refractory GI Bleed in Hereditary Hemorrhagic Telangiectasia

P2532. (S3753). Trust Your Gut: A Case of Methamphetamine-Induced Gastrointestinal Ischemia

P2533. (S3754). Atraumatic Splenic Hemorrhage Post Acute Alcoholic Necrotizing Pancreatitis: A Case Report

P2534. (S3755). EBV-Associated Peptic Ulcer Disease Presenting With Hemorrhagic Shock

P2535. (S3756). The GIST of it: Small Bowel Tumor Causes Hemorrhagic Shock

P2536. (S3757). A Rare Cause of GI Bleeding: Concurrent Kaposi Sarcoma and CMV Infection

P2537. (S3758). Unexpected Complication: Chylous Ascites Following Abdominal Aortic Aneurysm Repair

P2538. (S3759). Why Rare Pathology Should Never Go Overlooked: A Case Report of Splenic Rupture

P2539. (S3760). A Tic-ing Time Bomb: A Challenging Case of Refractory Obscure GI Bleeding in a Young Male

P2540. (S3761). A Life-Threatening Rectal Dieulafoy Lesion Requiring a Multi-Disciplinary Approach

P2541. (S3762). Metastatic Ovarian Cancer - A Rare Cause of Lower GI Bleeding

P2542. (S3763). Duodenal Bleeding as an Initial Presentation of Metastatic Choriocarcinoma: A Case Report

IBD

Standard Study

P2543. (S1203). Ozanimod Improves Extraintestinal Manifestations in Patients With Ulcerative Colitis

P2544. (S1204). Model-Informed Dosing Interval Extension of Infliximab in Patients With Inflammatory Bowel Diseases: Six Months Interim Analysis of the MODIFI Trial

★ *Presidential Poster Award*

P2545. (S1205). Fecal Calprotectin Decreases Following Transition to Subcutaneous CT-P13 in Patients With Inflammatory Bowel Diseases on Escalated Intravenous Infliximab Maintenance Therapy

P2546. (S1206). Provider Education and Clinical Decision Support Tool Improve Proficiency in Advanced Therapies for Inflammatory Bowel Disease

POSTER PRESENTATIONS

MONDAY, OCTOBER 28, 10:30 AM - 4:15 PM

P2547. (S1207). Identification of Moderate Disease Severity Definitions for Crohn's Disease and Ulcerative Colitis: A Review of Phase 3 Trials of Pharmacological Therapy

P2548. (S1208). Real-World Evidence on the Effectiveness and Safety of Tofacitinib in Patients With Ulcerative Colitis in Lebanon

P2549. (S1209). The Effects of Social Determinants of Health on Medication Utilization in Patients With Inflammatory Bowel Disease

P2550. (S1210). Lower Rates of Recurrent Herpes Zoster Complications in Patients With Inflammatory Bowel Disease Who Received Recombinant Zoster Vaccination: A Propensity Score Matched Analysis

P2551. (S1211). Higher Incidence of Recombinant Zoster Vaccination in Patients With Inflammatory Bowel Disease: A TriNetX Database Analysis

P2552. (S1212). Understanding Health Insurance Related Challenges in Ulcerative Colitis: An Analysis of Reddit Discussions

P2553. (S1213). Visual Accuracy of Gemini Pro 1.5 and GPT-4o in Determining Ulcerative Colitis Severity Based on Endoscopic Images Using the Modified Mayo Endoscopic Score

P2554. (S1214). Quantification of the Risk and Predictors of Surgical Resections in Patients With Inflammatory Bowel Disease

P2555. (S1215). Impact of the COVID-19 Pandemic on Inflammatory Bowel Disease-Related Mortality: An Analysis of Disparities 2020-2022

P2556. (S1216). Contemporary Trends and Outcomes of Recurrent VTE in Elderly IBD Patients With Prior MACCE: Insights From Nationwide Analysis

P2557. (S1217). Efficacy of Dual Targeted Therapy for Inflammatory Bowel Disease

P2558. (S1218). A Survey Among IBD Patients Following Switching From Originator Infliximab to Its Biosimilars

P2559. (S1219). A Novel Remote Patient and Medication Monitoring Solution to Improve Adherence and PerSistence With Inflammatory Bowel Disease Therapy: Updates from the ASSIST Study

P2560. (S1220). Dynamic Trends in Emergency Department Visits and Procedure Utilization for Patients With Inflammatory Bowel Disease (IBD) in the United States: A NEDS-Based Analysis (2012-2021)

P2561. (S1221). Risankizumab Sustains Remission and Improves Anti-TNF-Induced Psoriasiform Dermatitis in Well Controlled Crohn's Disease Patients Switched from Anti-TNF Therapy

P2562. (S1222). Early Sonographic Transmural Remission as a Post-Induction Target Across Advanced Therapies in Crohn's Disease

P2563. (S1223). Efficacy of Dose Escalation of Ustekinumab in Inflammatory Bowel Disease: A Systematic Review and Meta-Analysis

P2564. (S1224). Comparing Findings of CT Abdomen Pelvis Followed by CT Enterography Scans Within 90 Days in Patients With Inflammatory Bowel Disease

P2565. (S1225). The Risk of IBD Flare Post-COVID Infection: A Large Multi-Center Cohort Study

P2566. (S1226). The Longitudinal Cardiovascular Impact of Depression in Patients With IBD: A Large Multi-Center Cohort Study

P2567. POSTER WITHDRAWN

P2568. (S1228). Systematic Review: Exploring the Potential of Metformin in Inflammatory Bowel Diseases

P2569. (S1229). Investigating the Association Between Statin Use and Cholangiocarcinoma Incidence in Patients With Inflammatory Bowel Disease: Insights From a Retrospective Cohort Analysis

P2570. (S1230). Real World Experience With Microbiota Treatment for the Prevention of Recurrent *Clostridioides difficile* Infection

P2571. (S1231). Real-World Effectiveness and Onset of Action of Vedolizumab as a First-Line Biologic in Biologic-Naïve Patients With Ulcerative Colitis

P2572. (S1232). Patterns of Abnormal MUC1 Expression in Patients with Pouchitis

P2573. (S1233). Comparative Effectiveness of Bile Acid Sequestrants and Antibiotics in the Management of Pouchitis: A Matched Cohort Study From the United States

★ *Presidential Poster Award*

P2574. (S1234). Patients With Crohn's Disease and Ileostomy Can Achieve Remission With Upadacitinib

★ *Presidential Poster Award*

P2575. (S1235). Utilization and Usefulness of Fecal Calprotectin for Suspected Inflammatory Bowel Disease in Clinical Practice: Real-World Data

P2576. (S1236). Primary Sclerosing Cholangitis: Evaluating Colorectal Cancer Risk With and Without Concurrent Inflammatory Bowel Disease

P2577. (S1237). Efficacy of Upadacitinib in the Management of Perianal Disease in Patients With Crohn's Disease

P2578. (S1238). Exploring Gastrointestinal Symptoms and Inflammatory Bowel Disease in Hypermobile Ehlers-Danlos Syndrome and Hypermobility Spectrum Disorder

P2579. (S1239). Temporal Trends in the Incidence of Inflammatory Bowel Disease in the United States for the Past 3 Decades

P2580. (S1240). The Efficacy of Maintenance Treatment with Guselkumab in Patients With Moderately to Severely Active Ulcerative Colitis: Phase 3 QUASAR Maintenance Study Results at Week 44 by Biologic/Janus Kinase History

P2581. (S1241). Guselkumab Binding to CD64+ IL-23-Producing Myeloid Cells Enhances Potency for Neutralizing IL-23 Signaling

P2582. (S1242). Examining the Relationship Between Transmural Response on MRE and Subjective Wellness Assessments in Small Bowel Crohn's Disease

P2583. (S1243). Definitions of Post-Operative Recurrence in Crohn's Disease After End-Ileostomy: A Systematic Review

P2584. (S1244). Efficacy of Anti-TNF- α vs Anti-IL-12/23p40 in Patients With Biological Naïve Crohn's Disease: A Systemic Review and Meta-Analysis

P2585. (S1245). Racial Disparities in Clinical Manifestation of Crohn's disease

P2586. (S1246). Decade-Long Analysis of Crohn's Disease and Ulcerative Colitis: Disease Burden, Phenotypic Differences, and Ethnographic Insights in a Tertiary Care Center

P2587. (S1247). Extraintestinal Manifestations of Inflammatory Bowel Disease at a Jamaican Teaching Hospital: A Cross-Sectional Study

P2588. (S1248). Characteristics and Real-World Outcomes of Patients Treated With Fecal Microbiota, Live-*j*slm (RBL) for the Prevention of Recurrent *Clostridioides difficile* Infection (rCDI)

P2589. (S1249). Quality Improvement: VTE Prophylaxis for Inflammatory Bowel Disease Admissions - Room for Improvement

NOTE: All accepted abstracts will appear in the Supplement to the October 2024 issue of the *AJG*. The supplement IDs are listed in parentheses after the poster ID.

POSTERS
MONDAY

POSTER PRESENTATIONS

MONDAY, OCTOBER 28, 10:30 AM - 4:15 PM

P2590. (S1250). Negative Illness Perceptions are Associated With Clinical Disease Activity in Adult Patients With Inflammatory Bowel Disease

P2591. (S1251). Clinical Trial Characteristics of Inflammatory Bowel Disease Trials Influencing Reporting and Representation of Race and Ethnicity on ClinicalTrials.gov

P2592. (S1252). Associations Between Social Determinants of Health on Psychosocial Well-Being and Quality of Life in a Diverse Cohort of Individuals With Perianal Fistulizing Crohn's Disease

P2593. (S1253). Exploring Hepatobiliary Disease Burden in Inflammatory Bowel Disease: An Epidemiological Study

P2594. (S1254). Head-to-Head Comparison Between Adalimumab and Infliximab in Perianal Crohn's Disease: A Systematic Review and Meta-Analysis

P2595. (S1255). Bariatric Surgery Patients Have Lower Rates of Sepsis Compared to Non-Bariatric Patients When Hospitalized with Inflammatory Bowel Disease

P2596. (S1256). Clinical Effectiveness of Vedolizumab in Chinese Patients for Ulcerative Colitis: Interim Results From the VALUE study

P2597. (S1257). The Influence of Protein-Calorie Malnutrition on Hospital Outcomes in Inflammatory Bowel Disease Patients: Insights From National Inpatient Sample Analysis

P2598. (S1258). Time is of the Essence: An Analysis of IBD Advanced Therapy Initiation in a Large Community Practice

★ *ACG APP Outstanding Research Award*

★ *Presidential Poster Award*

P2599. (S1259). Development and Validation of a Claims-Based Algorithm to Identify Fibrostenotic Crohn's Disease

P2600. (S1260). Longitudinal Evaluation of IBD Patients Suggests Poor Correlation Between Clinical Disease Status and Fatigue Symptoms

P2601. (S1261). Benefits of Glucagon-Like Peptide-1 Agonists Use in Patients with Inflammatory Bowel Disease

P2602. (S1262). Development of Anemia and Decreased Ferritin Is Common Among Patients With Ileal Pouch Anal Anastomosis but Is not Associated With Endoscopic Ulcerations of the Pouch

P2603. (S1263). Risk of Gynecologic Malignancies in Females With Crohn's Disease: A Multi-Network Study

P2604. (S1264). Safety and Effectiveness of Biologic and Small Molecule Therapies in IBD Patients Over the Age of 60

P2605. (S1265). Assessing Pneumococcal Vaccination Gaps in Inflammatory Bowel Disease Patients

P2606. (S1266). Evaluating the Continued Use of 5-Aminosalicylates in Crohn's Disease: Insights From A Single-Center Study

P2607. (S1267). Investigating Misdiagnosis Rates of Inflammatory Bowel Disease: A Retrospective Single-Center Review

P2608. (S1268). High Prevalence of Atopy in Patients With Inflammatory Bowel Disease: A Retrospective Study

P2609. (S1269). Impact of Sociodemographic Status on Hospital Length of Stay in Inflammatory Bowel Disease (IBD) Patients

P2610. (S1270). Efficacy and Outcomes of Upadacitinib (Rinvoq) Use in Hospitalized Crohn's Disease Patients

P2611. (S1271). A Retrospective Study of Treatment Options for Checkpoint-Inhibitor Colitis and Their Impact on Disease Outcomes

P2612. (S1272). Initial Endoscopic Presentations of Immune Checkpoint Inhibitor Colitis and Their Differential Disease Outcomes

P2613. (S1273). Seasonal Variation in Hospital Admissions, Length of Stay and Mortality for Patients With Inflammatory Bowel Disease

P2614. (S1274). Diversion Proctitis During Staged Restorative Proctocolectomy with Ileal Pouch Anal Anastomosis is Associated with Subsequent Cuffitis

P2615. (S1275). Geographic and Temporal Differences in Inflammatory Bowel Disease Patient Concerns Across the World: A Comprehensive Review

P2616. (S1276). Pneumococcal Vaccine is Associated with Improved Outcomes in Inflammatory Bowel Disease: Insights From a Propensity-Matched Study in the United States

P2617. (S1277). No Differences in Dysplasia Detection Between Dye and Virtual Chromoendoscopy Techniques: Results From a Meta-Analysis of Randomized Clinical Trials

P2618. (S1278). Polypharmacy in Inflammatory Bowel Disease: Systematic Review and Meta-analysis

P2619. (S1279). IBD Care in Patients of Color: A Qualitative Analysis

P2620. (S1280). Efficacy and Safety of Endoscopic Balloon Dilatation for Ileal Pouch-Anal Anastomosis Strictures: A Systematic Review And Meta-Analysis

P2621. (S1281). Evaluating the Safety of JAK Inhibitors in Ulcerative Colitis Patients Undergoing Colectomy: A Propensity Score-Matched Analysis

P2622. (S1282). Characteristics and First-Line Treatments of Patients with Pyoderma Gangrenosum and Inflammatory Bowel Disease

P2623. (S1283). Crohn's Patients at Risk for Cardiovascular Complications? National Inpatient Sample Analysis Shows Concerning Outcomes

P2624. (S1284). Evaluating the Time Needed to Access Advanced Therapies for Crohn's Disease and Ulcerative Colitis

P2625. (S1285). The Risk of Venous Thromboembolism in Hospitalized Pediatric Patients with Inflammatory Bowel Diseases: A Nationwide Analysis Comparative Study

P2626. (S1286). The Trend of Hospitalization Outcomes for Patients With Ulcerative Colitis in the United States: 8 Year Analysis for the National Inpatient Sample

P2627. (S1287). Thrombotic Events Among Hospitalized Patients With Inflammatory Bowel Disease, 2016 Through 2020

P2628. (S1288). Real-World Effectiveness of Ozanimod for Ulcerative Colitis in Patients With Prior Advanced Therapy Exposure: A Multicenter Study

P2629. (S1289). Clinical Validation of a Novel Software Tool to Guide the Intravenous-to-Subcutaneous Switching of Infliximab in Patients With Inflammatory Bowel Diseases

★ *Presidential Poster Award*

P2630. (S1290). Longitudinal Study of Sexual Dysfunction in Men and Women With Inflammatory Bowel Disease Initiating Biologic or Small Molecule Therapy

P2631. (S1291). Zinc Promotes Intestinal Barrier Integrity and Health During Colitis

P2632. (S1292). Cooking at Home Practices in Patients With Inflammatory Bowel Disease

P2633. (S1293). Impact of Mild Endoscopic Disease Activity on Short-Term Clinical Outcomes in Older Adults With Inflammatory Bowel Disease

★ *Presidential Poster Award*

P2634. (S1294). Comparing the Accuracy of Computed Tomography Enterography to Balloon-Assisted Enteroscopy in the Evaluation of Small Bowel Crohn's Disease

P2635. (S1295). A New, Multifaceted STRIDE II-Based Monitoring Protocol for Advanced Therapy Starts in Inflammatory Bowel Disease

P2636. (S1296). Unveiling the Postpartum Peril: Assessing Inflammatory Bowel Disease's Impact on Hospital Readmissions

POSTER PRESENTATIONS

MONDAY, OCTOBER 28, 10:30 AM - 4:15 PM

POSTERS
MONDAY

P2637. (S1297). Opioid Prescriptions at Discharge From the Emergency Department or Hospital Are Associated With Several Poor Outcomes in Inflammatory Bowel Disease

P2638. (S1298). Artificial Intelligence-Assisted Colonoscopy Improves PDR in Patients With IBD: A Cohort Study in a High Volume Center

P2639. (S1299). Type 2 Diabetes and Risk of Incident Inflammatory Bowel Disease in U.S. Adults

P2640. (S1300). The National Burden of Inflammatory Bowel Disease in the United States from 1990 to 2021

P2641. (S1301). The Impact of Metformin Use on the Incidence and Severity of Immune-Mediated Colitis

P2642. (S1302). The When, the Where, and the How: Temporal and Quantitative Trends in Fecal Calprotectin Levels and the Implications for Checkpoint-Inhibitor Colitis

P2643. (S1303). Initial Histologic Presentations of Immune Checkpoint Inhibitor Colitis and Their Differential Disease Outcomes

P2644. (S1304). Validation of Endoscopic Scoring System for Immune Checkpoint Inhibitor Colitis

P2645. (S1305). TNFi Cyclers vs MOA Switchers in a Real-World Population of TNFi-Experienced Patients with Ulcerative Colitis: A Propensity Score Adjusted Analysis

P2646. (S1306). Recombinant Zoster Vaccine Uptake in US Adults with Inflammatory Bowel Disease

P2647. (S1307). Risk of Herpes Zoster Among Adults With Inflammatory Bowel Disease After Initiating Immunosuppressive Therapy

P2648. (S1308). Treatment Outcomes of Prolonged Induction or Re-Escalation Dosing of Upadacitinib in Patients With Inflammatory Bowel Disease

P2649. (S1309). What is the Fecal Calprotectin Threshold for Endoscopic Inflammation in Crohn's Disease?

P2650. (S1310). Prevalence of Persistent Gastrointestinal Symptoms in IBD Patients with Endoscopically Quiescent Disease

P2651. (S1311). Need to Improve Awareness for Cervical Dysplasia Screening in Immunosuppressed Patients With Inflammatory Bowel Disease

P2652. (S1312). Monthly Variations in IBD Hospitalizations in Patients With and Without Comorbid Anxiety or Depression

P2653. (S1313). Recapturing Response and Remission With Short-Term Upadacitinib Dose Escalation

P2654. (S1314). The Impact of Disease Status After Biologic Induction Therapy on Long-Term Outcomes in Persons With Crohn's Disease

P2655. (S1315). Prevalence and Pattern of Infection in Ulcerative Colitis Flare-Ups

P2656. POSTER WITHDRAWN

P2657. (S1317). From Gut to Heart: Nationwide Analysis of IBD and Arrhythmia Connection

P2658. (S1318). Crohn's Disease Is Associated With a Lower 10-Year Atherosclerotic Cardiovascular Disease Risk Compared to Ulcerative Colitis: A Retrospective Study at a Tertiary Care Center

P2659. (S1319). Statin Use Decreases Odds of IBD-related Surgery Among Patients With Moderate-to-Severe Inflammatory Bowel Disease

P2660. (S1320). Biologic Therapeutic Drug Monitoring (TDM) of Infliximab and Adalimumab: Serial Monitoring and Distribution of Drug and Anti-Drug Antibodies in 125,950 Patient Samples

P2661. (S1321). Endoscopic Showdown: Balloon Dilation vs Stricturotomy vs Stenting for Inflammatory Bowel Disease Strictures - A Systematic Review and Meta-Analysis

P2662. (S1322). Increased Herpes Zoster Rates, but Not Other Infections, in IBD Patients Treated With JAK Inhibitors: A Multi-Center 5-Year Study

P2663. (S1323). Trends in Outcomes Among Hospitalized Patients With ST Elevation Myocardial Infarction and Ulcerative Colitis Over a Decade: A United States Population Based Study

P2664. (S1324). Racial Disparity for IBD Manifestation and Treatment in an Urban General GI Clinic Population

P2665. (S1325). Biologic Therapy Is Not Associated With Increased Risk of Cancer or Infection in Elderly Patients With Inflammatory Bowel Disease

P2666. (S1326). Burden and Outcomes of Hypothyroidism Among Patients With Crohn's Disease

P2667. (S1327). Adherence to Recommended Vaccines Among Individuals With Inflammatory Bowel Disease: Experiences From a Network of Resident Clinics

P2668. (S1328). Histologic Serrated Epithelial Change and Superficial Hyperplastic Change Is Associated With Increased Risk of Dysplasia in Patients With Inflammatory Bowel Disease

P2669. (S1329). Effects of Mirikizumab versus Placebo on Histologic Inflammation Evaluated by Comprehensive Assessment in 5 Intestinal Segments in a Randomized, Controlled Phase 3 Trial of Participants With Crohn's Disease

P2670. (S1330). Effects of Mirikizumab and Ustekinumab on Histologic Inflammation Evaluated by Comprehensive Assessment in 5 Intestinal Segments in a Randomized Controlled Phase 3 Trial of Participants With Crohn's Disease

P2671. (S1331). Colonic Bioactivation and Potent TNFa Inhibition of PALI-2108 in Human ex-vivo Studies: A Promising PDE4 Inhibitor Prodrug for the Oral Treatment of Ulcerative Colitis

P2672. (S1332). Characteristics and Outcomes of Patients Hospitalized With Severe Ulcerative Colitis: A Large Population-Based Cohort Study in the United States

P2673. (S1333). A Patient-Reported Outcome Measure Comprising the Stool Frequency and Abdominal Pain Items From the Crohn's Disease Activity Index: Psychometric Evaluation in Adults With Crohn's Disease

P2674. (S1334). Primary Prophylaxis Reduces Risk of Pouchitis Among Patients with IPAA and Primary Sclerosing Cholangitis

P2675. (S1335). Association of Faecal Calprotectin With Symptomatic, Endoscopic, and Clinical Remission in Patients With Moderately to Severely Active Ulcerative Colitis Treated With Mirikizumab

P2676. (S1336). Impact of Vitamin D Deficiency in Ulcerative Colitis Patients: A Nationwide Retrospective Cohort Study

P2677. (S1337). Evaluation and Method Comparison of a Rapid Automated Fecal Calprotectin Assay in Patients Suspected of Having Inflammatory Bowel Disease

P2678. (S1338). Mapping Culturable Microbes of Perianal Fistula in Patients With Crohn's Disease

P2679. (S1339). Patterns of Conventional Therapies' Use and Initiation Drivers for Advanced Therapies in Inflammatory Bowel Disease: A US Situational Analysis

NOTE: All accepted abstracts will appear in the Supplement to the October 2024 issue of the *AJG*. The supplement IDs are listed in parentheses after the poster ID.

POSTER PRESENTATIONS

MONDAY, OCTOBER 28, 10:30 AM - 4:15 PM

P2680. (S1340). Reactive Combination Therapy by Addition of an Immunomodulator to Infliximab Monotherapy Restores Pharmacologic and Clinical Response in Inflammatory Bowel Disease: A Case Series, Systematic Review, and Meta-Analysis

P2681. (S1341). Proactive Patient Engagement to Optimize the VICTRIVA Trial Protocol for Dual Targeted Therapy With Vedolizumab and Upadacitinib in Patients With Crohn's Disease

P2682. (S1342). Impact of Baseline Disease Duration on Ozanimod Efficacy in Patients With Moderately to Severely Active Ulcerative Colitis: A Post Hoc Analysis of the Phase 3 True North Study

P2683. (S1343). Demographic Distribution and Disparities in Mortality of Ulcerative Colitis and Crohn's Disease: A 21-Year Longitudinal Analysis Using the CDC WONDER Database (1999-2020)

★ *Presidential Poster Award*

P2684. (S1344). Relationship Between Gastroparesis and Inflammatory Bowel Disease: A United States Nationwide Sized Database Analysis

P2685. (S1345). Association Between *H. pylori* in Patients With Inflammatory Bowel Disease: A Nationwide Analysis

P2686. (S1346). Timing of Index Ileocolic Resection is Associated With Radiographic Recurrence in Patients With Crohn's Disease

★ *Presidential Poster Award*

P2687. (S1347). Examining the One-Year Adverse Effects of Immune Checkpoint Inhibitors Among IBD Patients With Malignancies

P2688. (S1348). Risk of Thromboembolic Events Among Inflammatory Bowel Disease Patients on Janus Kinase Inhibitors

P2689. (S1349). Examining the 1-Year Risk of Cardiovascular Outcomes of TNF-Alpha Inhibitors Among IBD Patients

P2690. (S1350). Impact of Mirikizumab on Clinically Meaningful Improvements in Fatigue as Measured by FACIT-F in Patients With Moderately to Severely Active Crohn's Disease

P2691. (S1351). Improvement in Fatigue With Mirikizumab Therapy and Associations With Clinical Outcomes in Patients With Moderately to Severely Active Crohn's Disease: Results From the PHASE 3 VIVID-1 Study

IBD

Clinical Vignettes/Case Reports

P2692. (S3882). Combination Vedolizumab and Ustekinumab for Refractory Crohn's Disease After Immune Checkpoint Inhibitors

P2693. (S3883). A Tale of Two Bleeds: A Case of Concomitant Crohn's Disease and Appendiceal Endometriosis

P2694. (S3884). The Proof is in the Pathology: Fistulizing Endometriosis as a Rare Mimic of IBD

P2695. (S3885). The Great Mimicker: Intestinal Tuberculosis Disguising Itself as Inflammatory Bowel Disease

P2696. (S3886). Concurrent Management of Crohn's Ileitis and Alopecia Universalis With Upadacitinib

P2697. (S3887). Infliximab-Associated Takotsubo Cardiomyopathy in a Patient With Ulcerative Colitis

P2698. (S3888). Visceral Kaposi Sarcoma in a Critically Ill Patient With Ulcerative Colitis and History of Liver Transplant

P2699. (S3889). Unexplained Dyspnea: A Rare Case of Crohn's Disease Complicated with Bronchiolitis Obliterans

P2700. (S3890). Unexpected Twist: Pouch Volvulus as the Culprit Behind Abdominal Pain and Obstruction in IBD

P2701. (S3891). A Rare Case of Immune Thrombocytopenic Purpura in the Setting of Ulcerative Colitis and Cytomegalovirus

P2702. (S3892). Risankizumab Effectiveness in Perianal Crohn's Disease: A Single Tertiary Care Center Case Series

★ *Presidential Poster Award*

P2703. (S3893). Using a Smartwatch as a Diagnostic Tool in a Patient with Ulcerative Colitis who Developed Unexplained Anemia and Hypoxia

P2704. (S3894). Use of Risankizumab in a Patient with Recurrent Isolated Perianal Crohn's Disease Despite Total Proctocolectomy: A Case Report

P2705. (S3895). A Frequently Used Biologic Therapy With an Uncommon Ending

P2706. (S3896). HIV Screening Prior to Immune - Suppressive Therapy for Inflammatory Bowel Diseases: Essential or Optional?

P2707. (S3897). Integrin Inhibition and Collagen Dynamics: Unraveling a Unique Case of Collagenous Colitis in a Patient With Ulcerative Colitis

★ *Presidential Poster Award*

P2708. (S3898). Active Ulcerative Colitis and Rectal Carcinoid Tumors: A Rare Occurrence

P2709. (S3899). A Rare Case of Neuroendocrine Carcinoma in Residual Rectum After Subtotal Colectomy With Ileorectal Anastomosis for Ulcerative Colitis

P2710. (S3900). A Case of Successful FMT Treatment of Recurrent Cdifficile Infection Complicated by Crohn's Disease and Acute Perforated Appendicitis

P2711. (S3901). A Rare Case of Median Arcuate Ligament Syndrome Leading to Superior Mesenteric Artery Syndrome

P2712. (S3902). Biosimilar, But Not Biosame

P2713. (S3903). Congestive Ischemic Colitis: A Rare Mimic of Inflammatory Bowel Disease

P2714. (S3904). Rare Metastasis of Prostate Cancer in a Male With Ulcerative Colitis Following Creation of an Ileal Pouch

P2715. (S3905). Smoke and Mirrors: Infliximab Biosimilar Induced Pustular Psoriasis After Immunization

P2716. (S3906). Inflammatory Pseudotumor: A Rare Presentation of Crohn's Disease

P2717. (S3907). A New Take on the Brain-Gut Connection: A Case Report of Severe IBD

P2718. (S3908). Cutaneous T-Cell Lymphoma in Ulcerative Colitis Patient: A Novel Association With Vedolizumab Therapy

P2719. (S3909). Paradoxical Psoriasis and Alopecia Areata After the Use of Anti-TNF in a Patient With Crohn's Disease

P2720. (S3910). Complicated Case of Diverticulitis Turned Crohn's

P2721. (S3911). A Journey from the Colon to the Kidneys: A Case of Fibrillary Glomerulonephritis in a Patient With Ulcerative Colitis

P2722. (S3912). Immune Checkpoint Inhibitors Leading to Refractory Primary UC Flare Requiring Diverting Ileostomy With Long-Term Adjuvant Biological Therapy

P2723. (S3913). A Diagnostic Dilemma: Abdominal Tuberculosis Mimicking Suspected Crohn's Disease or Latent Tuberculosis Activated by Biologic Therapy

★ *Presidential Poster Award*

P2724. (S3914). Ustekinumab-Induced Myocarditis in a Patient With Crohn's Disease

P2725. (S3915). Antibiotics and FMT Can Achieve an Actual Cure of Crohn's Disease

POSTER PRESENTATIONS

MONDAY, OCTOBER 28, 10:30 AM - 4:15 PM

- P2726. (S3916).** Second Trial of Induction of Mesalamine in Ulcerative Colitis Causing Acute Interstitial Nephritis: A Case Report
- P2727. (S3917).** Hemorrhagic Shock as the Initial Presentation of Stricturing Crohn's Disease
- P2728. (S3918).** Upadacitinib for Severe Crohn's-Like Enteritis Following Colectomy for Ulcerative Colitis
- P2729. (S3919).** Extensive Venous Sinus Thrombosis After Oral Contraceptive Use in an Undiagnosed Ulcerative Colitis Patient
- P2730. (S3920).** Not Every Terminal Ileitis is Crohn's Disease: A Case of IGA Vasculitis-Associated Terminal Ileitis
- P2731. (S3921).** Coughs and Colitis: A Tale of Two Troubled Organs
- P2732. (S3922).** A Rare Occurrence: Spontaneous Splenic Rupture in the Absence of Trauma or Disease
- P2733. (S3923).** Hepatosplenic T-Cell Lymphoma Secondary to 6-Mercaptopurine in Ulcerative Colitis: A Case Report
- P2734. (S3924).** The Perfect Storm for Post Transplant Lymphoproliferative Disorder: A Case Report
- P2735. (S3925).** Buprenorphine: A Solution to the Negative Effects of Opioids in IBD
- P2736. (S3926).** Unmasking the Unusual: An Uncommon Presentation of Disseminated Mycobacterial Infection in a Young Immunocompromised Patient
- P2737. (S3927).** An Interesting Case of Intestinal Tuberculosis Mimicking Crohn's Disease: A Case Report
- P2738. (S3928).** The Marriage of Macroscopic and Microscopic Colitis
- P2739. (S3929).** A Rare Case of Azathioprine and Infliximab-Induced Pneumonitis and Polymorphic Lymphoproliferative Disorder
- P2740. (S3930).** Eye Opener: Orbital Myositis Unveiling Crohn's Disease
★ *Presidential Poster Award*
- P2741. (S3931).** Hiding in Plain Sight: A Rare Cardiac Complication of Ulcerative Colitis

INTERVENTIONAL ENDOSCOPY

Standard Study

- P2742. (S1556).** Outcomes for Endoscopic Ultrasound-Guided Drainage of Pancreatic Fluid Collections in Patients With and Without Cirrhosis in a Propensity-Matched National Cohort
- P2743. (S1557).** Bowel Obstruction due to Enteral and Hepatobiliary Stent Migration: A Systematic Review
- P2744. (S1558).** Comparison of Standard versus Auxiliary (Contrast or Elastography) EUS-Guided Fine Needle Aspiration/Biopsy in Solid Pancreatic Lesions: A Systematic Review and Meta-Analysis
- P2745. (S1559).** Efficacy and Safety of EUS-RFA in Pancreatic Neuroendocrine Tumors: A Systematic Review and Meta-Analysis
- P2746. (S1560).** Endoscopic Bariatric Therapies Are Associated With a Reduction in Noninvasive Measures of Hepatic Steatosis in Patients With Obesity
- P2747. (S1561).** Concomitant Hiatal Hernia Repair With Transoral Incisionless Fundoplication for the Treatment of Refractory Gastroesophageal Reflux Disease: A Systematic Review
- P2748. (S1562).** Risk Prediction for Early Postoperative Bleeding in Endoscopic Sleeve Gastroplasty: Development and Internal Validation of a Logistic Regression-Based Scoring System
- P2749. (S1563).** Efficacy of Antibiotic Prophylaxis in Preventing Infections Following Endoscopic Retrograde Cholangiopancreatography: A Systematic Review and Meta-Analysis
- P2750. (S1564).** Comparative Efficacy and Safety of Endoscopic Submucosal Dissection versus Endoscopic Mucosal Resection for Gastrointestinal Lesions: A Meta-Analysis and Systematic Review
- P2751. (S1565).** Role of Statins in Preventing Post ERCP Pancreatitis: Insights From a Retrospective Study
- P2752. (S1566).** Cost-Effectiveness of Endoscopic Ultrasound-Guided Gastroenterostomy versus Duodenal Stenting for Malignant Gastric Outlet Obstruction: A Markov Simulation Model
- P2753. (S1567).** Endoscopic Transpapillary Gallbladder Stenting vs Percutaneous Cholecystostomy Tube Placement for Acute Cholecystitis in Deferred Surgery
- P2754. (S1568).** Multicenter Study of Safety and Efficacy of Inpatient Gastric Peroral Endoscopic Myotomy (G-POEM) for Treatment of Refractory Gastroparesis
- P2755. (S1569).** Safety and Efficacy of Cold Snare Resection of Non Ampullary Duodenal Epithelial Adenomas: An Updated Systematic Review and Meta-Analysis
- P2756. (S1570).** Adverse Events Associated With LAMS With and Without Plastic Stents Placement During Different EUS-Guided Interventions
- P2757. (S1571).** Outcomes of Endoscopic Full-Thickness Resection vs Submucosal Tunneling Endoscopic Resection of Gastric Gastrointestinal Stromal Tumors: A Systematic Review and Meta-Analysis
- P2758. (S1572).** Efficacy of Endoscopic Full-Thickness Resection for Duodenal Subepithelial Lesions: A Systematic Review and Meta-Analysis
- P2759. POSTER WITHDRAWN**
- P2760. (S1574).** Race as a Risk Factor for Post-Endoscopic Retrograde Cholangiopancreatography Pancreatitis
- P2761. (S1575).** Technique and Success Rate for Removal of a Novel Endoscopic Tack-and-Suture Device
- P2762. (S1576).** The Efficacy and Safety of Endoscopic Full Thickness Resection of Gastric Subepithelial Lesions. A Single Center Experience
- P2763. (S1577).** Are Double-Pigtail Plastic Stents Beneficial for Endoscopic Ultrasound Guided Gallbladder Drainage with Lumen Apposing Metal Stents?
- P2764. (S1578).** Comparative Outcomes of Lumen Apposing Metal Stent 15-mm versus 10-mm for Endoscopic Ultrasound-Guided Gallbladder Drainage
- P2765. (S1579).** Timing of PEG Tube Placement in Stroke Patients with Dysphagia: A Multi-Center Retrospective Cohort Analysis Using the TriNetX Database
- P2766. (S1580).** Factors Associated With Worsening Ascites Following ERCP in Cirrhotic Patients: A Retrospective Analysis
- P2767. (S1581).** Biliary Obstruction Management in Roux-en-Y Bypass and ERCP: A Study on Clinical Outcomes and Healthcare Resource Utilization
- P2768. (S1582).** Characterization of Post-Procedure Patient-Initiated Communication in a Concierge Endobariatrics Practice
- P2769. (S1583).** Asian Patients Have Higher Post-ERCP Complications: A Nationwide Analysis of ERCP Safety
- P2770. (S1584).** Predictors of Inpatient Hospital Pancreatitis in CKD Patients Undergoing ERCP: A Comprehensive National Analysis

POSTER PRESENTATIONS

MONDAY, OCTOBER 28, 10:30 AM - 4:15 PM

P2771. (S1585). The Risk of Bleeding Complications in Patients Undergoing ERCP is Impacted by the Degree of Renal Impairment

P2772. (S1586). Covered Self-Expandable Metallic Stents versus Multiple Plastic Stents for Benign Biliary Strictures

P2773. (S1587). Endoscopic Clipping vs Suturing for Mucosotomy Closure in E-POEM and G-POEM: A Systematic Review and Meta-Analysis

P2774. (S1588). Outcomes of ERCP With Sphincterotomy in Patients on Antiplatelet and Anticoagulation Therapy: A Propensity-Matched Cohort Analysis

P2775. (S1589). Patients With Cystic Fibrosis Do Not Have an Increased Risk of Adverse Events After Endoscopic Retrograde Cholangiopancreatography: A Propensity-Matched Analysis

P2776. (S1590). Endoscopic Submucosal Dissection (ESD) vs Endoscopic Mucosal Resection (EMR) for Colorectal Polyps: An Updated Meta-Analysis and Meta-Regression With Single Arm Analysis

P2777. (S1591). Endoscopic Ultrasonography-Guided Gastroenterostomy vs Enteral Stenting for Gastric Outlet Obstruction

P2778. (S1592). Preliminary Results of Utilizing A Novel EUS Solution in an ASC Setting

P2779. (S1593). Safety and Efficacy of Cholangioscopy-Guided Radiation Free Endoscopic Retrograde Cholangiopancreatography for Management of Choledocholithiasis: A Systematic Review and Meta-Analysis

P2780. (S1594). Efficacy of Revisional Endoscopic Sleeve Gastroplasty After Laparoscopic Sleeve Gastrectomy

P2781. (S1595). Efficacy of Submucosal Injection in Endoscopic Papillectomy for Ampullary Tumors: A Meta-Analysis

P2782. (S1596). Comparison of Nutritional Parameters, Efficacy, and Safety of Endoscopic Gastrojejunostomy versus Duodenal Self-Expandable Metal Stent for the Management of Malignant Gastric Outlet Obstruction

P2783. (S1597). Comparative Effectiveness and Safety of Endoscopic Ultrasound-Guided Therapy versus Direct Endoscopic Glue Injection Therapy for Gastric Varices: A Systematic Review and Meta-Analysis

P2784. (S1598). Efficacy of Transoral Outlet Reduction for Weight Regain Following Roux-en Y Gastric Bypass: A Comparison of Pre and Post COVID-19 Pandemic

P2785. (S1599). A Systematic Review and Meta-Analysis on the Efficacy and Safety of Endoscopic Ultrasound Guided Radiofrequency Ablation in the Management of Patients With Pancreatic Malignancy

P2786. (S1600). Early Initiation of Glucagon-Like Peptide 1 Receptor Agonists After Transoral Outlet Reduction is Associated With Better Outcomes

P2787. (S1601). Poorly Cohesive Subtype of Gastro-Esophageal Cancers Impacts Endoscopic Ultrasound Tumor Stage

P2788. (S1602). Is Same-Day Discharge Safe Following Endoscopic Submucosal Dissection? A Meta-Analysis and Systematic Review

P2789. (S1603). Endoscopic Ultrasound Functionality for a Standard Upper Endoscope: Initial U.S. Experience

★ *ACG Outstanding Research Award in the Interventional Endoscopy Category*

★ *Presidential Poster Award*

P2790. (S1604). Recovery and Functional Results Following Endoscopic Intramuscular Dissection for Invasive Rectal Carcinomas

P2791. (S1605). A Comprehensive Review of Evidence Quality in ASGE Biliary and Pancreatic Endoscopy Guidelines (2017–2023)

P2792. (S1606). Cost-Effectiveness Analysis of Endoscopic Ultrasound-Guided Biliary Drainage With Lumen Apposing Metal Stent vs Percutaneous Transhepatic Biliary Drainage for Malignant Distal Biliary Obstruction After Failed ERCP

P2793. (S1607). Assessing the Risk of Post-ERCP Pancreatitis and other ERCP Complications Among Patients Given Prophylactic Oral Tacrolimus

INTERVENTIONAL ENDOSCOPY

Clinical Vignettes/Case Reports

P2794. (S4040). Successful Single Session EUS-directed Transgastric ERCP After Unsuccessful Laparoscopic ERCP in Roux-en-Y Gastric Bypass Patients

P2795. (S4041). Single-Session EUS-Directed Transgastric ERCP and Simultaneous EUS-Guided Transmural Gallbladder Drainage in a Choledocholithiasis and Acute Cholecystitis Patient After Unsuccessful Laparoscopic Cholecystectomy

P2796. (S4042). Angiocatheter and Miniature Biopsy Forceps to Facilitate Suture Delivery and Closure as a Novel Technique for Enterocutaneous Fistula Closure

P2797. (S4043). Endoscopic Cryotherapy as an Alternative Option to Chemoradiation for Successful Treatment of Esophageal Squamous Cell Carcinoma

P2798. (S4044). Effective Management of RYGB Complications Using EDGE: Case Reports

P2799. (S4045). Successful Necrosectomy Using the Over-the-Scope-Grasper Device: A Tool for Solid Necrotic Debris

P2800. (S4046). Bile Duct Obstruction Caused by Portal Vein Cavernous Transformation

★ *Presidential Poster Award*

P2801. (S4047). Hidden Malignancy: EUS-Guided Biopsy Safely Diagnoses Splenic Lymphoma After a Year-Long Delay Due to Benign Misinterpretation of Imaging Results

P2802. (S4048). Non-Invasive Approaches to Diagnosing Splenosis: A Case Report of Splenosis Mimicking a Pancreatic Mass

P2803. (S4049). Duodenal Neoplasm Causing Severe Gastric Outlet Obstruction Treated with Unique Endoscopic Stenting

P2804. (S4050). Malignancy-Related Ascites: The Role of Advanced Endoscopy for a Palliative Approach

P2805. (S4051). Nonsurgical Treatment of Gangrenous Cholecystitis With EUS-Assisted Cholecystogastrostomy Using a Lumen-Apposing Metal Stent: First Case in the Literature

P2806. (S4052). Partial Endoscopic Sleeve Gastroplasty for Management of Gastric Perforation During Intra-gastric Balloon Placement

★ *Presidential Poster Award*

P2807. (S4053). An Unusual Case of Metastatic Urothelial Carcinoma With GOO Managed With EUS-GJ

P2808. (S4054). Endoscopic Ultrasound-Guided Fine-Needle Biopsy Unveils a Rare Mediastinal Ectopic Thyroid in an Elderly Male

P2809. (S4055). Endoscopic Rescue Mission: A Case Report Describing Eroded Lap Band Extraction

P2810. (S4056). Gastric Neuroendocrine Tumor Masquerading as Adenocarcinoma in a Young Female

P2811. (S4057). Endoscopic Vacuum Therapy for the Management of Atrial Fibrillation-Induced Esophageal Perforation

POSTER PRESENTATIONS

MONDAY, OCTOBER 28, 10:30 AM - 4:15 PM

P2812. (S4058). An Unusual Presentation of Esophageal Adenocarcinoma Cured with Endoscopic Mucosal Resection

P2813. (S4059). A Rare Case of Posterior Mediastinal Abscess as a Complication of Endoscopic Ultrasound-Guided Celiac Plexus Block

P2814. (S4060). Case Series of EUS-Guided Biliary Drainage for Malignant Biliary Obstruction at a Community Hospital

P2815. (S4061). A Rare Case of Pulmonary Sclerosing Pneumocytoma Diagnosed by Endoscopic Ultrasound (EUS)

P2816. (S4062). A Rare Case of Carney-Stratakis Syndrome With a Large Gastrointestinal Stromal Tumor (GIST) Masquerading as a Pancreatic Mass

P2817. (S4063). Endoscopic Management of Post-Esophagectomy Leak Using Endoscopic Suturing and Stent Placement

P2818. (S4064). Therapeutic Utility of Endoscopic Cecostomy in Acute Colonic Pseudo-Obstruction

★ *Presidential Poster Award*

P2819. (S4065). Ten-Year Follow-Up on an Inoperable Barrett's Patient With Recurrent High-Grade Dysplasia and Esophageal Carcinoma in Situ

P2820. (S4066). A Rare Case of Stent Migration and Perforation of the Opposite Wall of the Duodenum and the Adjacent Ascending Colon

P2821. (S4067). Successful Management of Refractory Esophagojejunal Anastomotic Leak Following Total Gastrectomy Using Endoluminal Vacuum Therapy

P2822. (S4068). Endoscopic Papillectomy as a Safe and Effective Treatment for Ampullary Neuroendocrine Tumors: A Case Report

P2823. (S4069). Endoscopic Diagnosis of Extranodal Diffuse Large B-Cell Lymphoma With Gastric and Pancreatic Involvement

P2824. (S4070). Biliary Blockade: Liver Hemangioendothelioma Causing Common Bile Duct and Common Hepatic Duct Obstructions

P2825. (S4071). Endoscopic Ultrasound-Guided Portal Pressure Gradient Measurement Accurately and Safely Streamlines Patient Care

P2826. (S4072). The Taco Effect: Recognizing and Avoiding Suboptimal Closure While Using Dual-Anchor Clips and Endoscopic Suturing

P2827. (S4073). A Case of Small Cell Lung Cancer Diagnosed Through an EUS Guided Biopsy of a Splenic Lesion

P2828. (S4074). How Large Can a Gallstone get? A Rare Case of Bouveret's Syndrome Treated With Electrohydraulic Lithotripsy and Mechanical Extraction

P2829. (S4075). Endoscopic Ultrasound-Directed Transgastric FNA in Diagnosis of Late Metastasis of Renal Cell Carcinoma

P2830. (S4076). Endoscopic Ultrasound-Guided Gastric Remnant Access in a Patient With Massive Upper Gastrointestinal Bleeding and a History of a Roux-en-Y Gastric Bypass After Failed IR Embolization of a Bleeding Duodenal Ulcer

★ *Presidential Poster Award*

P2831. (S4077). Pancreatic Mass in a Roux-en-Y Patient Requiring Modified EDGE Procedure for EUS Evaluation

P2832. (S4078). Cryotherapy With Liquid Nitrogen in the Management of Refractory Esophageal Strictures Following Caustic Ingestion: A Case Report

P2833. (S4079). Combined Endovascular and Endoscopic Removal of a Migrated IVC Filter With Closure of Duodenal Fistula

P2834. (S4080). A Complex EndoVAC Leak Closure in a Community Hospital

P2835. (S4081). Subcapsular Hepatic Hematoma: An Uncommon Cause of Post-ERCP Bleeding

P2836. (S4082). Effective Antegrade EUS-Guided Puncture With Stent Placement in Completely Obliterated Esophagus

P2837. (S4083). Endoscopic Closure of A Mallory Weiss Tear From Sneezing Using The Helical Tacking System

P2838. (S4084). Pyloric Gastric Adenoma With Low Grade Dysplasia in an Asymptomatic 50-Year-Old Asian Female With Negative *H. Pylori*

P2839. (S4085). Endoscopic Ultrasound-Directed Transgastric ERCP (EDGE) in a Patient With a Prior Gastric Sleeve Converted to Roux-en-Y Gastric Bypass

P2840. (S4086). Endoscopic Drainage of Intramural Duodenal Hematoma Secondary to Acute Pancreatitis Using Lumen-Apposing Metal Stent (LAMS)

P2841. (S4087). Closing the Gap: Revolutionizing Colo-Cutaneous Fistula Repair With Multi-Session Over-the-Scope Clips

P2842. (S4088). Traction-Assisted Endoscopic Submucosal Dissection Using Novel Through-the-Scope Articulating Arm for the Resection of a Large Rectal Polyp

P2843. (S4089). Endoscopic Ultrasound-Guided Cystocystostomy (EUS-CC) for Management of Non-Communicating Peripancreatic Fluid Collections

P2844. (S4090). The Power of the Scope: A Case of ERCP-Related Duodenal Tear Repaired with Over-the-Scope Clip

P2845. (S4091). Duodenal Diverticulum Posing as Diffuse Large B-Cell Lymphoma

P2846. (S4092). Modified Natural Orifice Transluminal Endoscopic Surgery (NOTES) Technique for Creation of an Endoscopic Gastrojejunostomy

P2847. (S4093). Novel Hemostatic Gel and Powder as Rescue Agents for Arterial Bleeding Related to Lumen Apposing Metal Stent Placement

P2848. (S4094). Esophageal Obstruction: An Uncommon Complication of Esophageal Variceal Banding

P2849. (S4095). EUS-Guided FNA Diagnosis of Rosai-Dorfman Disease

P2850. (S4096). Hemorrhagic Infected Pancreatic Necrosis: EUS-Guided Drainage With Multiple Coaxial Metal and Plastic Stents

P2851. (S4097). Circumferential Endoscopic Submucosal Dissection (ESD) of 15-cm Long Segment Barrett's Esophagus With Multi-Focal Intramucosal Adenocarcinoma

★ *Presidential Poster Award*

LIVER

Standard Study

P2852. (S1802). POSTER WITHDRAWN

P2853. (S1803). Automated Liver Segmentation Using MRI Proton Density Fat Fraction: A Comparative Study of Deep Learning Models

P2854. (S1804). Hepatic Vascular Maps: Diagnostic Significance of Hepatic Vasculature Patterns in NAFLD vs NASH Using Integrated Deep Learning Architectures

P2855. (S1805). Regional Variability in Liver Fat Content in Pediatric NAFLD and Adult NASH Assessed by Proton Density Fat Fraction Imaging

P2856. (S1806). The Comparative Risk of Upper Gastrointestinal Bleeding With Carvedilol Versus Propranolol in Patients With Liver Cirrhosis: A Retrospective Study

POSTERS
MONDAY

POSTER PRESENTATIONS

MONDAY, OCTOBER 28, 10:30 AM - 4:15 PM

- P2857. (S1807).** Higher Rate of SBP Recurrence With Secondary SBP Prophylaxis Compared to SBP Patients With Not on Prophylaxis in a National Cirrhosis Cohort
- P2859. (S1809).** Combined Mortality Trends and Disparities in Hepatorenal Syndrome and Alcoholic Cirrhosis in the United States: A CDC WONDER Analysis (1999-2019)
- P2860. (S1810).** Evaluation of Accuracy of Fibrosis-4 (Fib-4) Index in Various Age Groups With Biopsy-Proven NAFLD or NASH: A Tertiary Health Care Network Retrospective Study
- P2861. (S1811).** Acute Decompensated Congestive Heart Failure Outcomes in Chronic Liver Disease: Analysis Using the National In-Patient Sample
- P2862. (S1812).** The Relationship Between Fibrosis Score and Age on Mortality in Hepatocellular Carcinoma Patients Over the Past Decade
- P2863. (S1813).** Increased Hepatitis D Virus Positivity Among Patient With Chronic Hepatitis B From Liberia in a Safety Net Hospital.
- P2864. (S1814).** The Association of Treatment and Tumor Size on Prognosis of Hepatocellular Carcinoma. A Retrospective Analysis of the Surveillance Epidemiology and End Results Database
- P2865. (S1815).** Causes of Death, Mortality Rates, and the Role of Socio-Demographic Risk Factors and Biomarkers in Metabolic Dysfunction-Associated Steatohepatitis Mortality in More Than 18,000 Real World Patients From the United States
- P2866. (S1816).** Impact of Frailty on MASLD Liver Transplant Recipients: An Analysis of the National Readmission Database
- P2867. (S1817).** Clinical Outcomes for Patients With Congestive Hepatopathy in Patients With Hyperlipidemia: An Analysis of the National Inpatient Sample
- P2868. (S1818).** Factors Associated With Post-Liver Transplant Patient Survival in Minorities With Metabolic Dysfunction-Associated Steatohepatitis
- P2869. (S1819).** Liver Decompensation and Mortality Outcomes Using Baveno VII Cutoffs for Transient Elastography Among Patients With Compensated Advanced Chronic Liver Disease in a Diverse, Urban US Cohort With Obesity and MASLD
- P2870. (S1820).** Opioid and Non-Opioid Analgesic Prescribing Among 398,080 Veterans With Cirrhosis: A Contemporary, Nationwide Analysis
- P2871. (S1821).** Trends and Predictors of Cannabis Use Among 410,215 Veterans with Cirrhosis, 2010-2021
- P2872. (S1822).** Trends in Secondary Liver Cancer-Related Mortality in the United States From 1999 to 2020
- P2873. (S1823).** Comparative Analysis of Clinical Outcomes in Hepatitis B/Delta Virus Co-infection vs Hepatitis B Mono-Infection in a Large Integrated Healthcare System
- P2874. (S1824).** A Diagnostic Study of Urine Biomarkers Neutrophil Gelatinase-Associated Lipocalin (uNGAL) and Urine Interleukin-18 (uIL-18) in Diagnosis of Acute Kidney Injury in Liver Cirrhosis
- P2875. (S1825).** Real-World Statin Use and 10-Year Atherosclerotic Cardiovascular Disease Risk in Patients With Biopsy-Confirmed Metabolic Dysfunction Associated Steatohepatitis in an Integrated Delivery Network
- P2876. (S1826).** Prevalence of Metabolic-Associated Steatohepatitis (MASH) and Advanced Fibrosis in At-Risk Pediatric Populations
- P2877. (S1827).** Elafibranor for the Treatment of Primary Biliary Cholangitis: Study Designs of the ELFIDENCE, ELSPIRE, and ELFINITY Phase III/IV Trials
- P2878. (S1828).** Cumulative Social Risk Exposure and Risk of Lean MASLD in U.S. Adults: NHANES 2017-2020
- P2879. (S1829).** Combination of Non-Selective Beta Blockers and Statins Is Associated With Decreased 90-Day Mortality in Alcohol-Associated Liver Disease
- P2880. (S1830).** ASCVD Score Is Lower in Alcohol-Associated Cirrhosis Compared to Alcohol-Associated Steatosis
- P2881. (S1831).** Utilization of High Intensity Statins May Protect Against Decompensation in Alcohol-Associated Liver Disease
- P2882. (S1832).** Protocol for the Management of Hepatitis C Transferred Through Kidney Transplantation
- P2883. (S1833).** Sarcopenia and Cirrhosis: Outcomes and Trends Over Five Years -- A Nationwide Retrospective Analysis
- P2884. (S1834).** Bariatric Surgery Associated With Improved Outcomes in Patients With Nonalcoholic Steatohepatitis: A Retrospective Analysis of the National Inpatient Sample Database (2016-2020)
- P2885. (S1835).** Metastatic Hepatocellular Carcinoma Presenting as Unknown Primary Neoplasm: First Systematic Review Evaluating Diagnostic Pitfalls and Therapeutic Challenges
- P2886. (S1836).** Effect of Mammalian Target of Rapamycin (mTOR) Inhibitor Everolimus Upon Skin and Other Malignancy Following Liver Transplantation
- P2887. (S1837).** Acute Kidney Injury in Patients With Cirrhosis Exposed to Iodinated Contrast: A Systematic Review and Meta-Analysis
- P2888. (S1838).** Limitations of Platelet Count as a Marker of Advanced Fibrosis in Patients With MASLD
- P2889. (S1839).** Frameshift Mutations in the TLR4 Gene with Potential Protective Effect on Progression to Fibrosis in MASLD Patients: A Pilot Study
- P2890. (S1840).** Impact of Metabolic Syndrome on Liver Fibrosis and Steatosis in Patients With Methotrexate-Associated Liver Injury: A Retrospective Study
- P2891. (S1841).** Mycophenolate Mofetil Versus Azathiopurine in Autoimmune Hepatitis: A Systematic Review and Meta-Analysis
- P2892. (S1842).** Outcomes of Liver Transplant in Patients With Budd-Chiari Syndrome: A Systematic Review and Meta-Analysis
- P2893. (S1843).** Exploring Risks of Autoimmune Hepatitis and Glucocorticoid Use While on Immune Checkpoint Inhibitors: Comparative Analysis
- P2894. (S1844).** Coronary Artery Vasculopathy and Long-Term Rejection After Hepatitis C Viremic Heart Transplantation to Aviremic Recipients
- P2895. (S1845).** A Cross-Sectional Study of Alcohol Awareness, Consumption Patterns, and Alcohol Related Disease in a Tertiary Center Liver Clinic
- P2896. (S1846).** Correlation Between Transient Elastography and Liver Biopsy in MASLD
- P2897. (S1847).** Exploring the Therapeutic Landscape: The Impact of SGLT2 Inhibitors on Clinical Outcomes in Patients With Cirrhosis
- P2898. (S1848).** Carvedilol or Propranolol for Secondary Prophylaxis in Non-Cirrhotic Portal Hypertension Due to Hepatosplenic Schistosomiasis?
- P2899. (S1849).** Are Patients With MASH Cirrhosis or Alcohol-Associated Cirrhosis More Likely to Develop Hepatic Hydrothorax? A National Transplant Database Analysis
- P2900. (S1850).** Higher Prevalence but Lower Mortality in Acute Liver Failure-Related Hospitalizations in Elderly Cohort With Cannabis Use Disorder: A Population Based Analysis
- P2901. (S1851).** Trends of Cirrhosis in Patients With Sickle Cell Disease - Analysis Using National Inpatient Sample

POSTER PRESENTATIONS

MONDAY, OCTOBER 28, 10:30 AM - 4:15 PM

P2902. (S1852). Temporal Trends in the Mortality of Liver Malignancies in the United States Over the Past 3 Decades

P2903. POSTER WITHDRAWN

P2904. (S1854). Quantify to Optimize: Improving Hepatitis Vaccination Documentation by Tracking and Reporting Data

P2905. (S1855). Diagnostic Accuracy of HCV Core Antigen Testing in Hemodialysis Patients: A Systematic Review and Meta-Analysis

P2906. (S1856). How Parental Exercise Habits Influence Their Children's Liver Health

P2907. (S1857). Racial Disparities in Autoimmune Hepatitis - A Nationwide Inpatient Sample Analysis

P2908. (S1858). Impact of Sarcopenia on Outcomes in Cirrhotic Patients: Nationwide Inpatient Sample Study 2016-2020

P2909. (S1859). Living Donor Liver Transplantation: The Role of Transplant Kinship on Rejection Rates and Allograft Survival, Using Genetic Related vs Unrelated Live Donors

P2910. (S1860). Ketamine-Induced Cholangiopathy: A Case Series

P2911. (S1861). Outcomes of Liver Transplantation in Arab American Patients: A Single Center Experience

P2912. (S1862). Trends in Mortality Caused by Viral Hepatitis in the United States Population: A Retrospective Cross-Sectional Study Using the CDC WONDER Database

★ *Presidential Poster Award*

P2913. (S1863). A Comparative Study on the Age-Standardized Incidence and Mortality Rates of Cirrhosis and Other Chronic Liver Disease in the U.S. and Nigeria From 1990-2019: Analysis From the Global Burden of Disease Study 2019

P2914. (S1864). Comparative Analysis of MELD, MELD-Na and MELD 3.0 Scores in Predicting Outcomes After TIPS Placement

P2915. (S1865). Hepatitis See You Later: Faster Time-to-Treatment of Chronic Hepatitis C in an Addiction Medicine Clinic

P2916. (S1866). Mapping the Hotspots: Chronic Hepatitis C Clusters in Georgia

P2917. (S1867). Gender and Racial Disparities in Cardiovascular Outcomes Among Patients with Metabolic Dysfunction-Associated Steatotic Liver Disease and Comorbid Heart Failure with Preserved Ejection Fraction: a Nationwide Analysis

P2918. (S1868). Unveiling the Impact of Liver Cirrhosis on Acute Ischemic Stroke Hospitalization: A Nationwide Analysis

P2919. (S1869). The ABCs of PBC: Alkaline Phosphatase, Biliary Health, and Candidacy for Obeticholic Acid Treatment

P2920. (S1870). Fecal Microbiota Transplantation: A Potential Game Changer for Severe Alcoholic Hepatitis? A Systematic Review and Meta-Analysis.

P2921. (S1871). To Biopsy or Not to Biopsy: A Cochrane Diagnostic Meta-Analysis of Non-Invasive Biomarkers for Acute T-Cell Mediated Liver Transplant Rejection

P2922. (S1872). Examining Cervical Cancer Screening Practices in Liver Transplant Recipients: Lack of Organ Specific Guidelines and Socioeconomic Influences

P2923. (S1873). Characteristics and Outcomes of Patients Diagnosed With Hepatocellular Carcinoma in Mbarara, Uganda

P2924. (S1874). Assessing the Efficacy of Farnesoid X Receptor Agonists in the Management of Metabolic Dysfunction-Associated Steatotic Liver Disease: A Systematic Review and Meta-Analysis

P2925. (S1875). The Incidence of Spontaneous Bacterial Peritonitis in Decompensated Cirrhotics With Gastric Antral Vascular Ectasia and Associated Risk Factors

P2926. (S1876). Integrating Care for Alcohol-Associated Liver Disease With Alcohol Use Disorder: Unique Single Center Experience

P2927. (S1877). Adequacy of Hepatitis C Testing in the Outpatient Setting in Accordance With the Latest USPSTF Guidelines: A Cross-Sectional Study and a Quality Improvement Project

P2928. (S1878). The Impact of Alcohol Use Disorder Education Interventions on Gastroenterology Fellows

P2929. (S1879). Metabolic Risk Factors and Ursodiol Response in Primary Biliary Cholangitis

P2930. (S1880). Evaluating Liver Transplant Referral Rates and Disparities Among Cirrhotic Patients: A Study in the Hispanic Population

P2931. (S1881). Long-Term Efficacy and Safety of Open-Label Seladelpar Treatment in Patients With Primary Biliary Cholangitis: Interim Results for 2 Years From the ASSURE Study

P2932. (S1882). Circumstances of Diagnosis and Modes of Transmission of Chronic Hepatitis B Infection in Bangladesh: A Multicenter Cross-Sectional Study in Bangladesh

P2933. (S1883). Evaluating Differences in Screening Between Pediatric and Adult Patients for Development of Metabolic Dysfunction-Associated Steatotic Liver Disease at an Academic Primary Care Clinic

P2934. (S1884). Risk Factors and Predictors of Hepatic Encephalopathy Following ERCP in Cirrhotic Patients: A Retrospective Analysis

P2935. (S1885). Efficacy and Safety of Ileal Bile Acid Transport Inhibitors in Inherited Cholestatic Liver Disorders: A Systematic Review and Meta-Analysis of Randomized Controlled Trials

P2936. (S1886). Fibroblast Growth Factor Analogues in Metabolic Dysfunction Associated Steatotic Liver Disease: A Network Meta-Analysis

P2937. (S1887). Clinical Features of Alcohol-Related Hepatitis and Mortality Trends in the Pre- and Post-COVID Era

P2938. (S1888). Clinical Relevance and Implications of Gastric Antral Vascular Ectasia (GAVE) in Cirrhotic Patients

P2939. (S1889). Comparison of Interventions for Pyogenic Liver Abscess at the National Level

P2940. (S1890). Patients on Statins with Elevated Transaminases: Frequency of Follow-up Creatinine Kinase Measurement Along with Gastroenterology Consultations

P2941. (S1891). Disparities and Clinical Associations Related to Portal Vein Thrombosis in Hospitalized Patients With Cirrhosis: A Nationwide Analysis (NIS 1998-2015)

P2942. (S1892). Safety and Tolerability of Orthopedic Surgery Following Liver Transplants

P2943. (S1893). Bile Cast Nephropathy: A Systematic Review

P2944. (S1894). The Burden of Liver Cancer in Sub-Saharan Africa: An Analysis From the Global Burden of Disease Database

P2945. (S1895). Incidence, Clinical Outcomes, and Risk Factors Associated With Nosocomial Infections in Patients Admitted With Alcohol-Associated Hepatitis

P2946. (S1896). Comparative Analysis on the Healthcare Disparities and Inpatient Mortality of Hepatorenal Syndrome Among Different Liver Cirrhosis Etiologies: Insights From the National Inpatient Sample

POSTERS
MONDAY

POSTER PRESENTATIONS

MONDAY, OCTOBER 28, 10:30 AM - 4:15 PM

P2947. (S1897). Liver Cirrhosis and its Impact on Clinical Outcomes in Adult Respiratory Syncytial Virus Pneumonia: A Retrospective Analysis of the National Inpatient Sample

P2948. (S1898). Impact of Herbal Dietary Supplements on Liver Enzyme Levels: A Systematic Review and Meta-Analysis

P2949. (S1899). Non-Alcoholic Steatohepatitis (NASH): Shifting Risk Factors, Current Burdens, and Projections Through 2040

P2950. (S1900). GLP-1 Receptor Agonists Reduce the Risk of Hepatocellular Carcinoma and Cirrhosis in Patients With Non-Alcoholic Fatty Liver Disease and Type 2 Diabetes

P2951. (S1901). Low Body Mass Index is Associated With Higher Mortality in Patients Undergoing Liver Transplantation: A Population-Based Study

P2952. (S1902). Alcohol-Related Liver Disease Among Sexual and Gender Minority Patients: Analysis From a Large Multicenter Database

P2953. (S1903). Role of Pre-Operative TIPS in Patients Undergoing Surgery

★ *Presidential Poster Award*

P2954. (S1904). Assessment of General Public Attitudes Regarding Transplantation for Alcoholic Liver Disease

P2955. (S1905). Resource Utilization by Cirrhotic Patients Presenting to the Emergency Department: A Single Center Experience

P2956. (S1906). Reduction of Hepatitis C Relapse Rate Among HIV/HCV - Coinfected Patients Over 10 Years via Direct Acting Antiviral Agents: A Retrospective Cohort Study

P2957. (S1907). Racial Disparity in Coinfection Rates of Persons Living with HIV and Hepatitis C: A Case Study of 500 Patients in Nassau County Hospital

P2958. (S1908). Prevalence and Outcomes of Sarcopenia Among Patients With Alcoholic Liver Disease: A Nationwide Cohort Study

P2959. (S1909). Association of Glucagon-Like Peptide-1 Therapies and Risk of Cancer in Liver Transplant Patients

P2960. (S1910). Differential Effect of Cardiometabolic Risk Factors on Mortality in US Adults with Metabolic Dysfunction Associated Steatotic Liver Disease (MASLD)

P2961. (S1911). Arsenic in the Body: Assessing its Role in Metabolic Dysfunction and Liver Steatosis

P2962. (S1912). From Liver to Heart: Alcohol-Associated Liver Disease and Cardiovascular Outcomes: A Decade Analysis From National Survey

P2963. (S1913). Efficacy and Safety of Seladelpar in Primary Biliary Cholangitis: A Systematic Review and Meta-Analysis of Randomized Controlled Trials

P2964. (S1914). Liver Disease Mortality in the United States: Demographic Shifts from 1999 to 2020

P2965. (S1915). Pooled Incidence of de novo Malignancy After Liver Transplantation

P2966. (S1916). Prevalence of Different Malignancies Among Liver Transplant Recipients: A Nationwide Study

P2967. (S1917). Impact of Cirrhosis on Patients Admitted With Acute COPD Exacerbation: A Nationwide Study

P2968. (S1918). Elevated Rates of Liver and Intrahepatic Bile Duct Cancer in Native American and Alaskan Native Females vs to Males When Compared to Their White Counterparts: A 5-Year Regional Analysis

★ *Presidential Poster Award*

P2969. (S1919). Evolving Burden of Liver Cancer Attributable to High BMI in the United States and Its Trend from 1990-2021: A Benchmarking Analysis

P2970. (S1920). Evaluating the Impact of Anticoagulation Therapy on Mortality and Clinical Outcomes in Cirrhotic Patients With Portal Vein Thrombosis: A Retrospective Study From a Tertiary Center

P2971. (S1921). Trends and Disparities in Chronic Liver Failure (CLF)-Related Deaths in the United States: A 1999-2020 Analysis

P2972. (S1922). Evaluating Outcomes and Perioperative Complications of Combined Heart and Liver Transplantation in Patients With Failing Fontan Physiology: A Systematic Review

P2973. (S1923). Comparison of Efficacy and Safety of Mycophenolate Mofetil With Standard Therapy in Autoimmune Hepatitis for Induction and Maintenance of Remission: A Systematic Review and Meta-Analysis

P2974. (S1924). Impact of Granulocyte Colony Stimulating Factor on the Survival of Patients With Decompensated Cirrhosis and Acute-on-Chronic Liver Failure - A Systematic Review and Meta-Analysis

P2975. (S1925). Limitations of FIB-4 Score in Excluding Advanced Fibrosis in Metabolic Dysfunction-Associated Steatotic Liver Disease (MASLD)

P2976. (S1926). Deciphering Survival Disparities in Hepatocellular Carcinoma: A Multi-Omics Approach

★ *Presidential Poster Award*

P2977. (S1927). Sounding the Alarm on Lean MASLD in US Adults: Insights From NHANES 2017-2020

P2978. (S1928). Racial/Ethnic Disparities in Metabolic Dysfunction-Associated Steatotic Liver Disease Among Lean US Adults

P2979. (S1929). Hepatocellular Carcinoma in Indian and Pakistani Immigrants in the United States: An Analysis of the SEER Database

P2980. (S1930). Temporary Biliary Stenting During Liver Transplant to Prevent Anastomotic Biliary Strictures: A Single Center Retrospective Study

LIVER

Clinical Vignettes/Case Reports

P2981. (S4332). Hepatic Adenomatosis Transformation to Hepatocellular Carcinoma Secondary to Exogenous Testosterone Use

P2982. (S4333). Recurrent Acute Cholangitis Secondary to Caroli Syndrome Managed With Liver Transplantation

P2983. (S4334). Inositol and Taurodeoxycholic Acid Adjunctive Therapy in NASH

P2984. (S4335). Rivaroxaban Goes Rogue: A Case Report on Drug-Induced Liver Injury

P2985. (S4336). Portal Hypertension-Associated Gastric Polyp: A Source of Upper Gastrointestinal Bleeding in Cirrhosis

P2986. (S4337). Hepatocellular Carcinoma in Cirrhosis Due to Cystic Fibrosis Liver Disease

P2987. (S4338). Double Dilemma: Synchronous Multiple Primary Cancers

P2988. (S4339). Herb Hazard: Ashwagandha Induced Liver Injury

NOTE: All accepted abstracts will appear in the Supplement to the October 2024 issue of the *AJG*. The supplement IDs are listed in parentheses after the poster ID.

POSTER PRESENTATIONS

MONDAY, OCTOBER 28, 10:30 AM - 4:15 PM

- P2989. (S4340).** A Rare Case of Passenger Lymphocyte Syndrome in Blood Type B+ Recipient
- P2990. (S4341).** An Unusual Case of Small Cell Carcinoma of the Prostate With Liver Metastasis
- P2991. (S4342).** A Case of Hereditary Coproporphyrinemia Treated With Givosiran After Failed Hemin Therapy
- P2992. (S4343).** Meigs Syndrome: A Rare Cause of Abdominal Ascites in a Patient With an Ovarian Mass
- P2993. (S4344).** Unveiling a Tropical Disease as a Cause of Liver Injury and Pancreatitis: Icterohemorrhagic Leptospirosis
★ *Presidential Poster Award*
- P2994. (S4345).** Hidden Perils: Delayed Pyogenic Liver Abscess Diagnosis Leading to Severe Endogenous Endophthalmitis
- P2995. (S4346).** Beyond the Usual Tumble: A Rare Case of Multifocal Acute Thrombosis Following Trauma
- P2996. (S4347).** Hyperammonemia-Induced Cerebral Edema Following Transjugular Intrahepatic Portosystemic Shunt (TIPS)
- P2997. (S4348).** Elevated Alpha Fetoprotein of Unclear Origin: A New Subtype?
- P2998. (S4349).** A Case of Chronic Hepatitis E in a Liver Transplant Recipient
- P2999. (S4350).** A Rare Cause of Chronic Aspartate Aminotransferase Elevation
- P3000. (S4351).** Cyclical Right Upper Quadrant Pain: A Rare Presentation of Hepatic Endometriosis
★ *Presidential Poster Award*
- P3001. (S4352).** Cholelithiasis Mimicking Drug-Induced Liver Injury
- P3002. (S4353).** Imaging of Sarcoidosis With Pulmonary, Hepatic, and Splenic Involvement: Diagnostic Challenges
- P3003. (S4354).** Low-Phospholipid Associated Cholelithiasis Syndrome – An Uncommon Cause of Hepatectomy
- P3004. (S4355).** A Rare Case of Hepatic Perivascular Epithelioid Cell Tumor (PEComa) in a 73-Year-Old Female Patient
- P3005. (S4356).** Gadolinium-Induced Anaphylactic Shock in a Liver Transplant Candidate
- P3006. (S4357).** Novel Utilization of PuraStat Hemostatic Gel in the Management of Gastric Varix
- P3007. (S4358).** Infliximab-Induced Autoimmune Hepatitis Progressing to Acute Liver Failure in a Patient With Ankylosing Spondylitis and Rheumatoid Arthritis
- P3008. (S4359).** Benign Transient Hyperphosphatemia in Adults: A Case Report
- P3009. (S4360).** Infiltrative Liver Disease: A Case of Hepatic AL Amyloidosis
- P3010. (S4361).** Puzzling Peritonitis: Unraveling Ascitic Mysteries of Pelvic Inflammatory Disease
- P3011. (S4362).** Hepatic Portosystemic Shunts in Non-Cirrhotic Patients on CT: A Case Series
- P3012. (S4363).** Steatotic Liver Disease Arising in an Asymptomatic 20-Year-Old Male With Growth Hormone Deficiency
- P3013. (S4364).** Difficult Diagnosis of Disseminated Cryptococcosis in a Patient With Cirrhosis
- P3014. (S4365).** Liver Transplantation for Colorectal Cancer With Hepatic Metastases
- P3015. (S4366).** Crossing Boundaries: Navigating the Diagnostic Labyrinth of Hepatic and Pulmonary Actinomycosis Post-COVID
- P3016. (S4367).** An Unexpected Cause of Liver Injury
- P3017. (S4368).** Atypical Presentation of Beta-Thalassemia Trait with Heterozygous H63D Mutation: Hemolysis, Iron Overload, and Liver Cirrhosis
- P3018. (S4369).** A Rare Case of Propofol-Induced Liver Injury
- P3019. (S4370).** Biliary Obstruction from Transjugular Intrahepatic Portosystemic Shunt Mimicking Alcohol-Associated Hepatitis - A Rare Complication
- P3020. (S4371).** Drug-Induced Liver Injury from Daptomycin: A Rare Case Report With Isolated Transaminitis
- P3021. (S4372).** Liver Autophagy, A Rare Case of Elevated Transaminases in a Patient With Anorexia Nervosa
- P3022. (S4373).** Beyond the Liver: A Unique Case of Pyogenic Liver Abscess Caused by P. Micros Penetrating Into the Chest Wall
- P3023. (S4374).** Hepatic Encephalopathy Related Heat Stroke
- P3024. (S4375).** Acute Hepatitis in a Pregnant 21-Year-Old Female: Unveiling the Impact of Acute EBV
- P3025. (S4376).** Not Quite the Same: Comparative Cases of Drug-Induced Autoimmune and Autoimmune-Like Hepatitis
- P3026. (S4377).** Light Chain Hepatic Amyloidosis Masquerading as Nonalcoholic Steatohepatitis: A Histopathological Challenge
- P3027. (S4378).** Is Ignorance Bliss? The Use of PEth Studies in Alcohol-Associated Liver Disease
- P3028. (S4379).** Ezetimibe-Associated Drug-Induced Liver Injury
- P3029. (S4380).** A Rare Case of Sterile Peritonitis in the Setting of Abdominal Infarct
- P3030. (S4381).** Noncirrhotic Cavernous Transformation of the Portal Vein With Asymptomatic Portal Biliopathy
- P3031. (S4382).** Tuberculoma on the Liver: A Mimicker of Malignancy
- P3032. (S4383).** Jaundice in Sickle Cell Anemia - It's Not A(IH)always Hemolysis!
- P3033. (S4384).** Seronegative Autoimmune Hepatitis: A Challenging Diagnosis
- P3034. (S4385).** A Pregnancy Puzzle: Severe Acute Hepatitis Secondary to Peripartum Hemophagocytic Lymphohistiocytosis
- P3035. (S4386).** Atypical Late Presentations of Metastatic Hepatocellular Carcinoma After Liver Transplant
- P3036. (S4387).** Multifocal Hepatic Small Vessel Neoplasm: A Novelty and Mystery
- P3037. (S4388).** Nephrogenic Ascites: A Rare Cause of Refractory Ascites
- P3038. (S4389).** Mechanical Obstruction in Decompensated Chronic Liver Disease: A Case of Colonic Mass-Induced Severe Constipation and Hepatic Encephalopathy
- P3039. (S4390).** Case of a Spontaneous Resolution of Hepatocellular Carcinoma: A Nature's Intervention
- P3040. (S4391).** One Lesion at a "Thyme:" Oligometastatic Thymoma to the Liver

NOTE: All accepted abstracts will appear in the Supplement to the October 2024 issue of the AJG. The supplement IDs are listed in parentheses after the poster ID.

POSTER PRESENTATIONS

MONDAY, OCTOBER 28, 10:30 AM - 4:15 PM

- P3041. (S4392).** A Rare Case of T-cell Post-Transplant Lymphoproliferative Disorder (PTLD) Found Following a Diagnosis of Hemophagocytic Lymphohistiocytosis in a Patient With History of Liver Transplantation
- P3042. (S4393).** A Case of Non-Occlusive Mesenteric Ischemia Following the Rupture of a Hepatocellular Carcinoma
- P3043. (S4394).** A Rare Subtype of Hepatic Cancer: Lymphoepithelioma-Like Hepatocellular Carcinoma
- P3044. (S4395).** Acute Exacerbation of Autoimmune Hepatitis Caused by Localized Cytomegalovirus Reactivation
- P3045. (S4396).** Complexities of Managing Chronic Hepatitis B in HIV: A Case of Acute Liver Injury Post-Medication Change
- P3046. (S4397).** Drug-Induced Liver Injury Secondary to Recent Ozempic Use
- P3047. (S4398).** A Rare Cause of Chronic Liver Dysfunction: Chronic Active Epstein-Barr Virus
- P3048. (S4399).** Ketamine-Induced Liver Injury (KILI) From Recreational Use: A Rare Phenomenon
- P3049. (S4400).** Beyond the Routine: Unusual Abdominal Pseudocyst Following Peritoneal Dialysis
- P3050. (S4401).** Acute Fulminant Hepatitis Induced by *Bacillus cereus*: A Case Study and Clinical Insights
- P3051. (S4402).** Silent Hemorrhage: Spontaneous Muscle Hematoma in Liver Cirrhosis Unveiled
- P3052. (S4403).** A Case of Ibuprofen Induced Autoimmune Hepatitis Resulting in Acute on Chronic Liver Failure
- P3053. (S4404).** The Unusual Cause Spontaneous Bacterial Peritonitis in Cirrhotic Patients: *Salmonella* and *Brucella*
- P3054. (S4405).** Ping-Pong Gaze as an Atypical Presentation of Hepatic Encephalopathy: A Case Report
- P3055. (S4406).** A Rare Case of Seronegative Autoimmune Hepatitis
- P3056. (S4407).** Managing Granulomatous Liver Disease in HIV/AIDS: A Case Study
- P3057. (S4408).** Iron Overload: A Case of Hidden Hemochromatosis
- P3058. (S4409).** Hemophagocytic Lymphohistiocytosis Associated With Chronic Active Epstein-Barr Virus Infection Presenting With Acute Liver Injury
- P3059. (S4410).** Mycophenolate - A Treatment Option in Steroid Refractory Hepatitis Associated With Immune Checkpoint Inhibitors
- P3060. (S4411).** Acquired Gilbert's Secondary to Liver Transplant in Pre-Transplant Gilbert-Negative Patient Sparked by COVID-19 Vaccination
- P3061. (S4412).** Metastatic Hepatic Epithelioid Angiosarcoma With Fulminant Liver Failure and Tumor Lysis Syndrome Disguised as Lymphoma
- P3062. (S4413).** Hepatic Lesions Secondary to Disseminated *Mycobacterium avium* Complex: A Diagnostic Challenge in a Patient With Advanced HIV Complicated by Kaposi Sarcoma Inflammatory Cytokine Syndrome
- P3063. (S4414).** A Case of Esophageal Variceal Hemorrhage With Normal Portal Pressures: Lessons From the Baveno VII Consensus on Porto-Sinusoidal Vascular Disorder
- P3064. (S4415).** Cefepime-Induced Cholestatic Liver Injury: A Rare Phenomenon
- P3065. (S4416).** Variceal Coils Eroding Into Stomach
- P3066. (S4417).** Pregnancy Under Pressure: Addressing Variceal Bleeding During Gestation
- P3067. (S4418).** From Sweet to Sour: A Case of Papaya Leaf Extract Induced Hepatotoxicity
- P3068. (S4419).** Sarcoidosis Revealed: Granulomas Uncovered in the Search for a Suspected Tropical Infection
- P3069. (S4420).** The Shroom of Doom: Acute Liver Injury from Death Cap Mushroom Ingestion Treated With Experimental IV Silibinin
- P3070. (S4421).** A Fatal Case of Sinusoidal Obstruction Syndrome/Veno-Occlusive Disease Post-Autologous Stem Cell Transplant
- P3071. (S4422).** A Rare Presentation of a Gastrointestinal Neuroendocrine Tumor with Ascites and Negative Cytology: A Case Report
- P3072. (S4423).** Mind the Gap: A Rare Case of *Klebsiella pneumoniae* Liver Abscess From Cryptic Maxillary Sinusitis
- P3073. (S4424).** An Unusual Report of Gastric Metastasis in Hepatocellular Carcinoma with Review of Literature
- P3074. (S4425).** The Importance of Genetic Testing in a Case of Oral Contraceptive Induced Jaundice as First Manifestation of Benign Recurrent Intrahepatic Cholestasis
★ *Presidential Poster Award*
- P3075. (S4426).** Acute Liver Failure Leading to Undiagnosed Multiple Myeloma
- P3076. (S4427).** Drug-Induced Autoimmune-Like Hepatitis and Stevens Johnsons Syndrome Secondary to Levetiracetam
- P3077. (S4428).** Telomere Biology Disorders: An Under-Recognized Cause of Liver Disease
★ *Presidential Poster Award*
- P3078. (S4429).** Elevated Transaminases and Hyperferritinemia: Acute Liver Injury With a Twist
- P3079. (S4430).** Progressive Familial Intrahepatic Cholestasis: A Histological Conundrum
- P3080. (S4431).** A Severe Case of Drug-Induced Liver Injury After Ingestion of Amoxicillin-Clavulanic Acid
- P3081. (S4432).** Dual Etiologies in Acute Liver Injury: A Report of Exercise-Induced and Viral Hepatitis in a Young Athlete
- P3082. (S4433).** Congenital Intrahepatic Portosystemic Shunt: A Rare Cause of Altered Mental Status
★ *Presidential Poster Award*
- P3083. (S4434).** Splenic Artery Pseudoaneurysm: A Unique Extrahepatic Manifestation of Hepatic Angiosarcoma
- P3084. (S4435).** Obliterative Portal Venopathy: An Unusual Case of Liver Fibrosis
- P3085. (S4436).** Liver Arteritis: An Uncommon Etiology of Ischemic Cholangiopathy With Primary Sclerosing Cholangitis-like Histologic Features
- P3086. (S4437).** Esophageal Stents For Severe Refractory Variceal Bleeding: Case Series From the United States
- P3087. (S4438).** A Case of Pylephlebitis in the Absence of Clear Intra-Abdominal Suppurative Processes or Hyper-Coagulable State
- P3088. (S4439).** Acute Autoimmune Hepatitis After COVID-19 Vaccine: Coincidence or Vaccine-Induced Phenomenon?
- P3089. (S4440).** An Intriguing Case of Direct Hyperbilirubinemia After Implantation of Left Ventricular Assist Device
- P3090. (S4441).** Itchy Teen? Consider Genetic Intrahepatic Cholestatic Disease
- P3091. (S4442).** A Novel Case of Pyridostigmine Induced Liver Injury

POSTER PRESENTATIONS

MONDAY, OCTOBER 28, 10:30 AM - 4:15 PM

POSTERS
MONDAY

- P3092. (S4443).** A Case of Drug-Induced Liver Injury Caused by Mushroom Gummy Ingestion
- P3093. (S4444).** Acute Liver Transplant Rejection Complicated by Disseminated Cryptococcal Infection
- P3094. (S4445).** A Case of Acute Sialadenitis Distracting from Acute Liver Injury Secondary to Accidental Acetaminophen Overdose
- P3095. (S4446).** Patients Don't Read Medical Textbooks: A Case Study Showing an Atypical Presentation of Liver Pathology
- P3096. (S4447).** Esophageal and Gastric Variceal Hemorrhage Lead to Discovery of Isolated Hepatic Decompensation Secondary to A1AT Deficiency
- P3097. (S4448).** The Case of Life-Threatening Hepatitis: Ceftriaxone-Induced Severe Liver Injury
- P3098. (S4449).** Severe Drug-Induced Liver Injury Due to RAD-140 Use
- P3099. (S4450).** Aggressive Systemic Mastocytosis as a Rare Cause of Rapidly Progressive Ascites
- P3100. (S4451).** An Atypical Case of Autoimmune Hepatitis With Peripheral Eosinophilia Masquerading as Malignancy
- P3101. (S4452).** Left Ventricular Assist Device as a Possible Instrument for Reversing Liver Fibrosis
★ *Presidential Poster Award*
- P3102. (S4453).** A Rare First Presentation of Multiorgan Sarcoidosis With Hepato-Splenic Granulomas: A Case Report
- P3103. (S4454).** Postoperative Sequelae in Giant Cavernous Hemangioma: Recurrent Cholangitis and Enlargement of Residual Hemangioma Following Hepatic Lobectomy
- P3104. (S4455).** The Silent Saboteur: A Case of IgG4-Predominant Plasma Cell-Rich Rejection (PCR) in a Liver Transplant Recipient
- P3105. (S4456).** Kombucha: Can You Liver With or Without It?
- P3106. (S4457).** Rare Case of Thymoma Metastasizing to the Liver as an Incidental Finding
- P3107. (S4458).** Focal Nodular Hyperplasia Presenting as Gastric Outlet Obstruction
- P3108. (S4459).** Simultaneous Liver and Kidney Transplant After Over-the-Counter Aspirin Overuse
- P3109. (S4460).** Hepato-Portal Sclerosis (HPS): Non-Cirrhotic Portal Hypertension in Turner Syndrome
- P3110. (S4461).** Multiple Sclerosis on Immunotherapy: A Potential Recipe for Acute Liver Failure
- P3111. (S4462).** A Rare Case of Nephrotic Syndrome Complicated by Spontaneous Bacterial Peritonitis
- P3112. (S4463).** Management of Functional Obstructive Jaundice in a Young Female With History of Semaglutide Use
- P3113. (S4464).** Autoimmune Hepatitis Masquerading as Eosinophilia in a Patient with Bullous Pemphigoid
- P3114. (S4465).** A Case of EBV Hepatitis Treated With N-Acetylcysteine: A Placebo or True Effect?
- P3115. (S4466).** Rare Case of Hemophagocytic Lymphohistiocytosis in a Post-Orthotopic Liver Transplant Patient
- P3116. (S4467).** Rare Case of Spinal Tuberculosis After Liver Transplant
- P3117. (S4468).** Rare Occurrence of Abdominal Cocoon Syndrome in a Patient With Cirrhosis: Case Report and Literature Review
- P3118. (S4469).** Watch Out for Off-Label Weight Loss Medication Use: Zonisamide-Induced Drug Reaction with Eosinophilia and Systemic Symptoms and Severe Drug Induced Liver Injury
- P3119. (S4470).** Unveiling Asymptomatic Bradycardia in Hepatitis A: A Case Report
- P3120. (S4471).** Ascites Diagnosis Dilemma
- P3121. (S4472).** The Yellow Submarine: Rare Case of a Patient With Benign Intrahepatic Cholestasis With a Pathogenic Genetic Variant Consistent With Progressive Familial Intrahepatic Cholestasis
- P3122. (S4473).** Bile Duct Ballet: Dancing With Von Meyenburg Complexes and Liver Enzyme Riddles - Diagnostic Dilemma
★ *Presidential Poster Award*
- P3123. (S4474).** Prompt Therapeutic Plasma Exchange for Acute Liver Failure From Dengue Infection - A Case Report and Review of the Literature
- P3124. (S4475).** Veno-Occlusive Disease as a Rare Complication of Ipilimumab and Nivolumab
- P3125. (S4476).** From Chaos to Clarity: The Serendipitous Unveiling of Hepatocellular Carcinoma
- P3126. (S4477).** A Case of Auto Brewery Syndrome (ABS) Complicating Cirrhosis and Leading to Liver Transplant
- P3127. (S4478).** Copy Cat: Inflammatory Pseudotumors of the Liver
★ *Presidential Poster Award*
- P3128. (S4479).** Hemophagocytic Lymphohistiocytosis in Pregnancy Causing Clinically Significant Liver Dysfunction
- P3129. (S4480).** Budd-Chiari Syndrome in a 19-Year-Old Female With Heterozygous Factor V Leiden Mutation and Protein C Deficiency
- P3130. (S4481).** Challenges in Managing Hepatitis B Reactivation in an HIV-Positive Patient on Dialysis for End-Stage Renal Disease
- P3131. (S4482).** Piperacillin-Tazobactam and Hepatic Complications: A Case Report on Drug-Induced Liver Injury
- P3132. (S4483).** Severe Hyperammonemia and Hepatic Encephalopathy Precipitated by Routine Difelikefalin Administration: A Relatively Unknown Adverse Effect
- P3133. (S4484).** Clinical Course of Acute Liver Failure in Postpartum Patient With Herpes Simplex Viremia
- P3134. (S4485).** Navigating Rare Waters: Chylous Ascites Following Robotic Bilateral Nephrectomy in an Elderly Patient
- P3135. (S4486).** Liver Meets Legs: Unraveling Hepatic Myelopathy
★ *Presidential Poster Award*
- P3136. (S4487).** A Rare Case of EBV-Induced Acute Hepatitis
- P3137. (S4488).** Fulminant Lupus Hepatitis: An Uncommon Cause of Acute Liver Failure
- P3138. (S4489).** Too Much of a Good Thing? Kombucha-Induced Liver Injury
★ *Presidential Poster Award*
- P3139. (S4490).** From Lean to Mean: A Case Report of Severe Hepatotoxicity Linked to Animal Cuts, A Fat Burner Supplement
- P3140. (S4491).** Autoimmune Hepatitis Progressing to Hepatocellular Cholangiocarcinoma: A Case Report
- P3141. (S4492).** Leptospirosis as a Cause of Conjugated Hyperbilirubinemia in an Urban Community Hospital

NOTE: All accepted abstracts will appear in the Supplement to the October 2024 issue of the *AJG*. The supplement IDs are listed in parentheses after the poster ID.

POSTER PRESENTATIONS

MONDAY, OCTOBER 28, 10:30 AM - 4:15 PM

- P3142. (S4493).** An Unusual Etiology of Ascites in a Young Man With Alcohol Use Disorder
- P3143. (S4494).** Record-Breaking Long-Term Survival With Complete Situs Inversus: A Pioneering Case for Liver Tumor Treated With ALPPS
- P3144. (S4495).** Not DRESSed for Success: A Case of DRESS Syndrome With Progressively Elevated Aminotransferases Even After Stopping Offending Agent
- P3145. (S4496).** No Laughing Matter: A Case of a Rare Tumor Hepatic Epithelioid Hemangioendothelioma (HEHE)
- P3146. (S4497).** Athlete's Hepatitis
- P3147. (S4498).** From Liver to Nasal Drip: Epistaxis Unveils Itself as a Novel Complication in MASH Cirrhosis
- P3148. (S4499).** A Rare Case of B-Cell Lymphoma Diagnosed in an Explanted Liver in a Patient With MASH Cirrhosis!
- P3149. (S4500).** Spontaneous Versus Secondary: A Challenging Case of Fungal Peritonitis in a Cirrhotic Patient Presenting With Gastric Perforation Complicated by Persistent Gastric Leak
- P3150. (S4501).** Navigating Diagnostic Complexity: A Case Report of Refractory Sepsis Complicated by Rare Infectious Etiologies in an Elderly Patient
- P3151. (S4502).** Diagnostic Dilemma: Metastatic Breast Adenocarcinoma Presents with a Cholestatic Liver Injury without Radiological Findings of Liver Metastases
- P3152. (S4503).** Acute Limb Ischemia Due to Cryoglobulinemia in HCV Cirrhosis
- P3153. (S4504).** Ribavirin Treatment in Acute HEV-Induced Liver Injury in a Healthy US Female: A Case Report
- P3154. (S4505).** A Case of Epstein-Barr Virus-Induced Cholestatic Hepatitis: An Uncommon Presentation of Common Entity
- P3155. (S4506).** Large Hepatic Cyst Compressing the Right Heart: A Rare Complication
- P3156. (S4507).** Direct Visualization of Hepatocellular Carcinoma with Complete Bile Duct Invasion Using Peroral Cholangioscopy

OBESITY

Standard Study

- P3157. (S2083).** Semaglutide and Liraglutide and Incidence of New-Onset Gastroparesis, Non-Alcoholic Steatohepatitis, Acute Liver Failure, Cirrhosis, Hepatocellular Carcinoma and Mortality in Obese Diabetic Patients
- P3158. (S2084).** Endoscopic Sleeve Gastropasty Improves Atherosclerotic Cardiovascular Disease Risk Factors and Pooled Cohort Equations Risk Score: A Prospective Cohort Study
★ *Presidential Poster Award*
- P3159. (S2085).** Comparing the Efficacy of Endoscopic Bariatric Interventions and GLP-1 Agonists to Endoscopic Bariatric Interventions Alone in Weight Loss; A Systematic Review and Meta-analysis

NOTE: All accepted abstracts will appear in the Supplement to the October 2024 issue of the *AJG*. The supplement IDs are listed in parentheses after the poster ID.

- P3160. (S2086).** Outcomes After Major Adverse Cardiovascular Events in MASLD Patients: A Nationwide Inpatient Sample Study
- P3161. (S2087).** Efficacy and Safety of Subcutaneous Semaglutide and Tirzepatide Injections in Elderly vs Younger Obese: A Case-Control Study
- P3162. (S2088).** Racial and Ethnic Disparities and Their Association With Obesity Phenotypes: A Prospective Single-Center Registry
★ *ACG Outstanding Research Award in the Obesity Category (Trainee)*
★ *Presidential Poster Award*
- P3163. (S2089).** Diet Quality and Its Association With Lean Metabolic Dysfunction-Associated Steatotic Liver Disease: An Analysis of NHANES 2017-2020
- P3164. (S2090).** Obesity Medication Prescribing Practices in an Urban Academic Medical Center
- P3165. (S2091).** Outcomes of Alcohol-Associated Hepatitis in Hospitalized Patients With Prior Bariatric Surgery: A Nationwide Analysis, 2016-2020
- P3166. (S2092).** Gastrointestinal Health Status and Intaking of Dark Leafy Greens, Fruits, Carbonated Beverages, Savory Snacks and Whole Milk Nutrition
- P3167. (S2093).** Exploring Proton Pump Inhibitor Optimization of Post-RYGB Marginal Ulceration Recurrence
- P3168. (S2094).** Assessing Online Chat-Based Artificial Intelligence Models for Weight Loss Recommendation Appropriateness and Bias in the Presence of Guideline Incongruence
- P3169. (S2095).** Assessing Longer Term Efficacy of Duodenal Mucosal Resurfacing (DMR) on Glycemic Control and Weight Loss: An Updated Systematic Review and Meta-Analysis
- P3170. (S2096).** Influence of Insulin Dosage on Type 2 Diabetes Remission After Metabolic and Bariatric Surgery: A Comparative Analysis of Roux-en-Y Gastric Bypass and Sleeve Gastrectomy
- P3171. (S2097).** Characteristics of Glucagon-Like Peptide-1 Receptor Agonist Mentions in Unstructured Notes of Specialty Dermatology Clinics
- P3172. (S2098).** AI Assisted Colonoscopy Improves Polyp Detection in Obese Patients
- P3173. (S2099).** Efficacy of Microbiota-Based Therapies in the Management of Obesity: A Meta-Analysis
- P3174. (S2100).** Incidence of Gallstone Formation in Type 2 Diabetes Patients Treated With GLP-1 Agonists: A 24-Month Prospective Study
- P3175. (S2101).** Weight Loss after Initial Bariatric Surgery Predicts Early Weight Loss After Revisional Endoscopic Bariatric Therapy
- P3176. (S2102).** Battle of the Weight-Loss Titans: Semaglutide vs Tirzepatide – Which is Safer?

OBESITY

Clinical Vignettes/Case Reports

- P3177. (S4690).** Semaglutide-Linked Dry Beriberi: A Rare Adverse Reaction
★ *Presidential Poster Award*
- P3178. (S4691).** Some Semaglutide Side Effect: Ileus as a Complication of a GLP-1 Receptor Analog
- P3179. (S4692).** Alcohol Use Disorder Post-Bariatric Surgery Complicated by Cirrhosis and Hepatorenal Syndrome
- P3180. (S4693).** Overinflated Solutions: Delayed Presentation From a Hyperinflated Intra-gastric Balloon

POSTER PRESENTATIONS

MONDAY, OCTOBER 28, 10:30 AM - 4:15 PM

SMALL INTESTINE

Standard Study

- P3181. (S2223).** Prevalence and Characteristics of Single vs Multiple Duodenal Ulcers in an Urban Minority Population
- P3182. (S2224).** Unveiling the Hidden Toll: Disparities in Crohn's Disease Mortality - Insights from a CDC WONDER Study
- P3183. (S2225).** Development and Validation of a Machine Learning Risk-Prediction Model for In-Hospital Mortality from *C. difficile*: National Inpatient Sample Study
- P3184. (S2226).** Rising Mortality Rates and Demographic Disparities in Duodenal Ulcer-Related Deaths in the United States (1999-2020)
- P3185. (S2227).** Safety and Tolerability of Everolimus in Intestinal and Multivisceral Transplantation Patients
- P3186. (S2228).** Tissue Transglutaminase (TTG) Assay: Hurdles to a No-Biopsy Approach for Diagnosing Celiac Disease
- P3187. (S2229).** Patient Outcomes and Natural History of 222 Patients with Sclerosing Mesenteritis
★ *Presidential Poster Award*
- P3188. (S2230).** Risk Factors, Clinical Features and Diagnostic Workup of Sclerosing Mesenteritis: A Single-Center Retrospective Study of 222 Patients
- P3189. (S2231).** Analytical Performance Characteristics of a Novel, Fully Automated Multiplexed Microarray Immunoassay Prototype for the Detection of Autoantibodies Associated with Celiac Disease
- P3190. (S2232).** Delayed Gastric Emptying, but not Colonic Transit, Is Associated With SIBO Defined By Breath Test and Aspirate
★ *Presidential Poster Award*
- P3191. (S2233).** Ileal Aspirates for Study: A Novel Sample for Diagnosis of Intestinal Tuberculosis
★ *Presidential Poster Award*
- P3192. (S2234).** Does Sex Matter? A Comparison of Outcomes in Male and Female Intestinal Transplant Recipients
- P3193. (S2235).** Is Age Really Just a Number? A Comparison of Outcomes in Intestinal Transplant Recipients <50 and ≥50 Years Old
- P3194. (S2236).** Life After Celiac Disease Diagnosis: Results from the Go Beyond Celiac Patient Registry
- P3195. (S2237).** Frequency and Severity of Gastrointestinal and Extra-Gastrointestinal Manifestations of Celiac Disease: Data From the Go Beyond Celiac Patient Registry
- P3196. (S2238).** Assessment of Celiac Disease Screening Guideline Adherence and Disparities in the United States
- P3197. (S2239).** Exploring the Intersection of Celiac Disease and Irritable Bowel Syndrome: An Epidemiological Study
- P3198. (S2240).** Comparing Concordance Across Wireless Capsule Enteroscopy and Double Balloon Enteroscopy Findings: A Single Tertiary Care Referral Center Experience
- P3199. (S2241).** Evaluation of GPT-4o's Ability to Identify Gluten-Containing Foods in Dietary Recall
- P3200. (S2242).** Pneumococcal Vaccine is Associated with Better Outcomes in Celiac Disease Patients: Insights From a Propensity-Matched Study in the United States
- P3201. (S2243).** Correlation of Non-Invasive Measurement With Gross Measurement of Small Bowel Length: A Meta-Analysis
- P3202. (S2244).** Risk of Small Intestine Cancer in Inflammatory Bowel Disease: Results From A Large Multi-Center Database
★ *Presidential Poster Award*

P3203. (S2245). Lipoic Acid Effects on Caco-2 Intestinal Epithelial Barrier Function

P3204. (S2246). Educational Needs in the Diagnosis and Management of Patients With Celiac Disease: A Practice Management Survey of Healthcare Professionals

P3205. (S2247). Celiac Disease: Extraintestinal Presentations Data From Developing Country

P3206. (S2248). Association Between Celiac Disease and Risk of Kidney Diseases: A Meta-Analysis

P3207. (S2249). IL-15 Neutralizing Antibody Inhibits Cytotoxic T Cell-Mediated Tissue Damages and Increases TGF-β Expression in Celiac Disease

★ *Presidential Poster Award*

P3208. (S2250). Quality Improvement Initiative Improves Pneumococcal Vaccination Rates in Adult Patients with Celiac Disease
★ *ACG Outstanding Research Award in the Small Intestine Category (Trainee)*

★ *Presidential Poster Award*

P3209. (S2251). The Impact of Low-FODMAP Diet in Managing Irritable Bowel Syndrome: An Updated Systematic Review and Meta-Analysis

P3210. (S2252). Deep Learning and Capsule Endoscopy: Automatic Panendoscopic Detection of Pleomorphic Protruding Lesions

★ *Presidential Poster Award*

P3211. (S2253). The Experience of Bone Health Evaluation and Management Among Adult Patients with Celiac Disease at a Tertiary Center

P3212. (S2254). Dupilumab and Non-EOE GI Disorders

P3213. (S2255). Duodenal Microbial Toxins are Linked to Gastrointestinal Symptoms Severity and Small Intestinal Bacterial Overgrowth

P3214. (S2256). Safety and Efficacy of Endoscopic Mucosal Resection and Endoscopic Submucosal Dissection for Duodenal Neuroendocrine Tumors: A Systematic Review and Meta-Analysis

SMALL INTESTINE

Clinical Vignettes/Case Reports

P3215. (S4776). MGUS and the Mystery Mass: Unearthing Extramedullary Hematopoiesis With EUS Biopsy!

P3216. (S4777). A Rare Finding of Duodenal Lymphangioma: A Case Report

P3217. (S4778). Small Bowel Diaphragmatic Disease: The Silent Threat of NSAIDs on the Small Bowel

P3218. (S4779). Olmesartan's Hidden Side: Unveiling an Uncommon Cause of Chronic Diarrhea

P3219. (S4780). Complications of IPEX Syndrome with Crohn's-Like Enterocolonopathy Resulting in Short Gut Syndrome

P3220. (S4781). Metastatic Lung Adenocarcinoma Resulting in Malignant Gastric Outlet Obstruction

P3221. (S4782). Navigating Therapeutic Challenges: Recurrent Gastrointestinal Bleeding in Klippel-Trenaunay Syndrome

P3222. (S4783). Duodenal Ischemia From Paroxysmal Nocturnal Hematuria

P3223. (S4784). MAC Attack: Another Cause of Villous Bunting in a Young Adult with HIV

POSTER PRESENTATIONS

MONDAY, OCTOBER 28, 10:30 AM - 4:15 PM

P3224. (S4785). Large Intra-Abdominal Abscess in Small Bowel Diverticulitis Treated Nonoperatively Despite Initial Failure With Medical Management

P3225. (S4786). Chronic Intestinal Pseudo-Obstruction: A Debilitating Complication of Scleroderma

P3226. (S4787). Bilateral Adrenal Hemorrhage Unveiling Acute Mesenteric Ischemia: A Comprehensive Case Report

P3227. (S4788). A Human Brewery: The Diagnostic Challenge of Auto-Brewery Syndrome

P3228. (S4789). A Rare Case of Collagenous Duodenitis

★ *Presidential Poster Award*

P3229. (S4790). Beyond the Usual Suspects: Gastrointestinal Histoplasmosis as a Marker of Undiagnosed of Common Variable Immunodeficiency

★ *Presidential Poster Award*

P3230. (S4791). Beyond the Equator: Navigating Tropical Sprue

P3231. (S4792). Endoscopic Diagnosis and Management of a Rare Case of T-Cell Associated Enteropathy

P3232. (S4793). Duodenal T-Cell Lymphoma Causing Small Bowel Obstruction

P3233. (S4794). A Rare Case of a Large Duodenal Lipoma Resulting In Intussusception and Gastric Outlet Obstruction

P3234. (S4795). A Case of Partial Duodenal Obstruction Secondary to Superior Mesenteric Artery Syndrome

P3235. (S4796). An Atypical and Rare Presentation of Hodgkin Lymphoma Involving the Small Intestine

P3236. (S4797). Whip It Good: Navigating the Diagnostic Maze of Whipple's Disease

P3237. (S4798). A Rare Case of Duodenal Diverticulitis: RUQ Pain That Isn't Acute Cholecystitis?

P3238. (S4799). Duodenal Diverticulitis Resulting in Gastric Outlet Obstruction

P3239. (S4800). Necrotizing Abdominal Lymphadenopathy: A Rare Presentation of Whipple's Disease Diagnosed on EUS-Guided Sampling of the Abdominal Lymph Nodes

P3240. (S4801). Adult Megaduodenum Secondary to Short Bowel Syndrome Following Intestinal Resection for Congenital Jejunal Atresia

P3241. (S4802). When Gluten isn't to Blame: Mycophenolate Mofetil Induced Celiac Like Enteropathy in Liver Transplant Patient

★ *Presidential Poster Award*

P3242. (S4803). Uncommon Tumors, Uncommon Symptoms: EGIST with Paraneoplastic Hypercalcemia

P3243. (S4804). Idiopathic Chronic Intestinal Pseudo-Obstruction Treated With Small Intestinal Transplant

P3244. (S4805). A Case of Elusive Small Bowel Melanoma

P3245. (S4806). Gut Instincts: Navigating a Hidden Case of Gastrointestinal Amyloidosis

P3246. (S4807). Pseudomelanosis Duodeni in a Kidney Transplant Patient

P3247. (S4808). A Rare Case of Duodenal Adenocarcinoma in a 22-Year-Old

P3248. (S4809). Atypical Presentation of Endometriosis and Endosalpingiosis With Proliferation to the Terminal Ileum and Pericolonic Lymph Nodes Mimicking Malignancy

P3249. (S4810). Obstructive Conundrum: Desmoid Fibromatosis as a Rare Cause of Small Bowel Obstruction

P3250. (S4811). IPEX Syndrome With SBS and Its Novel Management Strategies

P3251. (S4812). Sevelamer Crystal Associated Gastrointestinal Mucosal Injury Mimicking Crohn's Ileitis

P3252. (S4813). Patent Stent, Wrong Lumen: A Rare Case of Duodenal Perforation Secondary to an Inferior Vena Cava Stent

P3253. (S4814). A Case of Pembrolizumab-Induced Duodenitis Mimicking Celiac Disease

P3254. (S4815). Unexplained Abdominal Pain – Rare Case of Aberrant Hepatic Artery/GDA from SMA

P3255. (S4816). Tranexamic Acid for Management of Bleeding Small Bowel Angioectasias: A Case Series

P3256. (S4817). Entangled Pathways: Duodenal Obstruction Caused by Celiac Artery Dissection

P3257. (S4818). Ascites Indicative of Non-Cirrhotic Portal Hypertension Associated With Celiac Disease: A Case Report

P3258. (S4819). Hyperammonemia Encephalopathy Linked to Zinc Deficiency in Small Bowel Syndrome

P3259. (S4820). Splenic Marginal Zone Lymphoma Manifesting as Acquired Angioedema of the Small Intestine

★ *Presidential Poster Award*

P3260. (S4821). Navigating Rare Presentations: Recurrent Burkitt Lymphoma Presenting as a Jejunal Mass

P3261. (S4822). A Rare Encounter: Duodenal Adenocarcinoma Presenting as Gastric Outlet Obstruction

P3262. (S4823). Pregnancy Outcomes Following Triple Organ (Small Bowel, Liver, and Pancreas) Transplantation

★ *Presidential Poster Award*

P3263. (S4824). An Unexpected Discovery: A Suspicious Duodenal Mass Revealed as Burkitt Lymphoma

P3264. (S4825). A Challenging Diagnosis of Low-grade Appendiceal Mucinous Neoplasm Mimicking Ovarian Cancer and Primary Biliary Cholangitis

P3265. (S4826). Case Report: Rare Presentation of HER2/Neu and PD-L1 Positive Duodenal and Gastric Intestinal Type, Differentiated Adenocarcinoma

P3266. (S4827). Severe Scleroderma Presenting With High Grade Distal Small Bowel Obstruction

P3267. (S4828). Twist and Turns of an Unusual Small Bowel Volvulus in a Patient With Gonococcal Arthritis

P3268. (S4829). Neuroendocrine Tumor of Unknown Origin Revealing the Diagnosis of Advanced Celiac Disease: Possible Association? A Case Report

P3269. (S4830). Duodenal Lymphangioma Presenting as a Duodenal Polyp: A Rare Entity

P3270. (S4831). Beyond Dry Eyes: Sjogren's Syndrome and A Case of Hidden Abdominal Adhesions

P3271. (S4832). Now You "CT" It? A Rare Case of Jejunal Diverticulitis

P3272. (S4833). Pseudomelanosis Duodeni: Iron's Duodenal Shade

P3273. (S4834). Jejunal Diverticulosis as a Rare Cause of GI Bleeding

★ *Presidential Poster Award*

P3274. (S4835). Sealed by the Signet: A Case Report on Signet Ring Cell Carcinoma of the Duodenum

P3275. (S4836). Jejunal adenocarcinoma: A rare cause of iron deficiency anemia

POSTER PRESENTATIONS

MONDAY, OCTOBER 28, 10:30 AM - 4:15 PM

- P3276. (S4837).** Successful Medical Management of Intramural Duodenal Abscess
- P3277. (S4838).** Duodenal Pyloric Gland Adenoma in an Immunocompromised Patient
- P3278. (S4839).** Endoscopic Irrigation in the Treatment of Duodenal Diverticulitis
- P3279. (S4840).** Rare Roadblock, EUS Leads the Way! Leiomyosarcoma Involving the Duodenum Causing Gastric Outlet Obstruction
- P3280. (S4841).** Duodenitis Masquerading as Duodenal Plasmacytoma
- P3281. (S4842).** CMUSE in the United States: A Case Series
- P3282. (S4843).** An Unusual Case of Gastric Outlet Obstruction: A Case Report
- P3283. (S4844).** Beyond the Surface: Metastatic Melanoma to the Small Intestine
- P3284. (S4845).** Small But Not Silent: A Case of Small Bowel Neuroendocrine Tumor Induced Small Bowel Obstruction
- P3285. (S4846).** Gastrointestinal Bleeding Due to IgA Vasculitis in an Elderly Individual – Recognition of Radiologic Features\
★ *Presidential Poster Award*
- P3286. (S4847).** Primary Ewing Sarcoma of the Duodenum
- P3287. (S4848).** Beyond the Bowel: Lung cancer Presenting as Complicated Diverticulitis
- P3288. (S4849).** Primary Peritoneal Clear Cell Carcinoma in a 39-Year-Old Woman: A Case Report
- P3289. (S4850).** Plasmablastic Lymphoma in the Duodenum: A Rare and Aggressive disease
- P3290. (S4851).** RUQ Pain Leading to Rare Primary Duodenal Follicular Lymphoma
- P3291. (S4852).** A Rare Case of Segmental Ileal Dilatation Causing Severe Malnutrition in a Young Woman
★ *Presidential Poster Award*
- P3292. (S4853).** An Extremely Rare Case of Small Bowel Undifferentiated Pleomorphic Sarcoma Causing Jejunojejunal Intussusception
- P3293. (S4854).** A Rare Case of a Duodenal GIST Presenting With Severe Gastrointestinal Bleeding
- P3294. (S4855).** Post-Transplant Lymphoproliferative Disorder of the Small Bowel 13 Years After Kidney Transplant
- P3295. (S4856).** Chronic Mesenteric Ischemia Mimicking Crohn's Disease of the Small Intestine
- P3296. (S4857).** A Rare Case of Eosinophilic Gastrointestinal Disease With Transmural Wall Involvement
- P3297. (S4858).** Small Bowel Perforation as Initial Presentation of Duodenal-type Follicular Lymphoma After Ten-year Remission: A Case Report
- P3298. (S4859).** Overcoming Diagnostic Challenges: Advanced Enteroscopy in the Detection and Management of Gastrointestinal Stromal Tumors in Minority Populations
- P3299. (S4860).** Large Brunner's Gland Hamartoma as a Rare Culprit of Upper GI Bleed
- P3300. (S4861).** Small Bowel Adenocarcinoma Masquerading as Crohn's Disease
- P3301. (S4862).** Multifaceted Diagnostic Approach for Unexplained Anemia in a Post Liver Transplant Patient With Metastatic Adenocarcinoma and Roux-en-Y Gastric Bypass

- P3302. (S4863).** Intramural Duodenal Abscess Masquerading as Malignancy
- P3303. (S4864).** Giardia lamblia Diagnosed Incidentally by Duodenal Biopsy from Endoscopy During a Workup for a Gastrointestinal Bleed and Weight Loss
- P3304. (S4865).** A Very Rare Case of Waldenström's Macroglobulinemia Associated with Protein-Losing Enteropathy
- P3305. (S4866).** Treatment of Refractory Norovirus Infection With Extended Course of Oral Human Immunoglobulin in an Immunocompromised Host
- P3306. (S4867).** Terminal Ileitis in a Young Adult: Unusual Presentation of IgA Vasculitis
- P3307. (S4868).** A Case of Disseminated Herpes Simplex Virus Causing Pneumoperitoneum
- P3308. (S4869).** A Delayed Presentation of Superior Mesenteric Artery Syndrome Treated With Robotic-Assisted Strong Procedure
- P3309. (S4870).** Rare Case of Metastatic Renal Cell Carcinoma to the Duodenum
- P3310. (S4871).** The Silent Obstruction: An Unexpected Complication in PEG Tube Dependency
- P3311. (S4872).** Duodenal Neuroendocrine Tumor Presenting as Gastric Outlet Obstruction

STOMACH

Standard Study

- P3312. (S2296).** Racial Disparities in Post Endoscopy Interval Gastric Cancer: Outcomes From a Nationwide Database
- P3313. (S2297).** Racial Disparities in the In-Hospital Outcomes and Use of Gastric Electrical Stimulation Among Patients Admitted With Gastroparesis: A Nationwide Analysis
- P3314. (S2298).** Gastroparesis as an Early Manifestation of Gastric Cancer: A Descriptive Analysis
- P3315. (S2299).** Long-Term PPI Therapy Does Not Reduce Serum Calcium Levels: A Meta-Regression Analysis
- P3316. (S2300).** Low Compliance With Current Best Practice Guidelines in the Treatment and Eradication Testing of *Helicobacter pylori* Infections in an Academic Medical Center
- P3317. (S2301).** Examining the Risk of Developing Functional Dyspepsia Post-*Helicobacter pylori* Treatment: Insights From a Global Database
- P3318. (S2302).** Is Hypoglycemia a Reliable Indicator of Disease Severity in Gastrointestinal Stromal Tumors? Revelations From the National Inpatient Sample
- P3319. (S2303).** Temporal Trends in the Mortality of Gastric Malignancies in Canada Over the Past 3 Decades
- P3320. (S2304).** Temporal Trends in the Incidence of Peptic Ulcer Disease in Canada Over the Past 3 Decades
- P3321. (S2305).** Disparities in Stage at Diagnosis Among Hispanics/Latinxs with Gastric Cancer in the United States: A Population-Based Study

NOTE: All accepted abstracts will appear in the Supplement to the October 2024 issue of the *AJG*. The supplement IDs are listed in parentheses after the poster ID.

POSTER PRESENTATIONS

MONDAY, OCTOBER 28, 10:30 AM - 4:15 PM

P3322. (S2306). Factors Associated With Positive *Helicobacter pylori* on Repeat Endoscopy With Gastric Biopsies After an Initial Negative Test

P3323. (S2307). Impact of Proton Pump Inhibitor Use on Stool *H. pylori* Antigen Tests: A Cochrane Diagnostic Meta-Analysis

★ *Presidential Poster Award*

P3324. (S2308). Predictive Value of Gastric Myoelectrical Activity in Patient Satisfaction after Gastric Per-Oral Myotomy

★ *Presidential Poster Award*

P3325. (S2309). From Innocent to Insidious: A Meta-Analysis of the Progression of Gastric Hyperplastic Polyps and Gastric Adenomas to Malignancy

P3326. (S2310). Translations in Care: A Pilot Study on Improving *H. pylori* Education Among High-Risk Patients in Rwanda During Rwandan Endoscopy Week

P3327. (S2311). The Association Between Hormone Replacement Therapy and Gastric Motility Disorders in Post-Menopausal Women

P3328. (S2312). Beyond Gastric Cancer: Evaluating the Risks of Biliary, Hepatic, and Colorectal Cancer Post-*H. pylori* Infection

P3329. (S2313). *Helicobacter pylori*-Negative MALT Lymphoma Presenting With Severe Gastrointestinal Bleeding: Insights from a Systematic Review of Published Case Reports

P3330. (S2314). Trends in Mortality Due to Disorders of Peptic Ulcer Among Patients Aged 55 and Older in the United States: Insights from the CDC WONDER Database

P3331. (S2315). Weight Loss Outcomes of Glucagon-Like Peptide 1 Receptor Agonists in Patients With Sleeve Gastrectomy vs Patients With Intact Stomach

P3332. (S2316). Appropriate Use of PPIs in the Outpatient Setting and the Consequences of their Long-term Use

P3333. (S2317). Efficacy and Safety of 10-day vs 14-day Bismuth-Containing Quadruple Therapy for *H. pylori* Eradication: A Systematic Review and Meta-Analysis

P3334. (S2318). Elevated Rate of Gastric Cancer in Native American and Native Alaskans in Alaska Compared to in Other Regions: A 5-Year Analysis

P3335. (S2319). Impact of Enteral Nutrition in Refractory Gastroparesis on Healthcare Utilization, Outcomes, and Thirty-Day Readmissions Using the Nationwide Readmission Database

P3336. (S2320). Hypothyroidism in Patients With Gastroparesis: A Nationwide Analysis

P3337. (S2321). Visibility evaluation of Gastric Epithelial Neoplasm of Fundic Gland Mucosa Lineage in a New Image Enhanced Endoscopy; Texture and Color Enhancement Imaging

P3338. (S2322). Factors Associated With Therapeutic Failure in the Eradication of *Helicobacter pylori* in a Population in Northeast Colombia

P3339. (S2323). Addressing an Emerging Clinical Need: Nasal Metoclopramide's Impact on Diabetic Gastroparesis in Patients Taking GLP-1 Agonists

★ *ACG Outstanding Research Award in the Stomach Category*

★ *Presidential Poster Award*

STOMACH

Clinical Vignettes/Case Reports

P3340. (S5056). Gastric Phytobezoars as a Consequence of Chronic Afferent Loop Syndrome

P3341. (S5057). Mesenteroaxial Volvulus Complicated by Gastric Perforation in an Elderly Patient With Bochdalek Hernia

★ *Presidential Poster Award*

P3342. (S5058). Metastatic Breast Adenocarcinoma Presenting as Linitis Plastica

P3343. (S5059). A Rare Case of Initial Diagnosis of Systemic AL Amyloidosis via Gastric Biopsies

P3344. (S5060). A Rare Case of Primary Gastric Small Cell Carcinoma

P3345. (S5061). Refractory Celiac Disease Causing Cavitating Mesenteric Lymph Node Syndrome and Celiac Disease Associated Central Nervous System Demyelinating Disorder

P3346. (S5062). Rare Dual Presentation: Acute Cholangitis Complicated by Gastric Necrosis

P3347. (S5063). Not All Who Regurgitate Have GERD? A Rare Case of Gastric Volvulus

P3348. (S5064). Gastric Duplication Cyst With Stalk in an Elderly Woman: A Case Report of a Rare Discovery

P3349. (S5065). Co-Occurrence of Gastric Xanthoma and Numerous Large Hyperplastic Polyps as a Complication of Argon Plasma Coagulation in GAVE

P3350. (S5066). Endoscopic Polypectomy of Multiple Large Pedunculated Hyperplastic Polyps, A Rare Cause of Intermittent Partial Gastric Outlet Obstruction: A Case Report

P3351. (S5067). Behind the Bleed: EUS Identification of a Gastric Subepithelial Lesion with Spontaneous Hemoperitoneum

P3352. (S5068). Capillary Hemangioma in the Stomach of a Patient With Multiple Endocrine Neoplasia Type 1: A Case Report

P3353. (S5069). A Rare Case of Gastric Leiomyoma Presenting With Acute Abdominal Pain

P3354. (S5070). Finding a Gastroduodenal Fistula

P3355. (S5071). A Patient With Recurrent Gastric Erosions and Ulcers and the Underappreciation of Gastric Ischemia

P3356. (S5072). Beyond Boerhaave: A Case of Stomach Perforation from Severe Emesis

P3357. (S5073). Resolution of Gastric Adenocarcinoma After *H. Pylori* Eradication Alone

★ *Presidential Poster Award*

P3358. (S5074). Mycophenolate-Associated Diffuse B-Cell Lymphoproliferative Disorder Presenting as Abdominal Pain in a Heart Transplant Patient

P3359. (S5075). A 'Cry' for Help: Gastroparesis Induced by Cryoablation for Atrial Fibrillation Treatment

P3360. (S5076). Buried Bumper Syndrome: A Rare Complication of Percutaneous Endoscopic Gastrostomy Tube

P3361. (S5077). Ischemic Gastritis: A Case Report and Review of Its Management

P3362. (S5078). Beyond Borders: A Rare Case of Metastatic Gastric Signet Ring Cell Adenocarcinoma Leading to Rectal Stricture and Obstructive Defecation

P3363. (S5079). Pembrolizumab Associated Severe Immune Checkpoint Inhibitor Gastritis Mimicking Gastric Outlet Obstruction

NOTE: All accepted abstracts will appear in the Supplement to the October 2024 issue of the *AJG*. The supplement IDs are listed in parentheses after the poster ID.

POSTER PRESENTATIONS

MONDAY, OCTOBER 28, 10:30 AM - 4:15 PM

- P3364. (S5080).** The Unseen Connection: Gastrohepatic Fistula Emerging from Primary Gastric Diffuse Large B Cell Lymphoma
- P3365. (S5081).** Recurrent Urothelial Cancer Presenting as Gastric Outlet Obstruction From Linitis Plastica, a Rare Manifestation
- P3366. (S5082).** Primary Gastric Melanoma Presenting as a Submucosal Lesion
- P3367. (S5083).** A Rare Approach to a Rarer Diagnosis: Managing Idiopathic Hypertrophic Pyloric Stenosis With Botulinum Toxin
- P3368. (S5084).** Sick to my stomach: An Unusual Case of Severe Combined Celiac and Superior Mesenteric Arterial Stenosis Causing Ischemic Gastritis
- P3369. (S5085).** Non-Surgical Management of Chronic Gastric Volvulus in an Elderly Patient
- P3370. (S5086).** A Rare Case of EBV-Associated Gastric Carcinoma With Lymphoid Stroma
- P3371. (S5087).** Chicken Pox of the Gut in a Patient With Advanced HIV
- P3372. (S5088).** Gastric Squamous Cell Carcinoma (SCC): A Rare Encounter
- P3373. (S5089).** Emphysematous Gastritis: A Rare but Critical Gastrointestinal Condition
- P3374. (S5090).** Retrograde Jejunoduodenogastric Intussusception in a Patient With Percutaneous Endoscopic Gastrostomy Tube Presenting With Complete Gastric Outlet Obstruction
- P3375. (S5091).** Strongyloidiasis Causing Gastric Outlet Obstruction
- P3376. (S5092).** An Unusual Case of Isolated Gastric Amyloidosis
- P3377. (S5093).** A Case of Early Onset Y-90 Radiation-Induced Gastritis
- P3378. (S5094).** Equity, Heredity and Cancer Risk: Delayed Diagnosis of Gastric Cancer and Lynch Syndrome in an Uninsured Patient
★ *Presidential Poster Award*
- P3379. (S5095).** A Rare Case of Primary Gastric Actinomycosis Associated With Gastric Adenocarcinoma and Partial Gastsrectomy
- P3380. (S5096).** A Rare Case of Extramedullary Plasmacytoma of the Stomach
- P3381. (S5097).** Phlegmonous Gastritis Due to Presumed *Helicobacter pylori* Infection
- P3382. (S5098).** Cronkhite-Canada Syndrome: A Rare Presentation for Weight Loss, Diarrhea and Protein-Losing Enteropathy
- P3383. (S5099).** Navigating Healthcare Gaps: A Case Study of Underdiagnosed Gastric Cancer Across Diverse Health Systems
- P3384. (S5100).** Extensive Subcutaneous Emphysema Following Percutaneous Endoscopic Gastrostomy Tube Placement: A Case Report
- P3385. (S5101).** Collagenous Gastritis in a Young Adult: Diagnostic Challenges and Therapeutic Approaches
- P3386. (S5102).** Unusual Presentation of Gastric Mucosa-Associated Lymphoid Tissue Lymphoma
- P3387. (S5103).** A Rare Case of Collagenous Gastritis, Enteritis, and Colitis in an Elderly Female
- P3388. (S5104).** Metastatic Melanoma Presenting as Dysphagia and Gastrointestinal Bleeding
- P3389. (S5105).** A Rare Case of Kaposi Sarcoma Involving GI Tract
- P3390. (S5106).** A Rare Case of Non-pylori *Helicobacter* Gastritis from Feline Mouth-to-Mouth CPR
- P3391. (S5107).** An Adventurous Tract - Double Pylorus in Chronic Liver Disease
- P3392. (S5108).** Emphysematous Gastritis in a Patient With Cholelithiasis
- P3393. (S5109).** Peutz-Jeghers Syndrome Presenting With Acute Pancreatitis With Large Hamartomatous Polyp
- P3394. (S5110).** Rare Endoscopic Presentation of *H. Pylori* Negative Gastric MALT Lymphoma
- P3395. (S5111).** Menetrier Disease Following Gastric Bypass: A Case Report and Literature Review
- P3396. (S5112).** Anti-GQ1b Syndrome Induced by EPEC Gastroenteritis: A Rare Case Report
- P3397. (S5113).** An Unexpected Diagnosis was Found From Recurrent Gastric Perforation and Gastric Surgeries
- P3398. (S5114).** The Quiet Menace: Unmasking Signet Ring Cell Carcinoma Through Gastric Perforation
- P3399. (S5115).** A Rare Case of Rapidly Developing Gastric Metastasis From Renal Cell Carcinoma
- P3400. (S5116).** GIST Tumor Presenting as Asymptomatic Anemia: A Case Report
- P3401. (S5117).** Gastric Squamous Cell Carcinoma a Rare Entity Presenting as Encephalopathic Anemia
- P3402. (S5118).** Primary Localized Gastric Amyloidosis: A Rare Endoscopic Diagnosis
- P3403. (S5119).** MALT Lymphoma Presenting With Pulmonary Metastasis in a Chronic Smoker
- P3404. (S5120).** Pembrolizumab-Induced Hemorrhagic Gastritis With Superimposed CMV Gastritis Complicated by Treatment Failure
- P3405. (S5121).** An Atypical Case of Zollinger-Ellison Syndrome: Primary Lymph Node Gastrinoma
- P3406. (S5122).** A Rare Case of Ulcerative Gastric Masses Originating From Metastatic Cervical Carcinoma
- P3407. (S5123).** An Unfortunate Case of Breast Cancer Metastasis to the Stomach
- P3408. (S5124).** A Case of Cytomegalovirus Gastrosplenic Fistula: A Rare Complication of Acquired Immunodeficiency Syndrome
- P3409. (S5125).** A Tale of Two Ascites: Krukenberg Tumors in the setting of Gastric Cancer and Chronic *H. Pylori*
- P3410. (S5126).** A Rare Case of an 11-cm Hamartomatous Gastric Polyp and Its Genetic Implications
- P3411. (S5127).** Gastric Trichobezoar as a Presentation of Gastric Outlet Obstruction
- P3412. (S5128).** Resolution of Gastric Ischemia Following Superior Mesenteric Artery Stenting in a Patient With Stage IV Pancreatic Adenocarcinoma
- P3413. (S5129).** A Rare Case of Metastatic Hepatoid Adenocarcinoma of the Stomach
- P3414. (S5130).** A Case of Solitary Extramedullary Plasmacytoma Found in the Gastrointestinal Tract First Reported in the Setting of Lynch Syndrome.
- P3415. (S5131).** Venturing Into the Varied Realm of Varioliform Gastritis: Unveiling an Unconventional Culprit Behind Rare Gastric Lesions

POSTER PRESENTATIONS

TUESDAY, OCTOBER 29, 10:30 AM - 4:00 PM

P3416. (S5132). When Nivolumab Turns Nasty: A Rare Case of Hemorrhagic Gastritis

★ *Presidential Poster Award*

P3417. (S5133). Dry BeriBeri: A Rare Complication of Bariatric Sleeve Gastrectomy

P3418. (S5134). A Rare Case of Persistent Acid Reflux Found to Have Gastric Sarcoidosis

P3419. (S5135). Heavy on the Belly: A Curious Case of a Large Ulcerated Gastric Lipoma-Inducing Syncope

P3420. (S5136). Breaking Barriers: Therapeutic Strategies for Thrombotic Microangiopathy in Gastric Adenocarcinoma

P3421. (S5137). Isolated Gastric Outlet Obstruction Secondary to Metastatic Invasive Lobular Breast Cancer: A Case Report

P3422. (S5138). A Rare Case of Gastric Lymphangioma Masquerading as a Malignancy

★ *Presidential Poster Award*

P3423. (S5139). Example of Zoonosis: Gastritis Caused by *Helicobacter heilmannii* Infection

BILIARY/PANCREAS

Standard Study

P3424. (S152). Acute Pancreatitis in End-Stage Renal Disease: A Nationwide Database Study

P3425. (S153). Risk of Venous Thromboembolism in Acute Necrotizing Pancreatitis: A Propensity-Matched Analysis From a Multicenter US Cohort Study

P3426. (S154). Racial Disparities in Surgical Management and Outcomes In Pancreatic Adenocarcinoma: A Single Center Retrospective Study of the Last 13 Years

P3427. (S155). Trends, Comparison of Treatment Modalities in Pancreatic Pseudocyst, and Predictors of 30-Day Readmissions Using National Readmission Database

P3428. (S156). Utilization of Neoadjuvant Therapy for Pancreatic Ductal Adenocarcinoma in an Academic Rural Health Care System: A Large Multi-Center Study

P3429. (S157). Transient Elevation of Liver Function Tests and Bilirubin Levels After Laparoscopic Cholecystectomy: Our Experience

P3430. (S158). Hospitalization Outcomes and Mortality Trends Among Patients With Thromboembolic Disease in Acute Pancreatitis: A Nationwide Inpatient Sample Study

P3431. (S159). Survival Analysis of Early Onset Pancreatic Cancer: A SEER study (2016-2021)

P3432. (S160). Dexamethasone-Eluting and Self-Expanding Biodegradable Stents Effectively Reduce Fibrosis in Cases of Biliary Stricture

★ *Presidential Poster Award*

P3433. (S161). Prophylactic Antibiotics and Post-Procedural Infectious Complications in Endoscopic Retrograde Cholangiopancreatography with Peroral Cholangioscopy

P3434. (S162). Relationship Between Idiopathic Pancreatitis and Inflammatory Bowel Disease: A Nationwide Analysis From a United States Large Database

P3435. (S163). Outcomes in Patients With Protein Energy Malnutrition Admitted With Acute Biliary Pancreatitis: A Nationwide Study

P3436. (S164). Gender, Ethnicity, and Vitamin D Deficiency as Potential Predictors of PBC-Related Short-Term and Long-Term Outcomes

P3437. (S165). Differential Outcomes of ERCP in Malignant and Benign Biliary Strictures: A National Inpatient Sample Analysis

P3438. (S166). Impact of Hospital Type on ERCP Outcomes for Biliary Strictures: A Comparative Analysis of Teaching vs Non-Teaching Hospitals (2016-2019)

P3439. (S167). Impact of Elective Cholecystectomy Following ERCP on Readmission Rate in Pregnant Patients With Choledocholithiasis: A Nationwide Analysis

★ *Presidential Poster Award*

P3440. (S168). Associated Factors With Malignancy in Pancreatic Neoplasms in a Population From Northeastern Colombia

P3441. (S169). Predicting Acute Pancreatitis Severity With CT-Derived Body Composition: A Retrospective Study

P3442. (S170). Impact of Early Refeeding of Patients With Acute Non-Gallstone Pancreatitis: A Quality Assessment Study

P3443. (S171). Is Antibiotic Prophylaxis Warranted in All Patients With Biliary Obstruction Undergoing Endoscopic Retrograde Cholangiopancreatography? A Systematic Review and Meta-Analysis

NOTE: All accepted abstracts will appear in the Supplement to the October 2024 issue of the *AJG*. The supplement IDs are listed in parentheses after the poster ID.

POSTER PRESENTATIONS

TUESDAY, OCTOBER 29, 10:30 AM - 4:00 PM

- P3444. (S172).** Racial Disparities in Income, Resource Utilization, and English Proficiency Among Primary Biliary Cholangitis Patients: A Single Center Retrospective Study
- P3445. (S173).** Metal Stents Prove Superior to Plastic Stents in Managing Biliary Strictures: A Systematic Review
- P3446. (S174).** Pulmonary Embolism in Chronic Pancreatitis: A Retrospective Analysis of Predictors and Clinical Outcomes
- P3447. (S175).** Evaluation of ChatGPT in Risk Stratification and Management of Choledocholithiasis
- P3448. (S176).** Endoscopic Ultrasound Features of Pancreatic Tuberculosis - A Case Series From Tuberculosis Endemic Country
- P3449. (S177).** Unveiling the Hidden Impact: COVID-19's Influence on Acute Biliary Pancreatitis Outcomes in the United States
- P3450. (S178).** Obeticholic Acid Normalizes Inflammatory Biomarkers in Patients With Primary Biliary Cholangitis
- P3451. (S179).** Jaundice in Alcohol-related Hepatitis: How Biliary We Need to Go?
- P3452. (S180).** Prediction of New-Onset Diabetes Following Acute and Chronic Pancreatitis Using Machine Learning Algorithms: Analysis of Large Real-World Data
- P3453. (S181).** Impact of Glucagon-Like Peptide-1 Receptor Agonist on Gallbladder and Biliary Diseases
- P3454. (S182).** Impact of Novel Advanced Therapies on Primary Sclerosing Cholangitis in Patients With Comorbid Inflammatory Bowel Diseases
- P3455. (S183).** Efficacy of Camostat Mesilate for Pain Related to Chronic Pancreatitis: A Systematic Review and Meta-Analysis
- P3456. (S184).** Predicting Outcomes in Acute Pancreatitis - Machine Learning Versus BISAP
- P3457. (S185).** Association Between Cholecystectomy and Periampullary Tumor Development: A Systematic Review and Meta-Analysis
- P3458. (S186).** Analyzing Mortality Rates for Biliary System Conditions in the United States: Insights From Death Certificates (1999-2022)
- P3459. (S187).** Factors Predicting Ineffective Biliary Drainage Among Patients With Hepatocellular Carcinoma: A Systematic Review and Meta-Analysis
- P3460. (S188).** Comparative Assessment of Outcomes: Abdominal Drain vs No Abdominal Drain After Distal Pancreatectomy - A Systematic Review and Meta-Analysis
- P3461. (S189).** Mitigating Financial Toxicity of Pancreatic Enzyme Replacement Therapy in Medicare Part D
- P3462. (S190).** Patients Managed for Chronic Pancreatitis in a VA Population Are Done So With Low Diagnostic Confidence
- P3463. (S191).** Characteristics and Predictors of Adverse Post ERCP Outcomes in Patients With Roux-en-Y Gastric Bypass (RYGB) Surgery
- P3464. (S192).** Evaluation of Interobserver Agreement in Dysplasia Classification for IPMNs and the Impact on Pre-Surgical Risk Stratification
- P3465. (S193).** Pancreatic Cyst Prevalence in Younger Adults: A Single Center Observational Analysis
- P3466. (S194).** How Good is EUS Elastography for Discriminating Malignant From Benign Solid Pancreatic Masses? A Systematic Review and Meta-Analysis
- P3467. (S195).** EUS Elastography as an Adjunct for the Diagnosis of Chronic Pancreatitis: A Systematic Review and Meta-Analysis
- P3468. (S196).** Eosinophilic Pancreatitis: A Review of Published Cases
- P3469. (S197).** What's Too Much to Ask of EUS-Guided Chemoablation? A Case Series Review of High Oncologic Risk EUS-Guided Pancreatic Cyst Chemoablation: Efficacy, Safety, and Durability
- P3470. (S198).** Impact of Low Fecal Elastase Level on Pancreatic Adenocarcinoma Outcomes: A Mayo Clinic Study
- P3471. (S199).** BISAP Beyond Pancreatitis: A New Horizon in Acute Kidney Injury Prediction
- P3472. (S200).** Risk Factors and Predictors of Length of Stay and Mortality in ICU Patients With Acute Cholangitis: A Mimix Database Study
- P3473. (S201).** Insights into Palliative Care Consultations for Pancreatic Cancer Admissions: A Six-Year Analysis of U.S. National Data
- P3474. (S202).** Endoscopic Balloon Dilation vs Endoscopic Stent Placement in the Management of Dominant Strictures in Primary Sclerosing Cholangitis: A Systematic Review and Meta-Analysis
- P3475. (S203).** Fiscal Impact of Obesity on Acute Pancreatitis Hospitalizations: Perspective From National Inpatient Sample 2020
- P3476. (S204).** Impact of Bariatric Surgery and Obesity on Hospitalized Patients With Gallstone Disease: A National Inpatient Sample Analysis
- P3477. (S205).** Assessing the Ability of ChatGPT 4.0 as an Educational Tool for Patients With Pancreatic Cysts
★ *Presidential Poster Award*
- P3478. (S206).** Diclofenac as Post-ERCP Pancreatitis Prophylaxis: A Cost-Effective Intervention
- P3479. (S207).** Differences In Clinical Outcomes Between Acute Pancreatitis Caucasian, African American, and Asian Population With Metabolic Dysfunction-Associated Steatotic Liver Disease
- P3480. (S208).** Gender Differences in Clinical Outcomes of Patients Admitted With Alcoholic Pancreatitis: A Nationwide Analysis
- P3481. (S209).** Clinical Predictors of Bacteremic Cholangitis: Results From a National Inpatient Sample (2016-2020) Based Study
- P3482. (S210).** Efficacy of Endoscopic Retrograde Cholangiopancreatography With Biliary Stenting for Management of Bile Leaks Following Subtotal Cholecystectomy
- P3483. (S211).** Detection of Mural Nodules or Solid Components in Pancreatic Cystic Neoplasms: A Comparative Study of EUS vs CT/MRI
- P3484. (S212).** Main Pancreatic Duct Sizing Discrepancies: Clinical Implications of EUS vs CT/MRI Findings
- P3485. (S213).** A Systematic Approach to Pancreatic Cysts: An Investigation of the Impact of Standardized Radiology Report Templates on the Management of New Pancreatic Cysts
- P3486. (S214).** Outcomes of Gram-Negative Sepsis in Cholangiocarcinoma: A National Inpatient Study From 2018-2021
- P3487. (S215).** Risk Factors for High Grade Dysplasia or Pancreatic Cancer in Patients With Mucinous Pancreatic Cystic Lesions
- P3488. (S216).** Trends and Disparities in Place of Death for Patients With Cholangiocarcinoma
- P3489. (S217).** Compliance to NCCN Germline Testing Recommendations in Pancreatic Ductal Adenocarcinoma: A Large Multi-Center Review
- P3490. (S218).** Characterizing Individuals With Recurrent Acute Pancreatitis and Exocrine Pancreatic Insufficiency: Findings From the PACT-CP Registry

NOTE: All accepted abstracts will appear in the Supplement to the October 2024 issue of the *AJG*. The supplement IDs are listed in parentheses after the poster ID.

POSTER PRESENTATIONS

TUESDAY, OCTOBER 29, 10:30 AM - 4:00 PM

P3491. (S219). Evaluation of Aspartate Aminotransferase to Platelet Ratio Index and Fibrosis-4 Index Stabilization in the Phase 3 POISE Trial of Obeticholic Acid for the Treatment of Primary Biliary Cholangitis

P3492. (S220). Stabilization of Enhanced Liver Fibrosis and Liver Stiffness Measures in the Open-Label Extension of the Phase 3 POISE Trial of Obeticholic Acid for the Treatment of Primary Biliary Cholangitis

★ *Presidential Poster Award*

P3493. (S221). Real World Analysis of Opiate Utilization and Pain Control in Chronic Pancreatitis

P3494. (S222). GLP-1 RA Does Not Increase the Risk of Pancreatitis in Patients with Type 2 Diabetes Mellitus: A U.S. Based Analysis

P3495. (S223). Association of Marijuana Use and the Severity of Idiopathic Acute Pancreatitis

BILIARY/PANCREAS

Clinical Vignettes/Case Reports

P3496. (S2607). Incidental Intrahepatic Papillary Neoplasm: A Rare Clinical Finding

P3497. (S2608). Capecitabine-Induced Hypertriglyceridemia Leading to Pancreatitis: A Rare Presentation

P3498. (S2609). Thrown for a Loop: Intravenous Furosemide-Induced Pancreatitis

P3499. (S2610). Malignant Biliary Obstruction Due to Metastatic Urothelial Carcinoma

P3500. (S2611). Squamous Cell Carcinoma of the Pancreas in a Hispanic Male in South Texas: A Rare Case

P3501. (S2612). A Peculiar Problem in PSCC

P3502. (S2613). Diffuse Ductal Dilation in Diffuse Large B-Cell Lymphoma

P3503. (S2614). Rare Encounter: Duodenal Polyp Mimicking Combined Hepatocellular Cholangiocarcinoma

P3504. (S2615). Unveiling the Unusual: Dedifferentiated Liposarcoma Mimicking Pancreatic Pathology in a Gastroenterology Setting

P3505. (S2616). Catch Me If You Can: A Peculiar Case of Early Onset Pancreatic Cancer in an Otherwise Healthy Patient

P3506. (S2617). Hidden Behind Pancreatitis: Discovering a Solid Pseudopapillary Neoplasm in an Adolescent Male

P3507. (S2618). Unveiling the Unseen: Diverse Presentations of Cholecystitis in a Two Case Series

P3508. (S2619). From High to Harm: A Case of Cannabis-Induced Pancreatitis

P3509. (S2620). Persistent Peptic Ulcer Disease: An Uncommon Presentation of Annular Pancreas

P3510. (S2621). Gallstone Ileus-Associated With Rare Dual Small Bowel Perforation and Peritonitis Complicated by Septic Shock

P3511. (S2622). Giant Impacted Pancreatic Duct Stone at the Ampulla of Vater

P3512. (S2623). Presentation of an Intraductal Papillary Mucinous Neoplasm Within a Pancreatic Rest

P3513. (S2624). The Unexpected GIST: Large Extra Gastrointestinal Stromal Tumor Mimicking a Pancreatic Neuroendocrine Tumor

P3514. (S2625). Retained Video Capsule for Anemia Work-Up Diagnoses New Pancreatic Cancer

P3515. (S2626). Intrapapillary Mucinous Neoplasm Complicated by Spontaneous Pancreaticogastric Fistula

P3516. (S2627). Pancreaticopleural Fistula Presenting as a Hemothorax Stemming From Intraductal Papillary Mucinous Neoplasms

P3517. (S2628). Obstructive Jaundice Emerging From PAX-8 Cholangiocarcinoma and Gallbladder Carcinoma Fossa Eruption

P3518. (S2629). Unusual Presentation of Metastatic T-Cell Lymphoma Masquerading as Pancreatic Cancer

P3519. (S2630). Acinar Cell Carcinoma of the Pancreas

P3520. (S2631). Clip Trip: From Cholecystectomy to Choledocholithiasis

P3521. (S2632). Symptomatic Biliary Colic Resulting in Cholecystenteric Fistula

P3522. (S2633). A Case of Neuroendocrine Esophageal Carcinoma

P3523. (S2634). GLP-1 Agonist Therapy: Culprit or Coincidence in Acute Pancreatitis? A Case Report

★ *Presidential Poster Award*

P3524. (S2635). A Case of Mistaken Identity: IGG4-SC Mimicking Malignancy

P3525. (S2636). Extra-Pancreatic Endoscopic Findings in Functioning Pancreatic Neuroendocrine Tumors Can Make the Pancreatic Lesion Unresectable: What to Watch Out For?

P3526. (S2637). Acute Pancreatitis Complicating Into Thrombotic Thrombocytopenic Purpura: A Diagnostic Conundrum and Therapeutic Success

P3527. (S2638). Acute Cholecystitis With Cope's Sign

P3528. (S2639). Smoking: An Independent Risk Factor for Acute and Recurrent Pancreatitis

P3529. (S2640). Hereditary Pancreatitis Associated With CFTR c.5T-TG12 Variant Mutation

P3530. (S2641). Life-Threatening Gastrointestinal Bleeding due to Hemorrhagic Necrotizing Pancreatitis Complicated by a Colopancreatic Fistula

★ *Presidential Poster Award*

P3531. (S2642). Clear Bile: A Finding in Malignant Biliary Obstruction

P3532. (S2643). Lymphoma Presenting as Acute Pancreatitis in an 18-Year-Old

P3533. (S2644). Choledochal Varices: A Rare Sequela of Portal Hypertension

P3534. (S2645). Abdominal Discomfort Surprises: Spontaneous Formation of Recurrent Biloma

P3535. (S2646). Acute Myeloid Leukemia Presenting With Leukemic Infiltration of the Liver and Bile Ducts

★ *Presidential Poster Award*

P3536. (S2647). Uncommon Main Duct IPMN in Close Association With Villous Adenoma of the Duodenum

P3537. (S2648). BB in the CBD! Retained Bullet After Abdominal Gunshot Wound

P3538. (S2649). Autoimmune Pancreatitis Presenting as Multifocal Masses: A Rare Presentation

P3539. (S2650). Rosai-Dorfman Disease of the Pancreas Mimicking Pancreatic Cancer

POSTER PRESENTATIONS

TUESDAY, OCTOBER 29, 10:30 AM - 4:00 PM

- P3540. (S2651).** A Trail of Blood: Exploring a Rare Cause of Pancreatic Bleeding
- P3541. (S2652).** Lymphoepithelial Pancreatic Cyst: A Rare Entity Among Pancreatic Cystic Lesions in Female Population
- P3542. (S2653).** The Role of GLP-1 Agonist in Acute Cholecystitis After a Routine Colonoscopy: A Case Report
- P3543. (S2654).** An Atypical Presentation of Coexisting Pancreatic and Ovarian Cysts
- P3544. (S2655).** The Gargantuan Gallbladder: A Case of Gastric Outlet Obstruction Caused by a Massively Dilated Stoneless Gallbladder
- P3545. (S2656).** Recurrence of Intraductal Papillary Mucinous Neoplasm Leading to Aggressive Metastatic Pancreatic Cancer Post-Frey Procedure: A Case Study and Role of Interventional Endoscopy
- P3546. (S2657).** Dead End! Iatrogenic Bile Duct Injury and a Successful Salvage!
- P3547. (S2658).** Pictures Aren't Always Worth a Thousand Words: Acute Cholecystitis Amidst Equivocal Imaging Studies
- P3548. (S2659).** Leser-Trélat Sign Revealing Pancreatic Adenocarcinoma: A Case Report and Diagnostic Insight
★ *Presidential Poster Award*
- P3549. (S2660).** A Case Report of Acute Pancreatitis in Food-Induced Anaphylaxis
- P3550. (S2661).** A Case of Pancreatic Neuroendocrine Tumor Recurrence and Development of Type 3c diabetes
- P3551. (S2662).** Ouch That Hurts! Pancreatic Panniculitis Secondary to Chronic Pancreatitis in a Patient With Monoallelic CFTR Mutation
- P3552. (S2663).** Metastatic Pancreatic Adenocarcinoma: A Rare Case of Successful Checkpoint Inhibitor Monotherapy in High Tumor Mutational Burden With POLE Gene
- P3553. (S2664).** Successful Endoscopic Treatment of a Cholecysto-Duodenal Fistula
- P3554. (S2665).** A Jumbo Pancreatic Mass: Hidden in Plain Sight
- P3555. (S2666).** Pancreatic Predicament: Unraveling Thrombotic Thrombocytopenic Purpura Secondary to Acute Pancreatitis - A Case Report
- P3556. (S2667).** Migrated Surgical Clip Causing Choledocholithiasis More Than 20 Years After Cholecystectomy
- P3557. (S2668).** Segmental Arterial Mediolytic With Hepatic Artery Aneurysm Causing Biliary Obstruction and Arterio-Biliary Fistula: Rare Presentation of a Rare Disease
★ *Presidential Poster Award*
- P3558. (S2669).** Don't Poke That! An Unusual Case of Obstructive Jaundice
- P3559. (S2670).** A Unique Case of Fish Pathogen Infecting Gallbladder in a Patient with Irritable Bowel Syndrome
- P3560. (S2671).** Stents and Sodium: Pseudohyponatremia in Biliary Obstruction
- P3561. (S2672).** Pancreatic Adenocarcinoma Revealing Itself as a Parotid Mass
- P3562. (S2673).** Biliary Colic in Acute Ketamine Use: A Case Report
- P3563. (S2674).** Small Cell Carcinoma of the Pancreas - It Can Happen!
- P3564. (S2675).** Pancreatitis and Obstructive Jaundice as Presenting Symptoms for Ampullary Pancreatic Neuroendocrine Tumor
- P3565. (S2676).** First Reported Case of Primary Small Cell Cancer of the Pancreas With Positive TTF-1 Tumor Marker
- P3566. (S2677).** Managing Disrupted Pancreatic Duct Syndrome With a Multimodal Endoscopic Approach
- P3567. (S2678).** Unusual Symptomatic Biliary Obstruction Caused by Post-Cholecystectomy Clip Migration
- P3568. (S2679).** A Presentation of Sporadic Desmoid-Type-Fibromatosis of the Pancreas: A Rarity in Medicine
- P3569. (S2680).** Acute Recurrent Pancreatitis Secondary to Superior Mesenteric Artery Syndrome
- P3570. (S2681).** Exploring Familial Links to Cholangiocarcinoma: Insights Into Genetic Predisposition and Risk Factors
- P3571. (S2682).** Challenges and Complications in the Management of Gallstone Ileus
- P3572. (S2683).** Pancreatic Metastasis From Papillary Thyroid Cancer as an Unusual Cause of Pancreatic Mass Lesion: A Case Report and Review of the Literature
- P3573. (S2684).** Pancreatic Cancer Solitary Metastasis to Colon is a Rare Entity: Case Reports With Review of the Literature
- P3574. (S2685).** Unmasking The Pancreatic Phantom
- P3575. (S2686).** Pancreatic Tail Plasmacytoma Mimicking Primary Pancreatic Malignancy
- P3576. (S2687).** Sometimes the Old Ways Are Not Best: Plastic Stents vs Lumen-Apposing Metal Stents in Pancreatic Fluid Collections
- P3577. (S2688).** Unveiling a Rare Complication: Intrabiliary Hem-olok Clip Migration Following Laparoscopic Cholecystectomy at an Ecuadorian Hospital
- P3578. (S2689).** Humor Me With Calcium: A Rare Presentation of Humoral Hypercalcemia of Malignancy Secondary to Cholangiocarcinoma
- P3579. (S2690).** Disconnected Pancreatic Duct Syndrome: A Rare Complication of Necrotizing Pancreatitis Requiring Endoscopic Transpapillary Stenting
- P3580. (S2691).** Cloaked Identity, Early T-Cell Precursor Lymphoblastic Leukemia (ETP-ALL) Masquerading as Autoimmune Pancreatitis
★ *Presidential Poster Award*
- P3581. (S2692).** A Rare Case of Metastatic Colon Cancer Presenting as Obstructive Jaundice
- P3582. (S2693).** Hepatic Arterio-Biliary Fistula Causing Massive Hemobilia: Successful Treatment With Coil Embolization
- P3583. (S2694).** Unmasking the Hidden Foe: Signet Ring Cell Carcinoma of the Ampulla of Vater Discovered Post-Cholecystectomy
- P3584. (S2695).** Pancreatic Lymphoma: A Familiar Entity at an Unusual Location - A Case Report
- P3585. (S2696).** To Re-Stent or Not to Re-Stent: A Rare Case of Recurrent Hemobilia From a Hepatic Artery Pseudoaneurysm
- P3586. (S2697).** A Venous Twist: A Rare Case of Fistulization from Pancreatic Pseudocyst into Inferior Vena Cava Leading to Hemosuccus Pancreaticus
★ *Presidential Poster Award*
- P3587. (S2698).** Invasive Mucinous "Colloid" Adenocarcinoma of the Pancreas in Lynch Syndrome
- P3588. (S2699).** Penicillin or Cannabis? A Unique Case of Drug-Induced Necrotizing Pancreatitis
- P3589. (S2700).** Diagnostic Challenges in Differentiating Pancreatic Paragangliomas From Well Differentiated Neuroendocrine Tumors

POSTER PRESENTATIONS

TUESDAY, OCTOBER 29, 10:30 AM - 4:00 PM

- P3590. (S2701).** Third Time's the Charm? An Elusive Case of Pancreatic Rosai-Dorfman Disease
- P3591. (S2702).** Küttner's Tumor and Autoimmune Pancreatitis as Metachronous Manifestations of IgG4-Related Disease
- P3592. (S2703).** *Ascaris lumbricoides*: A Rare Cause of Acute Cholangitis
- P3593. (S2704).** Rare Case of Recurrent Pancreatitis
- P3594. (S2705).** Clip-Choledocholithiasis: A Case of Migrated Surgical Clip Causing Choledocholithiasis
- P3595. (S2706).** Unveiling the Enigma: A Case Report of Sphincter of Oddi Dysfunction Masquerading as Cannabis Hyperemesis Syndrome
- P3596. (S2707).** Emergence of Postoperative Pancreatitis: Unveiling the Rare Consequence of Non-Abdominal Surgery
- P3597. (S2708).** Idiopathic Duct-Centric Pancreatitis in a Patient With a History of Wilms Tumor: The Pivotal Role of the WT1 Gene in Pancreatic Cell Homeostasis
- P3598. (S2709).** Insulin Therapy for Acute Pancreatitis in a Patient With Lipase Maturation Factor 1 Mutation: A Case Report
- P3599. (S2710).** Disappearing Bile Duct Adenoma
- P3600. (S2711).** Primary Biliary Cholangitis: A Peculiar Presentation
- P3601. (S2712).** High Output Transhepatic Biliary Drainage: A Rare Cause of Acute Kidney Injury
- P3602. (S2713).** A Rare Case of Invasive Adenocarcinoma of the Duodenum and a Novel Biliary Stent: A Case Report
- P3603. (S2714).** Metastasizing Klatskin Tumor to the Ovaries: An Atypical Presentation
- P3604. (S2715).** A Rare Case of Cecal Perforation Secondary to a Plastic Biliary Stent
- P3605. (S2716).** DRESS is More: A Rare Case of Acalculous Cholecystitis
- P3606. (S2717).** An Owl-Eyed Perspective: CMV Viremia as a Cause of Critical Illness, Pancreatitis, and Marrow Granulomas in an Immunocompetent Patient
- P3607. (S2718).** Decade to Diagnosis of Recurrent Gram-Negative Bacteremia Post-Pancreatectomy and Gastrointestinal Surgery in PNET Patient
- P3608. (S2719).** High-Grade Neuroendocrine Tumor With Local Duodenal Invasion: A Case Report
- P3609. (S2720).** Biopsy Confirmed IgG4-Related Sclerosing Cholangitis and Primary Sclerosing Cholangitis - A Cryptogenic Case Report
- P3610. (S2721).** Rapidly Progressive Hypertriglyceridemia Induced Necrotizing Pancreatitis Refractory to High Dose Insulin Infusion
- P3611. (S2722).** The Importance of Sub-Typing: A Rare Case of Asymptomatic Intestinal Type Periampullary Carcinoma
- P3612. (S2723).** Image Negative Ascending Cholangitis in the Setting of Von Meyenburg Complex
- P3613. (S2724).** Primary Sclerosing Cholangitis in an Adolescent Presenting with Recurrent Acute Pancreatitis
- P3614. (S2725).** The Dual Assault of COVID-19: Hepatitis and Pancreatitis
★ *Presidential Poster Award*
- P3615. (S2726).** A Rare Ca(u)se of Metastatic Renal Cell Carcinoma in the Biliary Tree
★ *Presidential Poster Award*
- P3616. (S2727).** Hemosuccus Pancreaticus: A Hidden Gastrointestinal Challenge

- P3617. (S2728).** Concurrent and Recurrent Intraductal Papillary Neoplasm and Klatskin Tumor: A Case of Exceptional Longevity and Genetic Insight
- P3618. (S2729).** A Case of Lemmel's Syndrome: A Rare Cause of Biliary Obstruction in Clinical Practice
- P3619. (S2730).** Recurrent Gastroduodenal Artery Pseudoaneurysm With Mass Effect
- P3620. (S2731).** Nausea and Vomiting Unveil a Hidden Danger: A Case Report on Splenic Artery Pseudoaneurysm
- P3621. (S2732).** Concurrent Development of Diabetes Mellitus, Splenic Vein Thrombosis, and Portal Vein Thrombosis Following a First Episode of Idiopathic Acute Pancreatitis: A Rare Triadic Presentation
- P3622. (S2733).** A Challenging Endoscopic Diagnosis of an Intraductal Papillary Neoplasm of the Bile Ducts: A Case Report

COLON

Standard Study

- P3623. (S326).** Does *Clostridioides Difficile* Infection Play a Role in Premalignant Colonic Lesion? A Retrospective Cohort Study
- P3624. (S327).** Assessing the Effects of the COVID-19 Pandemic on Colorectal Cancer Incidence Disparities Worldwide
- P3625. (S328).** Comprehensive Evaluation of the Efficacy and Safety of the *Clostridioides difficile* Toxoid Vaccine: A Meta-Analysis
- P3626. (S329).** Precutting Endoscopic Mucosal Resection Compared to Conventional Endoscopic Mucosal Resection and Endoscopic Submucosal Dissection for Colorectal Neoplasia: A Systematic Review and Meta-Analysis
- P3627. (S330).** Predictors of Mortality in Gastric Cancer and Colon Cancer in Severe Sepsis: A Propensity-Matched Analysis
- P3628. (S331).** Increased Methylation Level and Reduced Expression of SMOC1 Is Associated With Progression of Colorectal Traditional Serrated Adenomas
- P3629. (S332).** Prevalence and Clinical Characteristics of Serrated Adenomas at Screening Colonoscopy in Rural Georgians
- P3630. (S333).** Early Onset GI Malignancies in Women: A SEER Database Analysis
- P3631. (S334).** Systematic Literature Review and Meta-Analysis of Live Fecal Microbiota Therapeutics for Recurrent *Clostridioides Difficile* Infection
- P3632. (S335).** Colon Carcinomas Shown to Arise From Sessile Serrated Lesions (SSLs) at Pathology Show Frequent Dysplasia and Features of the Serrated Neoplasia Pathway
- P3633. (S336).** Age, Gender, and Pathological Differentiation of Colon Cancer Patients Visiting The Histopathology Department at Tripoli Medical Center From 2002 to 2015
- P3634. (S337).** Prognostication of Metastatic Colorectal Cancer by Circulating Tumor DNA Levels in Serum as a Predictor of Response to Chemotherapy
★ *Presidential Poster Award*
- P3635. (S338).** Assessing the Post-Procedural Communication as a Tool to Reduce the 7-Day Readmission Rate Following Outpatient Colonoscopy: Fellow-Initiated Quality Improvement Project
- P3636. (S339).** Clustering Patients With Colonic Adenocarcinoma Using Unsupervised Machine Learning and Its Effect on Prognosis: A Population-Based Study

POSTER PRESENTATIONS

TUESDAY, OCTOBER 29, 10:30 AM - 4:00 PM

P3637. (S340). Trends in Colorectal Cancer Mortality in Mississippi Compared to Other States in the United States From 1999 to 2020

P3638. (S341). The Impact of Artificial Intelligence-Assisted Colonoscopy on Key Colonoscopy Quality Indicators in the Underserved Population

P3639. (S342). Interoperable Artificial Intelligence for High-Resolution Anoscopy: A Transatlantic Collaborative Study in Anal Cancer Precursor Detection and Differentiation

★ *Presidential Poster Award*

P3640. (S343). Risk of Diverticular Diseases in Diabetic Patients on Semaglutide, a GLP-1 Agonist. A Retrospective Cohort Study Utilizing Big Data and Propensity Score Matching

P3641. (S344). Effects of Excess Estradiol on Host and Intestinal Microbiome Estrogen Metabolism

P3642. (S345). Patient and Provider Perspective on Anal Cancer Screening in a Federally Qualified Health Center

P3643. (S346). Enhancing Anal Cancer Screening Proficiency in Internal Medicine Residents: A Targeted Educational Initiative

P3644. (S347). Association of *Clostridioides difficile* Infections in Colon cancer; A Population Based Analysis

P3645. (S348). Unlocking the Potential: Aspirin's Role in Reducing In-Hospital Mortality and Complications in Colorectal Cancer Patients in the United States

P3646. (S349). Impact of Glucagon-Like Peptide-1 Receptor Agonist (GLP-1 RA) on Bowel Preparation for Colonoscopy: A Systematic Review and Meta-Analysis

P3647. (S350). Audit on Rectal Adenocarcinoma Management: Missed Opportunity for Endoscopic Resection

P3648. (S351). Diverticular Disease Mortality Trends in the United States: Evidence From Death Certificates (1999-2022)

P3649. (S352). Prevalence and Detection Rates of Serrated Polyps and Sessile Serrated Lesions in Average Risk Persons With Positive Fecal Immunohistochemical Test Undergoing Colonoscopy: A Systematic Review and Meta-Analysis

P3650. (S353). Artificial Intelligence-Aided Colonoscopy Does Not Improve Endoscopist Performance in Community Settings

P3651. (S354). Impact of Liver Transplantation on Colorectal Cancer Development in PSC-IBD Patients

P3652. (S355). Improving Post-Acute Diverticulitis Colonoscopy Adherence in an Urban Safety Net Hospital Using Computed Tomography Reports

P3653. (S356). Randomized Clinical Trial of Infliximab Versus Vedolizumab for Immune Checkpoint Inhibitor Related Colitis

★ *Presidential Poster Award*

P3654. (S357). Disparities in Colorectal Cancer Mortality Among Individuals with Chronic Kidney Disease in the United States: A CDC WONDER Database Analysis

P3655. (S358). Gastrointestinal Symptoms Preceding Parkinson's Disease Onset and Associated Outcomes

P3656. (S359). Chat GPT vs Traditional Search Engines: A New Era in Diverticulitis Information Retrieval

P3657. (S360). One-Liter NER1006 Is Efficacious as a Bowel Preparation for Colonoscopy in Patients Taking Concomitant Medications Known to Impact Prep Quality

P3658. (S361). Safety and Efficacy of Underwater Endoscopic Mucosal Resection of Colorectal Polyps and Risk of Recurrence: A large multi-year series

P3659. (S362). Secondary-Primary Colon and Rectal Cancer in Prostate Cancer Patients After Radiation Therapy

P3660. (S363). A First Look Into Frailty's Impact on Complications in Patients With Radiation Proctitis via the 2016-2020 National Inpatient Sample

P3661. (S364). Efficacy and Safety of Investigational Therapeutic Microbiome SER-109 in Recurrent *Clostridioides difficile* Infection: A Systematic Review

P3662. (S365). Association Between *C. difficile* and Colorectal Cancer in a Hospital-Based Retrospective Cohort Analysis

P3663. (S366). Pembrolizumab Predominantly Causes Microscopic Colitis That Responds to Oral Budesonide in Patients Who Develop Immune Checkpoint Inhibitor Colitis: A Retrospective Single Site Observational Study

P3664. (S367). Exploring the Risk of Colorectal Cancer (CRC) Metastasis in Patients With Fatty Liver: A Nationwide Analysis (2016-2020)

P3665. (S368). Rates of Guideline-Directed, Post-Treatment Surveillance Colonoscopy in Early- and Late-Onset Colorectal Cancer Patients

P3666. (S369). Variations in Aspirin, NSAIDs, Statins, and Metformin Use After Colorectal Cancer Treatment between Early- and Late-Onset Colorectal Cancer Patients in an International Multicenter Study

P3667. (S370). Efficacy and Safety of the 1 Liter NER1006 Bowel Preparation for Colonoscopy in Adults With Comorbid Conditions That May Impact Prep Quality

★ *Presidential Poster Award*

P3668. (S371). Incidence of Microscopic Colitis: A 10-Year Systematic Review of Population-Based Studies

P3669. (S372). Evaluating the Performance of a Computer-Aided Diagnosis System in Implementing Diagnose-and-Leave and Resect-and-Discard Strategies for Diminutive Colorectal Polyps: A Real-World Pragmatic Study

P3670. (S373). Analyzing Metabolic Responses to a Standardized Meal Challenge Using Exhaled Breath

P3671. (S374). Introducing the VOC Atlas: A List of Microbiome-Associated VOCs for Breath-Based Biomarker Discovery

P3672. (S375). Real-World Adherence to Repeat Testing for Stool-Based Non-Invasive Colorectal Cancer Screening Tests Among Individuals With Average Risk

★ *Presidential Poster Award*

COLON

Clinical Vignettes/Case Reports

P3673. (S3016). Does Metabolic Syndrome Influence the Development and Progression of Lipid Laden Colon Polyps?

P3674. (S3017). Isolated Colonic Polypoid Ganglioneuromas in Patient With Neurofibromatosis Type 1

P3675. (S3018). An Index Case of Hereditary Hemorrhagic Telangiectasia Coexisting With MUTYH-Associated Polyposis Syndrome

P3676. (S3019). Severe Mycophenolate Induced Colitis 28 Years After Kidney Transplantation

P3677. (S3020). A One in a Million Case of Gastrointestinal Histiocytic Sarcoma

POSTERS
TUESDAY

POSTER PRESENTATIONS

TUESDAY, OCTOBER 29, 10:30 AM - 4:00 PM

- P3678. (S3021).** A Case of an Anal Canal Lymphangioma
- P3679. (S3022).** A Rare Intersection: Pseudomembranous and Collagenous Colitis Mimicking Inflammatory Bowel Disease
- P3680. (S3023).** Beyond the Surface: Navigating a Rare Colonic Anomaly - Mucosal Schwann Cell Hamartoma
- P3681. (S3024).** A Case of Ectopic Gastric Mucosa in the Rectum: A Rare Finding During Screening Colonoscopy
- P3682. (S3025).** Small Cell Neuroendocrine Tumor of the Anal Canal - Diagnostic Enigma and Multidisciplinary Intervention: A Case Report
- P3683. (S3026).** A Rare and Rapidly Progressing Case of Squamous Cell Carcinoma of the Rectum
- P3684. (S3027).** Lower Extremity Venous Hypertension – A Rare Complication of Fecaloma
- P3685. (S3028).** A Rare Case of Overlapping CMV Gastroduodenitis With Colitis and Disseminated Strongyloidiasis in the Setting of Newly Diagnosed AIDS
- P3686. (S3029).** Incidental Finding of Mucosa-Associated Lymphoid Tissue Lymphoma on Screening Colonoscopy
- P3687. (S3030).** A Case of Systemic Lupus Erythematosus Induced Large Vessel Mesenteric Arteritis
- P3688. (S3031).** A Rare Case of Acute Porphyria Causing Recurrent Abdominal Pain
- P3689. (S3032).** A Rare Case of an Appendiceal Endometrioma
- P3690. (S3033).** A Unique Cause of Colitis in a Patient with Human Immunodeficiency Virus
- P3691. (S3034).** Refractory Immune Checkpoint Inhibitor-Associated Colitis: Case Report
- P3692. (S3035).** A Rare Case of Extensive Melanoma Metastasis to the Ascending Colon and Gallbladder
- P3693. (S3036).** High Grade Goblet Cell Appendiceal Adenocarcinoma: An Abnormal Cause of Small Bowel Blockage
- P3694. (S3037).** Asymptomatic Taenia Infection Found During Routine Screening Colonoscopy
- P3695. (S3038).** To or Not to Do a Colonoscopy in a Patient With Streptococcus Gallolyticus Bacteremia
- P3696. (S3039).** Sigmoidal Lipoma-Induced Colo-colonic Intussusception Causing Obstruction
- P3697. (S3040).** Colorectal Anastomosis Stricture With Stent Placement Using Rendezvous Endoscopic Approach: A Case Report
- P3698. (S3041).** Appendiceal Invasive Mucinous Adenocarcinoma Resembling an Intrapapillary Mucinous Neoplasm on Endoscopic Evaluation
- P3699. (S3042).** Breast Cancer with Metastasis to the Rectum
- P3700. (S3043).** A Rare Case of Spindle Cell Carcinoma of the Transverse Colon
- P3701. (S3044).** An Unusual Case of Polymicrobial Bacteremia Signaling Colon Cancer
- P3702. (S3045).** A Rare Case of Cryptosporidiosis in an Immunocompetent Patient
- P3703. (S3046).** A Rare Case of Colon Schwann Cell Hamartoma
- P3704. (S3047).** Disseminated Coccidioidomycosis Masquerading as Metastasis from Colon Cancer
- P3705. (S3048).** Colonic Tuberculosis: A Case Report and Literature Review of the Endoscopic, Radiographic, and Biopsy Findings
- P3706. (S3049).** Unveiling a Rarity: Langerhans Cell Histiocytosis Presenting in Gastrointestinal Polyps
- P3707. (S3050).** Vanishing Colonic Mass
- P3708. (S3051).** Rare Case of Segmental Colitis Associated Diverticulosis Requiring Surgical Intervention
- P3709. (S3052).** Endoscopic Ultrasound-Guided Diagnosis of A Rare Cecal/Appendiceal Subepithelial Lesion: An Intramural Pseudocyst
★ *Presidential Poster Award*
- P3710. (S3053).** Colon Conundrum: A Rare Case Report of Abdominal Actinomyces odontolyticus Infection Presenting With Campylobacter and a Colon Mass
- P3711. (S3054).** Mesalamine Induced Myopericarditis in Patient with Collagenous Colitis
- P3712. (S3055).** Swirling Strangulated Cecal Volvulus Masked as Small Bowel Obstruction
- P3713. (S3056).** Intestinal Spirochetosis: Acute HIV Diagnosis via Screening Colonoscopy
- P3714. (S3057).** Unveiling the Hidden Giant: Multidisciplinary Management of a Retroperitoneal Dedifferentiated Liposarcoma
- P3715. (S3058).** Multiple Myeloma and Amyloidosis Presenting as Chronic Diarrhea
- P3716. (S3059).** Double Trouble: A Rare Case of Primary Rectal Adenocarcinoma Complicated by Synchronous Prostate Cancer
- P3717. (S3060).** Bladder Squamous Cell Carcinoma Diagnosed by Colonoscopy
- P3718. (S3061).** Ischemic Colitis From Sumatriptan
- P3719. (S3062).** Multi-Station Portal Hypertensive Polyps: A Unique Complication of Portal Hypertension
- P3720. (S3063).** Thinking With Your Gut: A Case of Multiple Isolated Gastrointestinal Ganglioneuromas
- P3721. (S3064).** Gastografin Enema to the Rescue of the Glorious Cecal Bascule
- P3722. (S3065).** CART-Induced Eosinophilic Colitis With Good Response to Corticosteroids and Infliximab
- P3723. (S3066).** Time-Defying Metastasis, a Decade-Long Journey: The Unprecedented Unveiling of a Nine-Year Pancreatic Metastasis From Colorectal Adenocarcinoma
- P3724. (S3067).** Think Twice “Could it be a Metastatic Lesion?” – A Case Report
- P3725. (S3068).** Gastrocolic Fistula: A Rare Presentation of Colon Cancer
- P3726. (S3069).** Inferior Mesenteric Vein Gone Crazy! A Rare Case of Ischemic Colitis Due to Idiopathic Myointimal Hyperplasia of the Inferior Mesenteric Vein.
- P3727. (S3070).** Concurrent Takayasu Arteritis and Inflammatory Bowel Disease in a Patient Presenting With Acute Vision Loss
- P3728. (S3071).** PTEN Hamartoma Tumor Syndrome: A Rare Case in a Young Patient with Colorectal Cancer
- P3729. (S3072).** Metastatic Colorectal Cancer Masquerading as a Hepatic Hemangioma: A Case Report
- P3730. (S3073).** Cronkhite-Canada Syndrome Presenting as Severe Protein-Losing Enteropathy: A Case Report

NOTE: All accepted abstracts will appear in the Supplement to the October 2024 issue of the *AJG*. The supplement IDs are listed in parentheses after the poster ID.

POSTER PRESENTATIONS

TUESDAY, OCTOBER 29, 10:30 AM - 4:00 PM

- P3731. (S3074).** A Missed Case of Lynch Syndrome with PMS2 Loss of Expression at Extreme Age
- P3732. (S3075).** Nerve-Wracking but Not Gut-Wrenching: A Rare Case of a Colonic Ganglioneuroma
- P3733. (S3076).** Submucosal Lipoma of the Colon Mimicking an Adenomatous Polyp
- P3734.** POSTER WITHDRAWN
- P3735. (S3078).** When the Casual Colonoscopy Catches the Crazy: Is it Crohn's or Something Else
- P3736. (S3079).** Barium Contrast Induced Bowel Obstruction Treated With Endoscopic Retrieval
★ *Presidential Poster Award*
- P3737. (S3080).** Neutropenic Enterocolitis After Single Dose of CAPOX in Newly Diagnosed Colon Cancer
- P3738. (S3081).** What Exactly Is Pushing the Cecum? A Diagnostic Challenge
- P3739. (S3082).** A Case of Colonic Inflammatory Myofibroblastic Tumor
- P3740. (S3083).** Adenosquamous Carcinoma Arising from the Ascending Colon: A Rare Case Report
- P3741. (S3084).** Hiding in Plain Sight: Colonic Tuberculosis Mimicking Crohn's Disease
- P3742. (S3085).** Fishing for Appendiceal Neoplasms: An Unusual Fish-Mouth Appearance of the Appendiceal Orifice on Colonoscopy Leads to Diagnosis of Mucinous Cystic Neoplasm
- P3743. (S3086).** Streptococcus Dysgalactiae Positive Endogenous Endophthalmitis Associated With New Colon Adenocarcinoma
- P3744. (S3087).** Case of a Large Colovesicular Fistula in a Patient Without Diverticular Disease, Active Cancer, or Inflammatory Bowel Disease
- P3745. (S3088).** A Case of Atypical Endometriosis Presenting as a Malignant Appearing Colonic Mass
★ *Presidential Poster Award*
- P3746. (S3089).** A Case of a Giant Colonic Diverticulum in Patient With End Stage Renal Disease Planned for Kidney Transplantation
- P3747. (S3090).** A Case of Serrated Polyposis Syndrome in Patient With Previous Hodgkin's Lymphoma
- P3748. (S3091).** A Case of Radiation Proctitis With Concern for Immune Checkpoint Inhibitor Colitis
- P3749. (S3092).** A Rare Case of Concurrent Anorectal Melanoma and Sigmoid Adenocarcinoma
- P3750. (S3093).** Familial Adenomatous Polyposis Presenting With Metastatic Colon Cancer
- P3751. (S3094).** Unraveling Recurrent Acute Appendicitis: Atypical Presentations and Clinical Considerations
- P3752. (S3095).** Vitamin E Supplementation in Brown Bowel Syndrome: A Case of Diagnostic Challenge and Therapeutic Success
- P3753. (S3096).** Uncommon Presentation of Gastrointestinal Histoplasmosis in an Immunocompromised Patient
- P3754. (S3097).** Random Rectal Biopsies Unveiling Prostate Adenocarcinoma in Ulcerative Colitis After Previous Radical Prostatectomy
- P3755. (S3098).** Capecitabine-Induced Enterocolitis: A Rare but Serious Side Effect
- P3756. (S3099).** Watch What You Eat - Chicken Bone Impacted in Colon
- P3757. (S3100).** Systemic Mastocytosis and the Pivotal Role of the Gastroenterologist
- P3758. (S3101).** Multi-Disciplinary Approach to Ischemic Colitis Due to Arteriovenous Malformations in the Inferior Mesenteric Artery
- P3759. (S3102).** Eosinophilic Colitis: A Novel Aggressive Endoscopic Presentation and Its Successful Therapeutic Management
- P3760. (S3103).** Cryptosporidium parvum Infection and Collagenous Colitis: A New Association
- P3761. (S3104).** A Rare Case of Squamous Cell Carcinoma of the Tongue in Remission Re-Emerging as a Metastatic Colonic Polyp
- P3762. (S3105).** A Novel Technique to Identify a Colovesical Fistula
- P3763. (S3106).** A Case of a Type IV Hiatal Hernia Presenting With Sinus Bradycardia
- P3764. (S3107).** Colonic Intussusception Associated With Glucagon-Like Peptide-1 Receptor Agonist Use
- P3765. (S3108).** Rhabdomyolysis with Diarrhea: A Rare Case of Colchicine Toxicity
- P3766. (S3109).** Unmasking the Silent Invader: A Rare Case of Metastatic Appendiceal Goblet Cell Adenocarcinoma
- P3767. (S3110).** Pneumatosis Intestinalis: An Unusual Complication of Pseudomembranous *Clostridioides difficile* Colitis
★ *Presidential Poster Award*
- P3768. (S3111).** Post-Transplant Lymphoproliferative Disorder: An Unexpected Cause of Diarrhea 6 Years After Liver Transplant
- P3769. (S3112).** Management of Complicated Crohn's Disease: Endoscopic Closure of Colo-Colonic Fistula With Concurrent Colovesical Fistula
- P3770. (S3113).** An Atypical Case of Abdominal Pain Secondary to Large Retroperitoneal Cyst
- P3771. (S3114).** Blastoid Mantle Cell Lymphoma Presenting as a Cecal Mass
- P3772. (S3115).** Never Too Late for PTLT: Colonic Ulcers 11 Years After Lung Transplant
- P3773. (S3116).** Xanthogranulomatous Appendicitis Mimicking an Appendiceal Malignancy
- P3774. (S3117).** Post-Colonoscopy Intussusception: A Rare Phenomenon
- P3775. (S3118).** A Case of a Large Colonic Lipoma Mimicking a Trichobezoar
- P3776. (S3119).** Shigella, Shigella! A Rare Case of Shigellemia in an Immunocompetent Woman
- P3777. (S3120).** A Common Presentation of an Uncommon Diagnosis: Metastatic Breast Cancer Masquerading as Diarrhea
- P3778. (S3121).** Obinutuzumab: A Rare Cause of Colitis
- P3779. (S3122).** Antipsychotic-Induced Bowel Crisis: Rare Case of Clozapine-Triggered Ischemic Colitis
- P3780. (S3123).** Gastrointestinal Manifestations of Extra-Pulmonary Tuberculosis in a Previously TB-Treated Patient
- P3781. (S3124).** A Decade of Pain: Diagnosing Indolent Systemic Mastocytosis in a Young Female - A Case Report
- P3782. (S3125).** Streptococcal Proctitis in a Healthy Adult Female Following Scarlet Fever
- P3783. (S3126).** Acute Colonic Pseudo-Obstruction: A Case Highlighting Pitfalls in Imaging
- P3784. (S3127).** A Terrible Twisting Turn of Events: Sigmoid Volvulus After Cesarean Section

POSTER PRESENTATIONS

TUESDAY, OCTOBER 29, 10:30 AM - 4:00 PM

- P3785. (S3128).** Rare Case of Colonic Perforation From Mycophenolate Mofetil Associated Colitis in Transplant Patient
- P3786. (S3129).** A Rare Presentation of Gastrocolic Fistulas in the Setting of Diffuse B Cell Lymphoma: A Case Report
- P3787. (S3130).** The Invisible Mass: A Case of Monomorphic Epitheliotropic Intestinal T-Cell Lymphoma
- P3788. (S3131).** Gastrointestinal Stromal Tumor Presenting as a Submucosal Lesion Mimicking a Polyp: A Case Report
- P3789. (S3132).** Eosinophilic Gastroenteritis: A Case Report
- P3790. (S3133).** A Rare Case of Inflammatory Fibroid Polyp Mimicking Malignancy on Colonoscopy
- P3791. (S3134).** Cytomegalovirus Colitis as an Uncommon Cause of Colonic Ulceration: A Case Report
- P3792. (S3135).** Efficacy of Microbiome Modulation With SER-109 for Recurrent *Clostridium difficile* Infection: A Case Report
- P3793. (S3136).** From Duodenum to Colon in 60 Seconds
- P3794. (S3137).** The Inflamed Gut Telescopes
- P3795. (S3138).** Chronic Mesenteric Ischemia With Celiac and Superior Mesenteric Arteries Occlusion in a Patient With Antiphospholipid Syndrome and Neuroendocrine Tumor: A Complex Case Report
- P3796. (S3139).** When a Routine Polypectomy Reveals an Unexpected Finding
- P3797. (S3140).** Isolated Rectal Neurofibroma: A Case Report
- P3798. (S3141).** Progression of Eosinophilic Esophagitis to Eosinophilic Gastroenteritis
- P3799. (S3142).** A Subtle Lesion With an Aggressive Manifestation - A Rare Case of Invasive Squamous Cell Carcinoma of the Hepatic Flexure
- P3800. (S3143).** Gastrointestinal Manifestations of Plasmablastic Lymphoma: A Case Series from a Tertiary Cancer Center
- P3801. (S3144).** Pseudo-Obstruction Mimicking Sigmoid Volvulus: A Diagnostic Challenge
- P3802. (S3145).** A Hidden Danger: GI Perforation Presenting as Pneumomediastinum in Chronic Corticosteroid User
- P3803. (S3146).** Pralsetinib-Induced Lymphocytic Colitis: A Case Report
- P3804. (S3147).** Diagnosing Sigmoid Endometriosis by EUS-FNB
- P3805. (S3148).** Rare Case of Mesenteric Ischemia Secondary to New-Onset Atrial Fibrillation
- P3806. (S3149).** Lynch Syndrome Uncovered: Identifying Anastomotic Site Recurrence Through Narrow Band Imaging
- P3807. (S3150).** Tuberculosis of the Colon: A Rare Incidental Diagnosis Discovered on Screening Colonoscopy
- P3808. (S3151).** An Atypical Presentation of Colorectal Adenocarcinoma With Signet Cell Features
- P3809. (S3152).** Liposarcoma Found in the Cecum With Renal Capsule Involvement
- P3810. (S3153).** Asymptomatic Sigmoid Colon Endometriosis With Exclusive Mucosal Involvement Detected on Screening Colonoscopy
- P3811. (S3154).** Alcohol-Induced Chronic Intestinal Pseudo-Obstruction
- P3812. (S3155).** A Rare Cause of Colo-Colonic Intussusceptions: Colonic Schwannoma

COLORECTAL CANCER PREVENTION

Standard Study

- P3813. (S500).** Barriers to Colorectal Cancer Screening in Rural Georgia: Results From a Survey of Unscreened Patients
- P3814. (S501).** Barriers to Colorectal Cancer Screening Among Refugees: A Provider Perspective
- P3815. (S502).** Reducing Colon Cancer Screening Backlog Using Text Messaging to Engage Patients in a Large Academic Health System
- P3816. (S503).** The Impact of Buprenorphine Compared to Methadone on Bowel Preparation for Screening Colonoscopy
- P3817. (S504).** Characterizing 5-Year Survival in U.S. Adults Diagnosed With Advanced Stage Colorectal Cancer Using the SEER Registry 2000-2021.
- P3818. (S505).** Unplanned Post-Colonoscopy Visits: An Observational Study to Evaluate Patient Outcomes and CMS Quality Metric
- P3819. (S506).** Disparities in Mortality Trends Among Rural Residents With Metastatic Gastrointestinal Cancers in the United States: A CDC WONDER Database Analysis
- P3820. (S507).** The Impact of the COVID-19 Pandemic on an Established Hereditary Colon Cancer Registry
- P3821. (S508).** Colorectal Cancer Screening in Patients Undergoing Evaluation for Advance Heart Failure Therapies
- P3822. (S509).** Colonoscopy-Associated Procedural and Quality Metric Factors Affecting Adenoma Detection in Bariatric Surgery Patients
- P3823. (S510).** Trends in TikTok: Educational and Advocacy Content on Colon Cancer in Young Adults Highlights Healthcare Challenges
- P3824. (S511).** Direct Genetic Screening Approach in Hereditary Nonpolyposis Colorectal Cancer: A Health Economics Analysis in High-risk Colorectal Cancer Population; Perspective from Middle-Income Country
- P3825. (S512).** Impact of Spanish Language Outreach on Multi-Target Stool DNA Test Adherence in a Spanish-Speaking Population in a Federally Qualified Health Center
- P3826. (S513).** Impact of Spanish Language Patient Navigation on Multi-Target Stool DNA Test Adherence Among Spanish-Speaking Patient Population
- P3827. (S514).** Real-World Multi-Target Stool DNA Longitudinal Adherence for Colorectal Cancer Re-screening in a Large, National Spanish-Speaking Population
- P3828. (S515).** Impact of Neighborhood-Level Transportation Insecurity on Colorectal Cancer Screening in the United States
- ★ *Presidential Poster Award*
- P3829. (S516).** Medicare Part D Coverage Restrictions on Formulations Commonly Used for Pre-Colonoscopy Bowel Preparation, 2019-2024
- P3830. (S517).** The Effect of GLP-1 Receptor Agonists on Bowel Preparation
- P3831. (S518).** Quality of Bowel Prep in Patients Undergoing Direct Access Colonoscopy Using OTC Bowel Preps - A Private Practice Experience
- P3832. (S519).** Head-to-Head Comparison of Two Computer Aided Detection (CAD-e) Systems on Colonoscopy Performance Metrics
- P3833. (S520).** Negative Immunochemical Fecal Occult Blood Test Does Not Detect Smaller Polyps: Colonoscopy Remains the Best Test for Colon Cancer Prevention
- P3834. (S521).** Community Speaks: Engagement of Community Members Is an Important Component to Increasing Colon Cancer Screening Awareness

POSTER PRESENTATIONS

TUESDAY, OCTOBER 29, 10:30 AM - 4:00 PM

- P3835. (S522).** African American Patients Taking GLP-1RA are More Likely to Have Poor Bowel Prep: A Single Center Study
- P3836. (S523).** An Updated Analysis of a Multicenter RCT to Address the Unexplored Issue of Cap Type and Regional Differences in ADR in Cap-Assisted Water Exchange Colonoscopy
- P3837. (S524).** Enhancing Colorectal Cancer Screening in Underserved Populations: Impact of Fecal Immunochemical Test Distribution on Colonoscopy and EGD Uptake in North Philadelphia
- P3838. (S525).** Early Colonoscopy Due to a Family History of Colon Polyps Identifies Increased Prevalence of Advanced Adenomas but Not Colon Cancer
- P3839. (S526).** Evaluation of the Impact of Endoscopic Education With Endoscopist-Specific Scorecard Feedback on the Sessile Serrated Lesion Detection Rate (SSLDR)
- P3840. (S527).** Colonoscopy Quality Metrics at a Community Veterans Affairs Hospital: A Snapshot From July 2023 to March 2024 at the Robert J. Dole VA Medical Center
- P3841. (S528).** Decreasing the Missing Rate of Polyps While Enhancing Patient's Experience With the Addition of a Simple Step in Our Colonoscopies
- P3842. (S529).** Incidence of Colorectal Cancer Among Asian American/Pacific Islanders: A Perspective From 1999-2020 and a Predictive Model to 2030
- P3843. (S530).** Colorectal Cancer Trends and Metabolic Risk Factors: A Global Analysis and Future Projections to 2030
- P3844. (S531).** Can Google Searches Predict Colon Cancer Incidence and Mortality?
- P3845. (S532).** The Utility of Cologuard for CRC Screening After a Normal Colonoscopy
- P3846. (S533).** An Analysis of Factors Affecting Follow-Up Colonoscopy in Patients Using Multi-Target Stool DNA Tests: A Multi-Center Retrospective Review
- P3847. (S534).** Effect of Computer-Aided Detection Device on the Adenoma Detection Rate and Serrated Detection Rate Among Trainee Fellows
- P3848. (S535).** AI-Assisted Survival Analysis on CRC gene sets From the TCGA Database
- P3849. (S536).** Engaging Community Members in the Development of Colorectal Cancer Screening Messaging: Evaluation of Health Fair Posters
- P3850. (S537).** Assessing the Efficacy of LLMs in Colonoscopy Interval Recommendations: A Comparative Study of GPT-4O and Gemini
- P3851. (S538).** Assessing Patient Preferences for Blood-Based Colorectal Cancer (CRC) Screening Tests: Insights from a Conjoint Analysis with Over 1,000 People in the US
- P3852. (S539).** Improving Adequate and Timely Screening Colonoscopy Completion Rates in Patients With Spinal Cord Injuries
- P3853. POSTER WITHDRAWN**
- P3854. (S541).** Glucagon-Like Peptide-1 Receptor Agonist Use and its Potential Impact in Colonoscopy Among Patients Undergoing Colorectal Cancer Screening: A Multicenter Propensity Score Matching Analysis
- P3855. (S542).** Impact of Time Intervals Between Office Visits and Screening Appointments on Optimizing Colonoscopy Adherence: A Retrospective Cohort Study
- P3856. (S543).** Exploring Reach of Colorectal Cancer Screening Methods: A Comparison of Clinical and Sociodemographic Factors Among Patients Completing Mailed FIT vs In-Clinic FIT
- P3857. (S544).** Short-Form Videos for Colorectal Cancer Screening Awareness
- P3858. (S545).** Are ChatGPT Cancer Screening Recommendations Biased in the Presence of Screening Guideline Incongruence?
- P3859. (S546).** Impact of Insurance Affordability on Access to Colorectal Cancer Screening
- P3860. (S547).** Decreasing Patient Fear of Colonoscopy After an Abnormal Fecal Immunochemical Test: Results from a Pilot Video Decision Aid
- P3861. (S548).** Comparing the USMSTF 2020 and 2012 Post Polypectomy Risk Stratification Paradigms Using the New Hampshire Colonoscopy Registry
- P3862. (S549).** Disconnect Between Perceptions of Artificial Intelligence and Adenoma Detection Rate at a Tertiary Center: Survey and Retrospective
- P3863. (S550).** Risk for Metachronous Advanced Neoplasia in Patients With a Modified Definition of Advanced Adenoma: Data From the New Hampshire Colonoscopy Registry
★ *Presidential Poster Award*
- P3864. (S551).** Unraveling Regional Disparities in Early-Onset Colorectal Cancer Mortality Across the United States Between 2000 - 2022
- P3865. (S552).** Rising Mortality of Early-Onset Colorectal Cancer Particularly in Patients Younger Than 45 Years: Insights From the Largest Mortality Databases in the US Over Two Decades
- P3866. (S553).** Are We Screening Young Enough? The Younger the Cohort the Greater the Increase in Colorectal Cancer Incidence
- P3867. (S554).** Alarming Increase in Late-Stage Early Onset Colorectal Cancer Incidence in the United States in Different Anatomical Locations
- P3868. (S555).** Ensuring Access, Enhancing Prep: The Impact of Health Insurance on Colonoscopy Prep
- P3869. (S556).** Quality Indicators of Endoscopists for Baseline and Surveillance Colonoscopy are Associated With Risk of Metachronous Colorectal Neoplasia
- P3870. (S557).** Enhancing Diversity and Inclusion in the PREEMPT CRC Study Through Strategic Site Selection and Innovative Recruitment Tools
- P3871. (S558).** Test Performance and Lesion Characteristics in a Large Clinical Validation Study of a Blood-Based Screening Test for the Early Detection of Colorectal Cancer
★ *Presidential Poster Award*

COLORECTAL CANCER PREVENTION

Clinical Vignettes/Case Reports

- P3872. (S3170).** Incidental Finding of Colitis Cystica Profunda in Routine Colorectal Screening
- P3873. (S3171).** Association of Klebsiella pneumoniae Liver Abscess With Colonic Adenoma: A Case Report
- P3874. (S3172).** A Rectovaginal Fistula Associated With Squamous Cell Carcinoma of the Rectum
- P3875. (S3173).** A Case of Prolonged Generalized Weakness in a Patient With Metastatic Rectal Cancer 6 Weeks After Last Dose of Panitumumab
- P3876. (S3174).** Use Your Brain, That Is No Regular Polyp, It's a Colonic Ganglioneuroma!

POSTER PRESENTATIONS

TUESDAY, OCTOBER 29, 10:30 AM - 4:00 PM

P3877. (S3175). A Rare Case of Colorectal Cancer With Delayed Duodenal Metastasis: A Case Report

P3878. (S3176). Unmasking the Hidden Threat: Diagnostic and Treatment Challenges in Young-Onset Colorectal Cancer: A Case Report

ENDOSCOPY VIDEO FORUM

P3879. (S3208). Real-Time Visualization and Magnetic Balloon-Assisted Technologies for a Challenging Colonoscopy

P3880. (S3209). A Maddening Migration of an Esophageal Stent

P3881. (S3210). Light at the End of the Tunnel - Establishing Esophageal Lumen After Complete Radiation-Induced Esophageal Obstruction

P3882. (S3211). Endoscopic Rendezvous Closure of Refractory Postoperative Leak With Trans-Abdominal Fistuloscopy

P3883. (S3212). Exploratory Endoscopic Examination of the Pelvic Cavity With Drainage of a Pelvic Hematoma

P3884. (S3213). Single Session Combined Endoscopic and Surgical Treatment of Gallstone Ileus

P3885. (S3214). Novel Method of Treating a Malignant Esophageal Perforation via Endoscopic Vacuum Assisted Wound Closure (EVAC) by Overtube

P3886. (S3215). Detection of Asymptomatic Enterobiasis During Surveillance Colonoscopy: Endoscopy Video Evidence

P3887. (S3216). GOOPS! Iatrogenic Gastric Outlet Obstruction After Endoscopic Full Thickness Resection of a Duodenal NET

P3888. (S3217). Transoral Incisionless Fundoplication as Rescue Therapy for Gastroesophageal Reflux in a Lung Transplant Recipient

P3889. (S3218). Modified Endoscopic Submucosal Dissection (ESD) With Suturing for the Treatment of Gastro-Gastric Fistula

P3890. (S3219). Endoscopic Ultrasound-Guided Radiofrequency Ablation of an Insulinoma

P3891. (S3220). Novel Technique for EUS-Guided Endoscopic Gastroenterostomy: The Dual Scope Method

P3892. (S3221). EBACS (Endoscopic Bypass of Abscess With Covered Stent)

P3893. (S3222). Centering and Anchoring Approach to Endoscopically Manage Non-Healing PEG Site Fistula

P3894. (S3223). Management of Gastrojejunal Obstruction Using Coupled Fully Covered Self Expanding Metal Stents

ESOPHAGUS

Standard Study

P3895. (S673). Esophageal Motility in Patients With Primary Hyperparathyroidism

P3896. (S674). Efficacy and Safety of Radiofrequency Ablation in Management of Patients With Low-Grade Dysplasia in Barrett's Esophagus: A Systematic Review and Meta-Analysis

P3897. (S675). Esophagogastric Junction Outflow Obstruction: An Investigation of Ancillary Diagnostics Among Patients Meeting Manometric Criteria

P3898. (S676). A Comparison of the 3 Subtypes of Achalasia Using High Resolution Manometry, Timed Barium Esophagram, and EndoFLIP

P3899. (S677). Variability in Time to Surveillance Endoscopy for Eosinophilic Esophagitis and Impact on Treatment Outcomes

P3900. (S678). Identifying the Prevalence of Barrett's Esophagus and Esophageal Adenocarcinoma Screening Rates Based on the 2022 AGA Screening Guidelines in a Population Undergoing Screening Colonoscopies

P3901. (S679). Efficacy of Dupilumab on Facilitated Food Introduction in Eosinophilic Esophagitis

★ *Presidential Poster Award*

P3902. (S680). Functional Luminal Imaging Probe (FLIP) Parameters Can Be Used to Classify Cause of Treatment Failure in Achalasia

P3903. (S681). Identifying Predictors of On-Time Surveillance in Patients With Barrett's Esophagus Post-Endoscopic Eradication Therapy

P3904. (S682). Esophageal Foreign Body Impaction Followed by Immediate Dilatation Is Not Associated With an Increased Risk of Esophageal Perforation: A Systematic Review With Meta-Analysis

P3905. (S683). Racial Differences in Incidence and Prevalence of Barrett's Esophagus

P3906. (S684). Interobserver Variability in the Endoscopic Grading of the Z-Line: A Single-Center Study

P3907. (S685). The Relationship Between Eosinophilic Esophagitis and Autism Spectrum Disorder in Adult Patients

P3908. (S686). Risk Factors Contributing to Post POEM GERD: A Single Center Cohort Observation Over One Decade

P3909. (S687). Timing and Durability of Dysphagia Symptom Response to Dupilumab in Patients With Eosinophilic Esophagitis: Post-Hoc Analysis of Part C of the LIBERTY EoE TREET Study

★ *Presidential Poster Award*

P3910. (S688). Improvements In Histologic, Symptomatic, and Endoscopic Aspects of Eosinophilic Esophagitis are Maintained, or Continue to Improve, With Long-Term Dupilumab Treatment Regardless of Prior Esophageal Dilatation

★ *Presidential Poster Award*

P3911. (S689). Efficacy and Pharmacokinetic Results From Ongoing Dose Escalation in RESOLVE, a Phase 1b/2a Study of EP-104GI (Extended-Release Fluticasone Propionate Intra-Esophageal Injection) for Eosinophilic Esophagitis

P3912. (S690). Predictors of Patients Receiving No Medication for Treatment of Eosinophilic Esophagitis in the United States: Data from the TARGET-EGIDS Cohort

P3913. (S691). Gastroparesis in Patients With Eosinophilic Gastrointestinal Diseases is Associated With Increased Symptoms and Comorbid Conditions

P3914. (S692). Effect of Budesonide Oral Suspension on Dysphagia Symptom Outcomes in Patients With Eosinophilic Esophagitis: A Pooled Post Hoc Analysis of Data From a Phase 2 and a Phase 3 Trial

P3915. (S693). Effect of Budesonide Oral Suspension on Dysphagia Symptom Resolution and Time to First Dysphagia Symptom Response in Eosinophilic Esophagitis: Post Hoc Analysis of Phase 2 and Phase 3 Placebo-Controlled Trials

P3916. (S694). An Association Between Lymphocytic Esophagitis and Inflammatory Bowel Disease: Fact or Fiction?

NOTE: All accepted abstracts will appear in the Supplement to the October 2024 issue of the *AJG*. The supplement IDs are listed in parentheses after the poster ID.

POSTER PRESENTATIONS

TUESDAY, OCTOBER 29, 10:30 AM - 4:00 PM

P3917. (S695). Topical Steroids in Lymphocytic Esophagitis: Worthy of the Prior Authorization?

P3918. (S696). Comparison of Symptomatology, Risk Factors, and Endoscopic Findings Between Lymphocytic Esophagitis (LyE) and Eosinophilic Esophagitis (EoE): A Retrospective Cross-Sectional Study

P3919. (S697). Lymphocytic Esophagitis: A Retrospective Multicenter Cohort Study on Natural History, Clinical Profile, and Outcomes

P3920. (S698). The Association Between Eosinophilic Esophagitis and 5-Year Cardiovascular Risk: A Propensity Score-Matched Analysis From the Global Federated Health Research Network

P3921. (S699). GLP-1 Receptor Agonists Are Associated With Decreased Esophageal Cancer Risk in Type 2 Diabetes Patients Compared to Other Anti-Diabetic Therapy

P3922. (S700). Endoscopic Response to Topical Steroids as Measured by the Eosinophilic Esophagitis Endoscopic Reference Score Is Associated With a Need for Fewer Future Esophageal Dilations

P3923. (S701). Endoscopic Findings and Intervention Outcomes in Patients With Fanconi Anemia and Esophageal Dysplasia

P3924. (S702). Risk-Aligned Management Guided by the Tissue Systems Pathology Test Can Improve Health Outcomes in Barrett's Esophagus and Reduce Healthcare-Associated Costs

★ *Presidential Poster Award*

P3925. (S703). A Protocol to Manage Esophageal Food Impaction

P3926. (S704). Robotic-Assisted Versus Video-Assisted Minimally Invasive Surgery for Esophageal Cancer: An Updated Systematic Review, Meta-Analysis and Trial Sequential Analysis

P3927. (S705). The Efficacy of Antireflux Mucosectomy (ARMS) and Antireflux Mucosal Ablation (ARMA) for Gastroesophageal Reflux Disease (GERD) by 24-Hour pH Monitoring: Systematic Review and Meta-Analysis

P3928. (S706). Marked Improvement in Esophageal Food Impaction Biopsy Rate (FIBR) After Implementation of a Multicenter Behavioral Intervention

P3929. (S707). Differences in Clinical Presentation and Treatment Response of Patients With Eosinophilic Esophagitis Complicated by Symptoms of Esophageal Food Impaction

P3930. (S708). Efficacy of Transoral Incisionless Fundoplication (TIF) vs Nissen Fundoplication for Gastroesophageal Reflux (GERD): A Systematic Reviews and Meta-Analyses

P3931. (S709). Factors Influencing Physician Consultation in Retrograde Cricopharyngeus Dysfunction (R-CPD): The Role of Symptom Severity and Social Implications

P3932. (S710). Topical Steroid Maintenance Therapy for Eosinophilic Esophagitis May Still Be Too Hard a Pill to Swallow: A Systematic Review and Meta-Analysis

P3933. (S711). Trends in Mortality Among Older Adults with Esophageal Carcinoma in the United States: A CDC WONDER Database Analysis

P3934. (S712). A Retrospective Case Control Study of Non-Dysplastic Barrett's Esophagus Patients Using an Epigenetic Prognostic Test

P3935. (S713). Incidence of Esophageal Foreign Body Impaction Following COVID-19 Pandemic

P3936. (S714). Racial Differences in End-of-Life Care Among Patients with Esophageal Cancer in the United States

P3937. (S715). Cendakimab Exhibits Robust Anti-Fibrotic Effects by Inhibiting IL-13R α 2 Signaling

★ *Presidential Poster Award*

P3938. (S716). Real-World Effectiveness of Dupilumab in Eosinophilic Esophagitis: A Systematic Review and Meta-Analysis

P3939. (S717). Middle Term Outcome of Z-POEM and D-POEM For Treatment of Esophageal Diverticula: A Single Center Experience

P3940. (S718). The Use of Antidepressants in Patients With Depression Increases the Risk of Gastroesophageal Reflux Disease and Disease Severity

P3941. (S719). Assessing the Accuracy of Responses by the Language Model ChatGPT 4.0 to Questions Regarding Barrett's Esophagus

P3942. (S720). Not So Fast: No Connection Between Gastroparesis and Reflux

P3943. (S721). Evaluation of Adverse Events of Dupixent When Used for Eosinophilic Esophagitis- A Pharmacovigilance Study From FAERS Database

P3944. (S722). Maintaining Low Eosinophil Counts With Stepdown Dupilumab Among Pediatric EoE Patients

P3945. (S723). Postoperative Causes of Esophagitis in Renal Transplant Recipients

P3946. (S724). Reducing Proton Pump Inhibitor Overuse Through PPI De-Prescription: A Primary Care Quality Improvement Project

P3947. (S725). Racial Disparity in Barrett's Esophagus Screening in Qualifying Females: A Nationwide Analysis

P3948. (S726). Racial Disparity in Barrett's Esophagus Screening in Qualifying Males: A Nationwide Analysis

P3949. (S727). GLP-1 RA Use in Patients with T2DM is Associated with Lower Risk of Esophageal Cancer: A National Analysis

ESOPHAGUS

Clinical Vignettes/Case Reports

P3950. (S3405). Actinomycosis Esophageal Ulcer in an AIDS patient

P3951. (S3406). Diverse Presentations and Diagnostic Challenges in Cytomegalovirus (CMV) Esophagitis: A Case Series

P3952. (S3407). An Infrequent Finding on Endoscopy: A Case of Squamous Papilloma

P3953. (S3408). Esophageal Thermal Injury After Atrial Fibrillation Ablation

P3954. (S3409). A Case of Dysphagia due to an Aberrant Right Subclavian Artery: Dysphagia Lusoria

P3955. (S3410). A Rare Case of Pancreatic Cancer Causing Secondary Achalasia

P3956. (S3411). A Case of Co-Existing Eosinophilic Esophagitis and Type II Achalasia

P3957. (S3412). Dysphagia Aortica in an Elderly Patient: A Diagnostic and Therapeutic Challenge for Endoscopists

P3958. (S3413). Boerhaave Syndrome with Extensive Surgical Emphysema and its Spontaneous Resolution: A Case Report

P3959. (S3414). Metastatic Esophageal Adenocarcinoma in a Healthy 19-Year-Old Female

★ *Presidential Poster Award*

NOTE: All accepted abstracts will appear in the Supplement to the October 2024 issue of the *AJG*. The supplement IDs are listed in parentheses after the poster ID.

POSTERS
TUESDAY

POSTER PRESENTATIONS

TUESDAY, OCTOBER 29, 10:30 AM - 4:00 PM

P3960. (S3415). Glyphosate Ingestion Leading to Boerhaave Syndrome: A Dangerous Consequence

P3961. (S3416). Unexpected Visitors: A Primary Esophageal Melanoma

P3962. (S3417). A Case of Esophageal Neuroendocrine Tumor in an Elderly Man: Diagnostic and Therapeutic Challenges

P3963. (S3418). Acute Esophageal Necrosis: A Case Report on Management and Complications

P3964. (S3419). Herpes Esophagitis Presenting as an Upper Gastrointestinal Bleed in an Immunocompetent Geriatric Male

P3965. (S3420). A Rare Case of Metastatic Primary Esophageal Squamous Cell Carcinoma to the Small Intestine

P3966. (S3421). A Rare Case of High-Grade Neuroendocrine Carcinoma in the Setting of Barrett's Esophagus

P3967. (S3422). A Rare Case of Candida Esophagitis Complicated by Esophageal-Pleural Fistula in a Patient With Multiple Comorbidities

P3968. (S3423). Application of Artificial Intelligence to Risk Stratify Non-Dysplastic Barrett's Esophagus

P3969. (S3424). A Case of Benign Spontaneous Pneumomediastinum

P3970. (S3425). A Bump in the Esophagus: A Case of an Esophageal Granular Cell Tumor

P3971. (S3426). Nothing by Mouth, Literally: Variceal Banding Complication

P3972. (S3427). A Rare Case of Pseudoachalasia Secondary to Mullerian Malignancy

P3973. (S3428). An Exceedingly Rare Case of Acquired Bronchoesophageal Fistula Caused by Food Bolus Impaction

P3974. (S3429). CMV Esophagitis Progressing to Severe Stricture Disease Despite Treatment

P3975. (S3430). An Incidental Finding: Distal Esophageal Thickening and Middle Mediastinal Venous Malformation With Communicating Vein to the Left Atrium

P3976. (S3431). Unmasking an Obstructive Esophageal Mass: A Rare Case of Esophageal Epithelioid Angiosarcoma Diagnosed With EUS-Guided Biopsy

P3977. (S3432). Esophageal Fordyce Spots (EFS) - Ectopic Esophageal Sebaceous Glands (EESG)

P3978. (S3433). A Rare Case of Multiple Esophageal Leiomyomas

P3979. (S3434). A Silent Risk: a Case of Esophageal Epidermoid Metaplasia

P3980. (S3435). From Bad to Worse: Isolated Severe Esophageal Lichen Planus, Treated With Tacrolimus, Complicated by Esophageal Perforation

P3981. (S3436). Esophageal Papilloma: An Unusual Presentation as a Large Obstructive Esophageal Mass

P3982. (S3437). Recurrent Esophageal Dilation in Patients With Refractory Esophageal Strictures

P3983. (S3438). A Rare Case of Esophageal Leiomyosarcoma Presenting With Dysphagia and Chest Pain: A Case Report

P3984. (S3439). Dual HSV/*H. pylori* Infection Mimicking an Esophagopleural Fistula: A Case Report

P3985. (S3440). Rare Presentation of Immune Checkpoint Inhibitor Esophagitis: A Case Report

P3986. (S3441). Esophageal Dysmotility in a Patient With Charcot-Marie-Tooth Disease

P3987. (S3442). An Incidental Case of Esophageal Submucosal Gland Duct Adenoma

P3988. (S3443). Incidental Endoscopic Finding: Esophageal Lymphangioma

P3989. (S3444). Esophageal Squamous Cell Carcinoma Presenting as a Tracheoesophageal Fistula: Clinical Insights From a Case Report

P3990. (S3445). Plummer Vinson Syndrome with *Helicobacter pylori* Infection in a Young Hispanic Woman

P3991. (S3446). Like Daughter, Like Mother: A Familial Case of Achalasia

P3992. (S3447). Successful Cryoablation for Refractory High Grade Dysplasia in Squamous Cell Carcinoma of Esophagus

P3993. (S3448). The Role of Endoscopy in Aortoenteric Fistula Diagnosis

P3994. (S3449). Dieulafoy's Lesion of the Dilated Esophagus Due to Achalasia

P3995. (S3450). Cicatricial Pemphigoid Presenting With Odynophagia

P3996. (S3451). Barolith Esophageal Impaction in Achalasia: A Unique Complication

P3997. (S3452). A Case of Esophageal Stricture Dilation Leading to Complete Heart Block in a Patient With Deglutition Syncope

P3998. (S3453). Jackhammer Esophagus and Altoids: Peppermint Oil for Symptomatic Relief in Hypercontractile Esophagus

P3999. (S3454). Enucleating the Imposter: Pseudoachalasia due to a Benign Leiomyoma

P4000. (S3455). Eosinophilic Esophagitis in a Patient Who Received Immune Checkpoint Inhibitors

P4001. (S3456). More Than GERD: Unusual Histologic Findings of Lichenoid Esophagitis

P4002. (S3457). A Rare Case of Esophageal Dysphagia as the Presenting Symptom of Anti-IgLN5 Disease

P4003. (S3458). Esophageal Adenocarcinoma Arising From Polypoid Dysplasia in Barrett's Esophagus: A Rare Sequelae

P4004. (S3459). An Obscure Case of Dysphagia

P4005. (S3460). Dysphagia Dilemmas: Unraveling Dysphagia Aortica in the Presence of a Cricopharyngeal Bar in an Elderly Woman

P4006. (S3461). The Devil is in the Details: An Esophageal Inlet Patch Harboring Adenocarcinoma

P4007. (S3462). Pembrolizumab Associated Acute Esophageal Necrosis

P4008. (S3463). An Unusual Presentation of HSV Esophagitis

P4009. (S3464). Slumber Surprise: A Case of Tissue Paper Consumption During Somnambulism Causing Obstructive Symptoms

P4010. (S3465). A Case of Esophageal-Bronchial Fistula Presenting as Dysphagia

P4011. (S3466). Eosinophilic Esophagitis With Rare Ascitic Presentation: A Case Report

P4012. (S3467). Acute Phlegmonous Esophagitis: A Rare Case Report

★ *Presidential Poster Award*

P4013. (S3468). Another Cause for Mallory-Weiss Tear: Transesophageal Echo During CABG

NOTE: All accepted abstracts will appear in the Supplement to the October 2024 issue of the *AJG*. The supplement IDs are listed in parentheses after the poster ID.

POSTER PRESENTATIONS

TUESDAY, OCTOBER 29, 10:30 AM - 4:00 PM

P4014. (S3469). Kommerell Diverticulum as a Rare Cause of Adult Esophageal Dysphagia

★ *Presidential Poster Award*

P4015. (S3470). Positive Gastric Emptying Study: Gastroparesis or Achalasia?

P4016. (S3471). A Rare Case of a Mixed Neuroendocrine Carcinoma of the Esophagus

P4017. (S3472). Primary Esophageal Malignant Melanoma: A Rare Endoscopic Finding

P4018. (S3473). A Rare Case of Esophageal to Bronchial Fistula in a Patient With Undiagnosed Esophageal Cancer

P4019. (S3474). Ferrous Sulfate-Induced Esophagitis Dissecans Superficialis: A Case Report

P4020. (S3475). Melanoma is More Than Skin Deep: A Rare Case of Primary Melanoma of the Esophagus

P4021. (S3476). Herniation Two Years After Nissen Fundoplication: A Case Report

P4022. (S3477). Double Barrel Esophagus in a Patient with Longstanding Retained Foreign Body

P4023. (S3478). Dilation Despite Remission: Endoflip-Guided Esophageal Dilation Resolves Symptoms in Eosinophilic Esophagitis Patient

P4024. (S3479). An Incidental Finding of Esophageal Epidermoid Metaplasia

P4025. (S3480). Corrosive Consequences: Cleaning Up After Caustic Ingestion

P4026. (S3481). A Rare Case of Esophageal Epidermoid Metaplasia and Its Implications on Dysphagia and Malignant Potential

P4027. (S3482). Acute Eosinophilic Appendicitis (AEA) Unmasking Eosinophilic Gastrointestinal Disorder (EGID) in a Misdiagnosed Case!

P4028. (S3483). Colonic Tubular Adenoma Causing Obstruction Within a Colonic Interposition

P4029. (S3484). Acute Esophageal Necrosis: A Rare Case With an Unusual Challenge

P4030. (S3485). A Case of Acute Esophageal Necrosis

P4031. (S3486). Complete Esophageal Lumen Obliteration as a Post-Radiation Side Effect: A Case Report

P4032. (S3487). A Rare Case of Symptomatic Esophageal Squamous Papilloma

P4033. (S3488). Esophageal Intramural Pseudo-Diverticulosis Associated With Eosinophilic Esophagitis

P4034. (S3489). Lymphocytic Esophagitis: A Zebra Diagnosis Associated With Noncardiac Chest Pain

P4035. (S3490). A Case of the Bright Blue Esophagus: A Rare Endoscopic and Histopathologic Finding

P4036. (S3491). Behind the Swallow: Unraveling Dysphagia Lusoria with Esophageal Manometry

P4037. (S3492). Esophageal Stenting for Acute Refractory Esophageal Variceal Bleeding: Opening a Bridge to Definitive Therapy

P4038. (S3493). Circumferential Esophageal Gastric Inlet Patch Resulting in Upper Esophageal Stricture

P4039. (S3494). Endoscopic Finding of Esophageal Tissue Injury Due to Button Battery Ingestion

P4040. (S3495). Esophagitis Dissecans Masquerading as a Foreign Object

FUNCTIONAL BOWEL DISEASE

Standard Study

P4041. (S800). Auricular Neurostimulation Improves Abdominal Pain, Nausea, Psychological Functioning, and Sleep in Patients Over 18 Years of Age

P4042. (S801). Dose-Related Effects of Ricinoleic Acid (Castor Oil) on Gut Permeability in Healthy Participants: Provocative Test for Treatments Aimed at Restoring Barrier Function

P4043. (S802). Evaluating Equity in Clinical Trial Accessibility: A Systematic Review of Demographic, Socioeconomic, and Educational Disparities in IBS Drug Trials

★ *Presidential Poster Award*

P4044. (S803). Recent Findings on Clinical and Economic Outcomes of Cyclic Vomiting Syndrome: An Analysis of the National Inpatient Database

P4045. (S804). Variability in Practices, Policies, and Onboarding at Gastrointestinal Motility Laboratories in the USA

P4046. (S805). Optimizing Clinical Outcomes: The Efficacy of Biofeedback Therapy (BFT) in Managing Resistant Fecal Incontinence

P4047. (S806). Pilot Study of Crofelemer for Functional Diarrhea

★ *Presidential Poster Award*

P4048. (S807). Psychological Distress Does Not Explain the Association Between Some Disorders of Gut Brain Interaction and Eating Disorders Among Primary Care Patients

P4049. (S808). Timing of the Onset of Disorders of Gut Brain Interaction and Eating Disorders in Over 1,000 Patients in Primary Care

P4050. (S809). Gastric Emptying Scintigraphy: Understanding Nuclear Medicine's Real World Clinical Practice

P4051. (S810). The Comparative Influence of Stress and Diet as Triggers for IBS: A Cross-Sectional Study

P4052. (S811). Utilizing Anorectal Parameters in Pelvic Floor Dyssynergia to Predict Parkinson's Disease With Implications for Response to Biofeedback

P4053. (S812). Prevalence of IBS and Associated Factors in Healthcare Students and Residents in San Antonio

P4054. (S813). Artificial Intelligence as a Transforming Factor in Motility Disorders - Automatic Detection and Differentiation of Motility Patterns in High-Resolution Anorectal Manometry

P4055. (S814). Long-Term Outcomes of Patients With Cyclic Vomiting Syndrome Treated at an Academic Motility Center

P4056. (S815). Diabetic and Idiopathic Etiologies of Gastroparesis Have Very Different Long-Term Prognosis

P4057. (S816). Factors Predicting Patient Follow-Up in Clinic After Anorectal Manometry in a Community Hospital

P4058. (S817). Peripherally Acting U-Opioid Receptor Antagonists Are Underutilized in Opioid-Induced Constipation

P4059. (S818). Fodzyme at Its Finest: A Case Series Exploring a New Option for IBS Patients

P4060. (S819). Disorder of Brain-Gut interaction: A Single Institution Report of Healthcare Utilization Patterns

P4061. (S820). Metabolomic Profiling Reveals Alterations in Butyrate Metabolism Associated With Anxiety in Working Adults

P4062. (S821). Demographic Disparities of Clinical Trials Focused on Functional Gastrointestinal Disorders

POSTER PRESENTATIONS

TUESDAY, OCTOBER 29, 10:30 AM - 4:00 PM

P4063. (S822). Prevalence of Bile Acid Malabsorption in IBS-D Patients: Systematic Review and Meta-Analysis

P4064. (S823). Kiwifruit and Kiwifruit Extracts for Treatment of Constipation in Healthy Plus Functional Constipation Including Irritable Bowel Syndrome Type Constipation Patient: A Meta-Analysis

P4065. (S824). Prevalence of Fecal Incontinence and Quality of Life in the General Population Versus Patients With IBS

P4066. (S825). Association Between Rosacea and Gastrointestinal Disorders: A Single-Center Retrospective Cohort Study

P4067. (S826). The Association of Irritable Bowel Syndrome With Improved Clinical Outcomes in Upper Gastrointestinal Bleeding

P4068. (S827). Global Insights: Glucagon-Like Peptide-1 Receptor Agonists are Linked to Gastrointestinal Functional Disorders

★ *ACG Outstanding Research Award in the Functional Bowel Disease Category (Trainee)*

★ *Presidential Poster Award*

P4069. (S828). Crofelemer Improves Symptoms of Chronic Idiopathic Diarrhea

P4070. (S829). Comparative Effectiveness of Botox Injections versus G-POEM in the Management of Gastroparesis: A Retrospective Cohort Analysis

P4071. (S830). Comparison of Weekday and Weekend Dietary, Symptom, and Breath Gas Profiles in Adults With GI Symptoms

P4072. (S831). Gastrointestinal Neuroendocrine Tumors: Rising Pathology in Females and Young Adults

P4073. (S832). Impact of Weight on the Efficacy, Time to Response, and Safety of Linaclotide in Adults With Chronic Idiopathic Constipation or Irritable Bowel Syndrome With Constipation: Post Hoc Descriptive Analysis by Body Mass Index

P4074. (S833). How Valuable is an Electronic Stool Diary App in the Management of Chronic Idiopathic Constipation (CIC) When Using the Vibrating Capsule (VC)

FUNCTIONAL BOWEL DISEASE

Clinical Vignettes/Case Reports

P4075. (S3509). A Case of Chronic Infection with *Yersinia enterocolitica* Misdiagnosed as Irritable Bowel Syndrome: A Case Report

P4076. (S3510). Anti-DPPX Encephalitis: What Gastroenterologists Need to Know

P4077. (S3511). Paraneoplastic Diarrhea in Lung Adenocarcinoma: Is Chromogranin A the Mediator?

P4078. (S3512). What Happens in Vagus: A Case Series of Three Pain-Predominant DGBI Managed With Transauricular Vagal Nerve Stimulation

P4079. (S3513). A Rare Case of Symptomatic Gastrointestinal Delusional Parasitosis

P4080. (S3514). Diagnostic and Therapeutic Challenges in Hypereosinophilic Syndrome

P4081. (S3515). Long-Term Efficacy and Safety of Fecal Microbiota Transplantation for Irritable Bowel Syndrome

★ *Presidential Poster Award*

GENERAL ENDOSCOPY

Standard Study

P4082. (S910). Will a Visual Aid Improve Colonoscopy Bowel Preparation in Hospitalized Patients? A Pilot Study

P4083. (S911). Impact of Fellow Involvement on Detection of Sessile Serrated Polyps During Colonoscopy

P4084. (S912). The Link Between Trainee Participation in Colonoscopy Procedures and Quality Metrics

P4085. (S913). Does the Timing of Colonoscopy Impact the Detection of Sessile Serrated Polyps for Fellowship Trainees?

P4086. (S914). Assessing the Effectiveness of Texture and Color Enhancement Imaging (TXI) Versus White-Light Endoscopy (WLE) in Detecting Gastrointestinal Lesions: A Comprehensive Meta-Analysis

P4087. (S915). Comparison of Red Dichromatic Imaging With Standard White Light Imaging in Hemostatic Treatment During Endoscopic Interventions: A Systematic Review and Meta-Analysis

P4088. (S916). Impact of a Standardized Inpatient Bowel Prep Order Set on Adequacy of Bowel Preparation for Colonoscopy

P4089. (S917). Utilization of Scheduled Simulator Based Endoscopy Training Enables Sustained Improvement of Key Endoscopic Skills

P4090. (S918). The Impact of GLP-1 Receptor Agonists on Upper and Lower GI Endoscopy: A Systematic Review and Meta-Analysis

P4091. (S919). Debunking Endoscopy Myths: GLP1-RA Use and GI Symptoms Do NOT Predict Bowel Preparation Success

P4092. (S920). Clear Liquid Diet and Colonoscopy Bowel Preparation Are Effective in Eliminating Retained Gastric Contents in Those on GLP1-RA Agents Undergoing Endoscopic Procedures

P4093. (S921). Impact of Glucagon-Like Peptide-1 Receptor Agonist (GLP-1 RA) Use on Retained Gastric Contents and Adverse Events With Upper Endoscopy: A Systematic Review and Meta-Analysis

P4094. (S922). Decrease Risk of Intubation and Aspiration Pneumonia Associated with Endoscopic Procedure Among Patients on Glucagon-Like Peptide 1 Receptor Agonists

P4095. (S923). Sports Fans and the GI Lab: Analyzing Show Rates for Colonoscopies and EGDs After Football Games

P4096. (S924). A Comparison of Distal Attachment Devices, Artificial Intelligence, and Standard Colonoscopy for Adenoma Detection Rate and Withdrawal Times: Advantage or Hindrance

P4097. (S925). EGD Outcomes in Patients Receiving GLP-1 Receptor Agonists

P4098. (S926). Prevalence of Autoimmune Gastritis Among Dyspepsia Patients in a Country With a Low Prevalence of *Helicobacter pylori* Infection

P4099. (S927). Risk of Gastric Food Retention With Glucagon-like Peptide 1 Receptor Agonists VS Diabetes Mellitus: A Case-Control Study From a Large Tertiary Care Health System

P4100. (S928). –Long-Term Follow Up Data from a Prospective Quality Improvement Intervention for the Prevention of Corneal Abrasions During Endoscopic Procedures in the Post-COVID-19 Era

P4101. (S929). Characterization of Video Capsule Endoscopy Use for the Evaluation of Iron Deficiency Anemia

P4102. (S930). Colonic Insufflation Management Using a Custom Flexible Rectal Seal

P4103. (S931). Glucagon-Like Peptide-1 Receptor Agonists (GLP-IRAs) and Upper Endoscopy: A Real World Experience

POSTER PRESENTATIONS

TUESDAY, OCTOBER 29, 10:30 AM - 4:00 PM

- P4104. (S932).** Outcomes of Endoscopic Procedures in Patients With High-Risk Cardio-Pulmonary Disease: A Population-Based Study
- P4105. (S933).** Efficacy and Safety of Polyethylene Glycol Alone vs Combined Polyethylene Glycol and Linaclotide as Colonoscopy Preparation Regimens: A Systematic Review and Meta-Analysis
- P4106. (S934).** Iron Deficiency Anemia vs Iron Deficiency Without Anemia: A Difference in Endoscopic Management?
- P4107. (S935).** The Impact of Glycemic Control on Bowel Preparation Quality in Diabetic Patients
- P4108. (S936).** The Role of Prediabetes in Bowel Preparation Quality
- P4109. (S937).** Iron Deficiency Anemia With a Negative Endoscopic Workup: The Hidden Hand of Cameron Lesions
- P4110. (S938).** Evaluating the Impact of Irritable Bowel Syndrome on Clinical Outcomes in Lower Gastrointestinal Bleeding
- P4111. (S939).** Improving Bowel Preparation Quality in Diabetics: The Double Dose Preparation Initiative
- P4112. (S940).** Barriers to Endoscopy Completion in a Safety Net Hospital
- P4113. (S941).** Sex Disparities in Short-Term Complications of Patients Admitted for Hemorrhagic Dieulafoy Lesion of Stomach and Duodenum and Underwent Esophagogastroduodenoscopy
- P4114. (S942).** An Artificial Intelligence Stool Burden Index Can Distinguish Bowel Preparation Quality Between Different Cleansing Regimens
- P4115. (S943).** Outcomes of Endoscopy in Patients With Glanzmann Thrombasthenia: A Systematic Review
- P4116. (S944).** Nasopharyngeal MRSA Carriage and Risk of PEG-Related Infection: A Systematic Review and Meta-Analysis
- P4117. (S945).** Diagnostic Yield of Gastric Biopsies for *H. pylori*
- P4118. (S946).** Performance Metrics of a Novel Single-Use Therapeutic Gastroscope
- P4119. (S947).** Articulation of Single-Use and Reusable Therapeutic Gastroscopes
- P4120. (S948).** Number of Biopsies Taken for Celiac Disease is Associated With Specialty and Centre: A Quality Review
- P4121. (S949).** Does Taking More Endoscopic Images Impact Adenoma Detection? A Quality Improvement Initiative at Our Tertiary Hospital

GENERAL ENDOSCOPY

Clinical Vignettes/Case Reports

- P4122. (S3588).** Endoscopic Treatment of a Fecaloma Causing Large Bowel Obstruction in a 66-Year-Old Male
- P4123. (S3589).** Bleeding Duodenal Varices in a Patient with Hepatocellular Cancer - A Challenge in Management
- P4124. (S3590).** Trichuriasis Presenting With Severe Anemia and Melena: A Case Report
- P4125. (S3591).** Unravelling the Enigma: Cronkhite - Canada Syndrome
- P4126. (S3592).** Gastrojejunalic Fistula Formation After EUS-GJ
- P4127. (S3593).** When Vessels Speak: Understanding Aorto-Esophageal Fistula and Its GI Consequences
- P4128. (S3594).** Gastric Ulcer Disease Presenting as Acute Pancreatitis

- P4129. (S3595).** Endoscopic Ultrasound Drainage of a Mediastinal Abscess - A Case Report
- P4130. (S3596).** Recognizing and Managing Artifact Arrhythmias in the Endoscopy Suite: A Case of New Onset Atrial Flutter During Time out for EGD in a Patient with Celiac Disease and Deep Brain Stimulator for Parkinson's Disease
★ *Presidential Poster Award*
- P4131. (S3597).** Bleeding Isolated Gastric Varices Secondary to Splenic Vein Thrombosis Successfully Treated With Sclerotherapy Using Ethanolamine Oleate: A Case Report
- P4132. (S3598).** The Gut Feeling: Unraveling the Quest for the Origin of Tumor Marker
- P4133. (S3599).** Portal Hypertensive-Polypoid Enteropathy in Cirrhosis: A Case Report
- P4134. (S3600).** Appendiceal Adenocarcinoma Diagnosed via Colonoscopy and Biopsy of the Appendiceal Orifice
- P4135. (S3601).** Sapphire Shadows: A Case Series Describing Unusual Ileal Discoloration in a Veteran Population
- P4136. (S3602).** Endoscopic Ultrasound Surveillance of Low-Risk Small Gastrointestinal Stromal Tumors
- P4137. (S3603).** Dangerous Stuff-ing: Upper Endoscopy to Retrieve Concealed Illicit Drugs
- P4138. (S3604).** Gastric Perforation and Tension Capnoperitoneum Following Hemostatic Powder Spray Application
- P4139. (S3605).** Asymptomatic Intestinal Spirochetosis Associated With Mucosal Abnormalities Discovered on Screening Colonoscopy
- P4140. (S3606).** Leiomyoma of the Ascending Colon: An Uncommon Lesion in an Uncommon Location
- P4141. (S3607).** From Polyp to Pathogen: Atypical MAC Infection Presentation on EGD
- P4142. (S3608).** Can't Get the GIST of Things: Difficulty Diagnosing and Managing a Bleeding Tumor
- P4143. (S3609).** Precipitating Paralysis: An Unexpected Complication After Endoscopy
- P4144. (S3610).** The Show Must Go On: Endoscopic Removal of Cloacogenic Polyp in an Opera Singer
- P4145. (S3611).** A Collaborative Endoscopic-Surgical Approach to Sigmoid Volvulus Caused by Peritoneal Metastases
- P4146. (S3612).** Rare Manifestation of Prostate Cancer in the Stomach
- P4147. (S3613).** A Rare Case of Peritoneal Carcinomatosis From Primary Uveal Melanoma
- P4148. (S3614).** Endoscopic Use of New Short Bend ESD Colonoscope in Patients With Failed Colonoscopy: A Pilot Study
★ *Presidential Poster Award*
- P4149. (S3615).** Transhepatic Percutaneous Gastrostomy Tube Placement: Complications and Considerations Prior to Endoscopy
- P4150. (S3616).** Unique Endoscopic Variations of Asymptomatic Segmental Colitis Associated with Diverticulosis (SCAD): A Case Report
- P4151. (S3617).** Amyloidosis: A Rare Cause of Pan-Dysmotility

NOTE: All accepted abstracts will appear in the Supplement to the October 2024 issue of the *AJG*. The supplement IDs are listed in parentheses after the poster ID.

POSTER PRESENTATIONS

TUESDAY, OCTOBER 29, 10:30 AM - 4:00 PM

- P4152. (S3618).** A Rare Presentation of Gastrointestinal Manifestations in Eosinophilic Granulomatosis With Polyangiitis: A Case Report
- P4153. (S3619).** A Rare Case of Gastrointestinal Manifestations of Systemic Sclerosis: Esophageal Stricture With Concurrent Small Bowel Involvement
- P4154. (S3620).** Down to the Wire: An Esophageal Foreign Body
- P4155. (S3621).** Endoscopic Band Ligation as a Temporary Measure to Achieve Hemostasis in Isolated Gastric Varices
- P4156. (S3622).** From Gastroesophageal Reflux to Gastric Pseudomelanosis: A Rare Complication of Chronic Proton Pump Inhibitor Use
- P4157. (S3623).** A Case of Foreign Body Ingestion: Tongue Ring

GI BLEEDING

Standard Study

- P4158. (S1014).** Comparison of Prophylactic Transcatheter Arterial Embolization and Standard Therapy in High-Risk Non-Variceal Upper Gastrointestinal Bleeding: A Systematic Review and Meta-Analysis
- P4159. (S1015).** Healthcare Utilization, Risk Factors, and 30-Day Readmission of Patients With Non-Variceal Upper Gastrointestinal Bleeding in Prosthetic Cardiac Valves on Anticoagulation
- P4160. (S1016).** Clinical Significance of Blood Urea Nitrogen as a Predictor of Delayed Bleeding After Endoscopic Submucosal Dissection for Gastric Neoplasm
- P4161. (S1017).** Diagnosis of GI Tract Cancers in New Onset Iron Deficiency Anemia in a National Retrospective Cohort (2005-2019)
- ACG Outstanding Research Award in the GI Bleeding Category**
★ *Presidential Poster Award*
- P4162. (S1018).** Ischemic Stroke Patients Bleed More: A Nationwide Inpatient Database Analysis
- P4163. (S1019).** Is Octreotide Adjunctive Therapy Advantageous in Non-Variceal Gastrointestinal Bleeding? A Systematic Review and Meta-Analysis
- P4164. (S1020).** Gastrointestinal Bleeding Trends in Hospitalized Adults With COVID-19 Across Waves
- P4165. (S1021).** A Retrospective Review: The Use of Fecal Occult Blood Testing for Evaluation of Acute/Chronic Blood Loss and Iron Deficiency Anemia Despite Secondary Diagnoses
- P4166. (S1022).** Do Patients With Bleeding PUD on Blood Thinners Have Higher Severity of Bleeding and Rebleeding Risk?
- P4167. (S1023).** Management and Outcomes of Gastric Varices: A Retrospective Study
★ *Presidential Poster Award*
- P4168. (S1024).** Early vs Late Bowel Preparation Administration for Suspected Acute Diverticular Bleeds
- P4169. (S1025).** Are Patient Outcomes Different for Colonoscopic Hemostasis of Stigmata of Hemorrhage Located in the Base vs the Neck of a Diverticulum?
- P4170. (S1026).** Efficacy and Safety of Somatostatin Analogue in Chronic Bleeding From Gastrointestinal Angiodysplasia: A Systematic Review and Meta-Analysis
- P4171. (S1027).** Inpatient Video Capsule Endoscopy Yield Increases After Implementation of Screening Form

- P4172. (S1028).** Clinical Characteristics and In-Hospital Mortality in Patients With Gastrointestinal Bleeding and Concomitant Acute Myocardial Infarction: A National Database Analysis From 2016 to 2019
- P4173. (S1029).** Outcomes of HIV Patients With Variceal Upper Gastrointestinal Bleeding in the United States; An Analysis From the National Inpatient Sample
- P4174. (S1030).** Demographic Differences in Outcomes for Hospitalizations With Lower Gastrointestinal Bleeding in the United States
- P4175. (S1031).** Characteristics of Upper Gastrointestinal Bleed Studies Registered in Clinicaltrials.gov – A Cross Sectional Analysis
- P4176. (S1032).** Can the FIB-4 Score Predict Rebleed in Cirrhosis? A Multi-Center, Retrospective Study in the Community Setting
- P4177. (S1033).** It Is Not Who You Are, It Is Where You Are: The Urban-Rural Divide in Non-Variceal Upper Gastrointestinal Bleeding Treatment Outcomes
- P4178. (S1034).** Intravenous Versus Oral Iron After Gastrointestinal Bleeding: A Systematic Review and Meta-Analysis of Randomized Controlled Trials
- P4179. (S1035).** The Impact of Proton Pump Inhibitors on the Efficacy and Safety of Dual Antiplatelet Therapy Following Intracranial and Carotid Artery Stent Placement: A Retrospective Cohort Study in an Underserved Community Hospital
- P4180. (S1036).** Paradoxical Disparities in Complications After Esophagogastroduodenoscopy for Upper Gastrointestinal Bleeding in Patients with Hearing Loss
- P4181. (S1037).** Racial Disparities in Patients With Non-Variceal Upper Gastrointestinal Bleeding in Patients According to a Large National Dataset
- P4182. (S1038).** Do Blood Thinners Affect Transfusion Requirements in Patients With Peptic Ulcer Disease?
- P4183. (S1039).** Clinical Outcomes in Lower Gastrointestinal Bleeding for Patients Admitted During the Weekend: An Analysis of the National Inpatient Sample 2016-2020
- P4184. (S1040).** Clinical Outcomes in Lower Gastrointestinal Bleeding for Patients Requiring Single vs Multiple Colonoscopies: An Analysis of the National Inpatient Sample 2016-2020
- P4185. (S1041).** The Impact of Hospital Size on the Outcomes of Patients Admitted with Esophageal Variceal Bleeding
- P4186. (S1042).** Single-Use vs Reusable Therapeutic Gastroscope Suctioning Ability
- P4187. (S1043).** Therapeutic Potential of Thalidomide in AVM-Related Gastrointestinal Bleeding: A Systematic Review

GI BLEEDING

Clinical Vignettes/Case Reports

- P4188. (S3764).** Rectosigmoid Intussusception Presenting With Rectal Bleeding: An Extremely Rare Cause of Acute Lower Gastrointestinal Bleeding in an Elderly Patient
- P4189. (S3765).** Overconfident With Over-the-Scope Clips (OTSC)

NOTE: All accepted abstracts will appear in the Supplement to the October 2024 issue of the *AJG*. The supplement IDs are listed in parentheses after the poster ID.

POSTER PRESENTATIONS

TUESDAY, OCTOBER 29, 10:30 AM - 4:00 PM

- P4190. (S3766).** A Bleeding Love Four Cats: A Rare Case of *Helicobacter heilmannii*
- P4191. (S3767).** Strongyloides Associated Gastrointestinal Bleeding in an Immunosuppressed patient
- P4192. (S3768).** A Dynamic Duodeno-Duodenal Intussusception: An Unusual Contributor to Anemia
- P4193. (S3769).** Gastric and Colonic Leiomyosarcoma: An Extremely Rare Cause of Occult GI Bleed
- P4194. (S3770).** A Case of Severe Hematochezia Induced by *Campylobacter jejuni* Infection
- P4195. (S3771).** A Case of Atypical Infectious Diarrhea in a Peritoneal Dialysis Patient
- P4196. (S3772).** Malignancy-Induced Hemophilia A in an Elderly Woman
- P4197. (S3773).** Rare Case of Symptomatic Meckel's Diverticulum in an Adult Male
- P4198. (S3774).** Anchor Pronged Through-the-Scope Clip Saves the Day: A Case of Hemorrhagic Shock due to Dieulafoy Lesion
- P4199. (S3775).** Hematemesis in a Patient With Aortic Stent Graft, Coincidence or Not?
- P4200. (S3776).** A Rare Metastatic Site on EGD: Renal Cell Carcinoma Metastasis to the Duodenum Presenting as Occult Gastrointestinal Bleed of Unclear Origin
- P4201. (S3777).** Peristomal Varices Causing GI Bleed
- P4202. (S3778).** Navigating Multi-Site Diverticular Hemorrhage: A Clinical Case Analysis
- P4203. (S3779).** GI Bleeding Due to Metastatic Melanoma to the Stomach
- P4204. (S3780).** Bean Bleeding: A Case of Blue Rubber Bleb Nevus Syndrome
★ *Presidential Poster Award*
- P4205. (S3781).** Getting to the GIST of the Acute Lower Gastrointestinal Bleed
- P4206. (S3782).** Fragmented Vessels: A Case Report and Literature Review of Segmental Arterial Mediolysis
- P4207. (S3783).** From Lifesaving to Life Threatening: Intravascular Embolization Coil Migration Resulting in Perforated Gastric Ulcer and Hemorrhagic Shock
- P4208. (S3784).** Uninvited Invader: Gastric Mucormycosis in a Non-Immunocompromised Patient
- P4209. (S3785).** When IBD is Not IBD: A Case of Lymphogranuloma Venereum Proctitis
- P4210. (S3786).** Challenges in the Management of Upper GI Bleeding in a Patient With Essential Thrombocythemia and Gastroesophageal Varices
- P4211. (S3787).** Bound for Trouble: Acute Sevelamer-Induced GI Bleeding in a Non-CKD Patient
- P4212. (S3788).** First Report of the Use of Succinic Anhydride and Oxidized Dextran to Treat a Duodenal Dieulafoy Lesion
- P4213. (S3789).** Melena as the Initial Presentation of Diffuse Large B-Cell Lymphoma with Gastrointestinal Tract Involvement
- P4214. (S3790).** GIST in Disguise: A Case of Hemorrhagic Shock
- P4215. (S3791).** Gastrointestinal Mucormycosis in an Immunocompetent Host
- P4216. (S3792).** Radiation Gastritis: A Rare Cause of Melena
- P4217. (S3793).** Life-Threatening Gastrointestinal Bleeding: A Rare Presentation of Prepyloric Gastrinoma
- P4218. (S3794).** Jejunal Diverticular Hemorrhagic Shock: A Case for Enterotomy Over Deep Enteroscopy
- P4219. (S3795).** Lower GI Bleed: A Rare Complication of Klippel-Trenaunay Syndrome
- P4220. (S3796).** Feeding on Blood: Hookworm Infection an Unexpected Cause of Overt Gastrointestinal Bleeding
- P4221. (S3797).** Turning Watermelon Into Grapes: GAVE Refractory to Endoscopic Management
- P4222. (S3798).** A Rare Case of Ileal Neuroendocrine Tumor Presenting With Gastrointestinal Bleeding
- P4223. (S3799).** An Unexpected Case of Lower GI Bleeding From a Rectal Dieulafoy Lesion
- P4224. (S3800).** Atomic Accuracy: Unmasking a Dieulafoy's Lesion with a Nuclear Medicine Scan
- P4225. (S3801).** Meckel's Diverticulum: A Cause of Unknown Hemorrhagic Shock
- P4226. (S3802).** Role of Point of Care Ultrasound in Diagnosis of Upper GI Bleed
- P4227. (S3803).** Bleeding in the Shadows: Isolated Jejunal Varices Treated with Push Enteroscopy Sclerotherapy
★ *Presidential Poster Award*
- P4228. (S3804).** Over-the-Scope Clips for Hemostasis in Post-Variceal Banding Ulcer Bleeding: A Case Series
- P4229. (S3805).** Complexities in Managing Hemorrhagic Radiation Enteritis: An Endoscopist's Perspective and Case Report
- P4230. (S3806).** The GIST of an Upper GI Bleed
- P4231. (S3807).** Successful Management of Refractory Percutaneous Endoscopic Gastrostomy Site Bleeding Using Hemostatic Peptides
- P4232. (S3808).** Hemostatic Peptides: An Effective Tool for Managing Bleeding When Traditional Options Are Challenging
- P4233. (S3809).** A Subtle Presentation of Aorto-esophageal Fistula
- P4234. (S3810).** Where is The Bleeding Coming From?: Rare Case of Mesenteric Varices
- P4235. (S3811).** A Rare Case of Gastrointestinal Bleeding Following Atrial Fibrillation Ablation
★ *Presidential Poster Award*
- P4236. (S3812).** Nowhere to Heyde: An Unusual Case of Acquired Coagulopathy-Induced Gastrointestinal Bleeding
- P4237. (S3813).** Twist of Fate: A Gastric Artery Pseudoaneurysm Presenting as Duodenitis
- P4238. (S3814).** Buy One Get One Free: Simultaneous Perforation and Bleeding in a Narcotic Gut
- P4239. (S3815).** Macrophage Activation Syndrome Complicated By Fatal Gastrointestinal Bleed
- P4240. (S3816).** Provocative Testing as a Diagnostic and Therapeutic Tool for Obscure Gastrointestinal Bleeding
- P4241. (S3817).** Doxycycline-Induced Gastrointestinal Bleed for Babesiosis Treatment
- P4242. (S3818).** Use of High-Dose Erythropoietin in Acute GI Bleeding

POSTER PRESENTATIONS

TUESDAY, OCTOBER 29, 10:30 AM - 4:00 PM

P4243. (S3819). Gastrosplenic Collaterals Disguised as Gastric Varices: An Rare Case of Upper Gastrointestinal Bleed

P4244. (S3820). Rare Presentation of Isolated Gastric Varices Secondary to Chronic Splenic Artery Calcification

P4245. (S3821). Primary Melanoma of Anorectum with Metastasis to Stomach

P4246. (S3822). Purastat Hemostasis in Critically Ill Patients

P4247. (S3823). PuraStat Hemostasis in a Patient Requiring Long Term Anticoagulation

P4248. (S3824). A Rare Cause of GI Bleed - Hepatic Artery Pseudoaneurysm Following ERCP: A Case Report

P4249. (S3825). Fistula Formation Between Small Bowel and Pseudoaneurysm as a Source of an Upper Gastrointestinal Bleed

P4250. (S3826). A Non-Ampullary Duodenal Polyp as a Source of Bleeding in Alcohol-Associated Cirrhosis

P4251. (S3827). Diffuse Gastrointestinal Amyloidosis in a Patient With Multiple Myeloma

P4252. (S3828). ANCA-Associated Vasculitis Flare Presenting as Refractory Gastrointestinal Bleeding

P4253. (S3829). An Unusual Presentation Of Cervical Cancer As Upper Gastrointestinal Bleeding

P4254. (S3830). A Gastrointestinal Bleeding Mystery: Uncovering Localized Gastric Amyloidosis

P4255. (S3831). More Than Meets the Ileum: Adult Melena and Meckel's

P4256. (S3832). Duodenal Varices

IBD

Standard Study

P4257. (S1352). Disease Characterization and Safety Contextualization in Patients with Ulcerative Colitis Using a Healthcare Administrative Database in the United States

P4258. (S1353). Clinical Effectiveness of Vedolizumab in Chinese Patients With Crohn's Disease: Interim Results From the VALUE study

P4259. (S1354). Analyzing Racial Disparities Among FDA-Approved Clinical Trials for Novel Biologic Therapies of Ulcerative Colitis

P4260. (S1355). Compliance Rate of Venous Thromboembolism Prevention in Hospitalized Patients With Inflammatory Bowel Disease in a Community Hospital Setting

P4261. (S1356). Probiotic Use in Inflammatory Bowel Disease: Are Online Resources Discussing the Associated Risks?

P4262. (S1357). Black Patients with Inflammatory Bowel Disease Have Higher Healthcare Utilization Trends than White Patients

P4263. (S1358). Black Patients with Inflammatory Bowel Disease are Less Likely to Reach Therapeutic Titers of Adalimumab Upon Initial Testing

P4264. (S1359). Needle-Knife Stricturectomy (NKSt) for IBD-Related Strictures: A Single-Center Experience

P4265. (S1360). Dietary Disconnect: Low Adherence To Guideline Recommended Dietary Patterns in Inflammatory Bowel Disease Patients

P4266. (S1361). Evening Timing of Inpatient Intravenous Infliximab Administration Is Associated With Worse Disease Outcomes

P4267. (S1362). Identification of New Therapeutic Targets in IBD Using a Transcriptomic Foundation Model

★ *Presidential Poster Award*

P4268. (S1363). Fecal Microbiota Transplantation for Chronic Pouchitis: An Updated Systematic Review and Meta-Analysis

P4269. (S1364). Comparative Outcomes in Patients With Inflammatory Bowel Disease (IBD) With and Without Coronary Artery Disease (CAD)

P4270. (S1365). Demographics of Nationwide IBD-Related Hospital Admissions

P4271. (S1366). Effectiveness of A Community-Based Inflammatory Bowel Disease Medical Home Compared to Patients not in a Medical Home

P4272. (S1367). A Quality Improvement Initiative to Bridge Gaps in Patient Access to IBD Therapies

P4273. (S1368). Impact of Social Distancing During the SARS-CoV-2 Pandemic on Flares of Inflammatory Bowel Disease

P4274. (S1369). Renal and Urinary Complications in Patients With Inflammatory Bowel Disease: Insights From the National Inpatient Sample 2016-2020

P4275. (S1370). Single Ascending Dose Results From a Phase 1 Clinical Trial of BT-600, a Combination Product of the NaviCap Targeted Oral Delivery Platform and Tofacitinib

★ *Presidential Poster Award*

P4276. (S1371). Impact of GLP-1RA on MACE in Patients With IBD

★ *Presidential Poster Award*

P4277. (S1372). Prospective, Multicenter, Single-Armed Observational Study to Evaluate the Safety of Vedolizumab in the Chinese Patients with Inflammatory Bowel Disease: Interim Analysis of Safety Results

P4278. (S1373). Unraveling the Genetic Overlap Between Autism, Inflammatory Bowel Diseases, and Celiac Disease: A Bioinformatics Approach

P4279. (S1374). Investigating the Relationship Between Endoscopic Characteristics and Treatment Choice for Patients With Ulcerative Colitis Using a Real-World Data Set Linked to Endoscopic Videos Evaluated With Computer Vision

P4280. (S1375). Efficacy and Safety of Vedolizumab in Early CD Patients: Interim Results From a Prospective, Single-Arm, Multicenter, Interventional Study

P4281. (S1376). IBD Patient Preference Study Comparing Monotherapy and Dual Biologic Therapy Among Advanced Therapy Treatment Failures

P4282. (S1377). Evaluating the Need and Impact of a Multifaceted Wellness Program on the Health-Related Quality of Life (HRQOL) in Female Patients With Inflammatory Bowel Disease

P4283. (S1378). Corticosteroids Prior to Antimicrobials Do Not Increase the Risk of Adverse Outcomes Among Individuals Hospitalized for IBD Flares Complicated by Enteric Pathogens

P4284. (S1379). The Impact of Malnutrition on Cardiovascular Outcomes of Hospitalized Patients With Inflammatory Bowel Disease (IBD) in the United States

P4285. (S1380). The Impact of Malnutrition on Outcomes of Hospitalized Patients With Inflammatory Bowel Disease (IBD) in the United States

P4286. (S1381). Statins and the Risk of Colorectal Cancer in Patients With Inflammatory Bowel Diseases: A Systemic Review and Meta-Analysis

P4287. (S1382). Chronic Kidney Disease as a Predictor of Mortality in Hospitalized Inflammatory Bowel Disease Patients With *Clostridium difficile* Infection

POSTER PRESENTATIONS

TUESDAY, OCTOBER 29, 10:30 AM - 4:00 PM

- P4288. (S1383).** Psychometric Evaluation of the Functional Assessment of Chronic Illness Therapy-Fatigue (FACIT-Fatigue) in Adults With Moderate to Severe Crohn's Disease
- P4289. (S1384).** Exit Interviews Exploring Patients' Experience of Changes in Their Fatigue During the Phase 3 Clinical Trial of Mirikizumab for Treatment of Moderately to Severely Active Crohn's Disease
- P4290. (S1385).** Withholding a Diet for Hospitalized Patients With IBD Flares is Common but Does Not Improve IBD-Related Outcomes
- P4291. (S1386).** Neutrophil-Lymphocyte, Lymphocyte-Monocyte, and Platelet-Lymphocyte Ratios: Non-Invasive Biomarkers for Assessing Inflammatory Bowel Disease Activity
- P4292. (S1387).** Real World Efficacy and Safety Outcomes Analysis of Upadacitinib in Acute Severe Ulcerative Colitis: A Propensity Score Matched Comparative Effectiveness Study Assessing Infliximab & Upadacitinib
- P4293. (S1388).** Comparative Outcomes of Laparoscopic vs Open IPAA in Patients With IBD: A Propensity Score-Matched Analysis
- P4294. (S1389).** Demographic And Clinical Predictors Of 30-Day Readmission Following Ileal Pouch-Anal Anastomosis in Inflammatory Bowel Disease: Analysis From the Nationwide Readmission Database
- P4295. (S1390).** Outcomes of Patients With Inflammatory Bowel Disease on GLP-1 Receptor Agonists: A Propensity Score-Matched Analysis
- P4296. (S1391).** Simple Educational Interventions Improve Use of Endoscopic Scoring Systems in IBD Patients Among Gastroenterology Fellows
- P4297. (S1392).** Outcomes of Invisible Dysplasia Found on Random Biopsy Referred for Chromoendoscopy in a Community Practice
- P4298. (S1393).** Long-Term Cardiovascular Outcomes Among Patients With Microscopic Colitis: A Propensity Score Matched Analysis from Global Federated Health Research Network
- P4299. (S1394).** Risk of *Clostridium difficile* Infections in Patients With Inflammatory Bowel Disease Taking Tumor Necrosis Factor Inhibitors: A 25-Year Multi-Center Analysis
- P4300. (S1395).** The Impact of Neutropenia on Outcomes of Crohn's Disease Treated With Tumor Necrosis Factor Inhibitors: A Propensity Score Matched Analysis from Global Federated Health Research Network
- P4301. (S1396).** Hospitalization Rates Among Uninsured Patients With Inflammatory Bowel Disease
- P4302. (S1397).** Long-Term Efficacy and Safety of Intravenous (IV) Tulasikibart in Patients With Crohn's Disease (CD): Results from the Open-Label Extension Period of the Phase 2 APOLLO-CD Study
- P4303. (S1398).** Risk of Hypertensive Disorders of Pregnancy in Inflammatory Bowel Disease
★ *Presidential Poster Award*
- P4304. (S1399).** Safety and Effectiveness of Glucagon-Like Peptide 1 Receptor Agonists for Obesity in Patients With Inflammatory Bowel Disease
- P4305. (S1400).** Efficacy of Etrolizumab in Inducing and Maintaining Remission in Ulcerative Colitis: A Comprehensive Meta-Analysis
- P4306. (S1401).** How Does Inflammatory Bowel Disease Affect Hip Replacement Surgery Outcomes: Insights From the National Inpatient Sample (NIS)
- P4307. (S1402).** Corticosteroid Sparing Effects of Treatment With Guselkumab in Patients With Moderate to Severely Active Ulcerative Colitis: Phase 3 QUASAR Maintenance Study Results Through Week 44
- P4308. (S1403).** Improving Sleep Health in Adults With Inflammatory Bowel Disease: A Call for Action
- P4309. (S1404).** Janus Kinase Inhibitors Do Not Impact Male Sexual Health or Fertility Outcomes in IBD Patients
- P4310. (S1405).** Patients With Inflammatory Bowel Disease Who Have Low Socioeconomic Status Have Higher Rates of Complications: A Population-Based Multi-Network Analysis
- P4311. (S1406).** The Natural History of Dysplasia in Inflammatory Bowel Disease: Results of a Markov Model
- P4312. (S1407).** Older Adults With Inflammatory Bowel Disease Are at Increased Risk of Dysplasia Progression
- P4313. (S1408).** Predictors and Outcomes of Requiring Change of Therapy to Risankizumab, Upadacitinib, or Combination Therapy in Patients with Crohn's Disease
- P4314. (S1409).** Mirikizumab as an Induction and Maintenance Therapy for Ulcerative Colitis: A Systematic Review and Meta-Analysis of Randomized Control Trials
- P4315. (S1410).** Clinical Effectiveness and Response Rates to TNF Inhibitors Are Similar Among Biologic-Naïve versus Biologic-Exposed Crohn's Disease Patients
- P4316. (S1411).** Provider Perceptions and Practices Related to Nutrition Care in Patients with Inflammatory Bowel Disease
- P4317. (S1412).** Efficacy and Safety of Extended Upadacitinib Induction Therapy in Adult Patients With Moderate to Severe Ulcerative Colitis: A Single-Center Retrospective Study
- P4318. (S1413).** Impact of Race on Clinical Outcomes in IBD Patients on Anti-TNF Monotherapy and Anti-TNF Combination Therapy With Immunomodulators: A Propensity-Matched Cohort Study
- P4319. (S1414).** Immunomodulator Therapy is Associated With Higher Incidence of Primary Sclerosing Cholangitis and Colorectal Cancer Compared to Biologic Therapy: A Propensity-Matched Cohort Study
- P4320. (S1415).** Effectiveness, Treatment Pattern, and Safety of Ustekinumab Among Bio-Naïve Patients With Crohn's Disease in Real-World Clinical Settings in China
- P4321. (S1416).** Fecal Calprotectin Completion Patterns in a Mixed Academic-Community Health System
- P4322. (S1417).** Risk of De-Novo Inflammatory Bowel Disease in Patients After an Episode of Diverticulitis: A Propensity-Matched Multi-Network Analysis
- P4323. (S1418).** Summation and Interpretation of Endoscopy Reports of Patients with Inflammatory Bowel Disease Using Large Language Models
- P4324. (S1419).** Following a Stricter Diet Is Associated With Higher Confidence in Managing IBD But Also a Higher Perceived Diet Burden
- P4325. (S1420).** Real World Characteristics and Treatment Patterns of Patients With Crohn's Disease (CD) Treated With Risankizumab: A US Claims Database Study
- P4326. (S1421).** Demographics, Complications, and Healthcare Utilization of Ethnically Hispanic vs Non-Hispanic Patients with Inflammatory Bowel Disease
- P4327. (S1422).** A Concomitant Celiac Disease Diagnosis Does Not Worsen Clinical Outcomes of Inflammatory Bowel Disease
- P4328. (S1423).** RIPK2 Scaffolding Inhibitors are a Novel Approach to Block RIPK2 Signaling, a Hallmark of Inflammatory Bowel Disease

POSTERS
TUESDAY

NOTE: All accepted abstracts will appear in the Supplement to the October 2024 issue of the *AJG*. The supplement IDs are listed in parentheses after the poster ID.

POSTER PRESENTATIONS

TUESDAY, OCTOBER 29, 10:30 AM - 4:00 PM

P4329. (S1424). Case Finding Strategies for Identifying Perianal Crohn's Disease in the Study of a Prospective Adult Research Cohort With IBD

P4330. (S1425). Demographic and Clinical Features of Patients with Perianal Crohn's Disease on Advanced Therapies in Study of Prospective Adult Research Cohort (SPARC IBD)

P4331. (S1426). Impact of GLP-1 Agonists on the Severity of Inflammatory Bowel Disease

P4332. (S1427). A Single Center Experience of Upadacitinib Treatment for Acute Severe Ulcerative Colitis

P4333. (S1428). Efficacy and Safety of Subcutaneous Guselkumab Rescue Therapy in Patients With Moderately to Severely Active Crohn's Disease and Inadequate Response to Ustekinumab: Phase 2 GALAXI 1 Study Long-Term Extension Results

P4334. (S1429). Efficacy of Guselkumab in Moderately to Severely Active Crohn's Disease According to Induction Clinical Response Status: Week 48 Results from the GALAXI 2 & 3 Phase 3 Trials

P4335. (S1430). Efficacy of Etrasimod in Patients With Ulcerative Colitis: A Post Hoc Analysis Based on Baseline Endoscopic Subscore

P4336. (S1431). Efficacy and Safety of Etrasimod in Patients With Ulcerative Colitis Stratified by Body Mass Index: A Post Hoc Analysis From the ELEVATE UC Clinical Program

P4337. (S1432). Clinical Outcomes of COVID-19 in Patients With Inflammatory Bowel Disease: Latest Insights From the National Inpatient Sample

P4338. (S1433). Paradoxical Effect of Inflammatory Bowel Disease on Inpatient Mortality Following Coronary Artery Bypass Graft Surgery: A Nationwide Analysis

P4339. (S1434). Efficacy and Safety of Etrolizumab in the Treatment of Moderate to Severe Ulcerative Colitis: A Systematic Review and Meta-Analysis of Randomized Controlled Trials

P4340. (S1435). Mystery Diarrhea: A Comparative Analysis of Immune-Mediated Colitis Disease Characteristics Among Patients With and Without Signs of Inflammation on Initial Work-Up

P4341. (S1436). Mirikizumab Improves Quality of Life in Patients With Moderately to Severely Active Crohn's Disease: Results from the Phase 3 VIVID-1 Study

P4342. (S1437). Pregnancy Outcomes in the Etrasimod Clinical Program

P4343. (S1438). Toxic Megacolon Not Associated With Inflammatory Bowel Disease is Associated With Increased Mortality

P4344. (S1439). A Randomized Trial of Education on Valuation of Future Medication Efficacy Among Patients With Crohn's Disease

P4345. (S1440). The Cecal Patch in Ulcerative Proctitis - A Harbinger of Disease Progression or Merely an Incidental Finding?

P4346. (S1441). Delayed Response to Ozanimod in Patients with Moderate vs Severe Endoscopic Disease: 4-Year Interim Analysis of the True North Open-Label Extension Study

P4347. (S1442). Tofacitinib Use in Elderly With Ulcerative Colitis: Comparative Analysis of Safety and Efficacy

P4348. (S1443). Safety and Efficacy of Infliximab in Elderly vs Young Adults With Ulcerative Colitis: Real-World Comparative Analysis

P4349. (S1444). Let's Talk About It: The Mysterious Silence of IBD Patients in a Community Primary Care Clinic

P4350. (S1445). Efficacy of Guselkumab vs Placebo In Crohn's Disease Based on Prior Response/Exposure to Biologic Therapy: Results of the GALAXI 2 and 3 Phase 3 Studies

P4351. (S1446). Efficacy and Safety of Long-Term Mirikizumab Treatment in Patients With Moderate to Severe Crohn's Disease

P4352. (S1447). Histologic and Combined Histologic and Endoscopic Outcomes After Guselkumab Maintenance Therapy in Patients With Moderately to Severely Active Ulcerative Colitis: Week 44 Results From the Phase 3 QUASAR Maintenance Study

P4353. (S1448). Impact of Prior Biologic Exposure on the Durability of Ozanimod Over 5 Years of Continuous Treatment in Patients With Ulcerative Colitis: An Interim Analysis of the True North Open-Label Extension Study

P4354. (S1449). Long-Term Endoscopic and Histological Outcomes of Mirikizumab in Patients With Moderately to Severely Active Ulcerative Colitis With up to 3 Years of Treatment

P4355. (S1450). Long-Term Efficacy and Safety of Mirikizumab Following 152 Weeks of Continuous Treatment: Results From the LUCENT-3 Open-Label Extension Study

P4356. (S1451). Efficacy and Safety Profile of Etrasimod Was Not Impacted by Baseline Disease Activity: A Post Hoc Analysis of the ELEVATE UC Program

P4357. (S1452). Early Symptomatic Improvement With Mirikizumab Induction Therapy in Patients With Moderately to Severely Active Crohn's Disease: Results From the Phase 3 VIVID-1 Study

P4358. (S1453). Disease Characteristics Associated With Bowel Urgency in Crohn's Disease: Results From the Phase 3 VIVID-1 Trial

P4359. (S1454). Long-Term Efficacy and Safety of Intravenous (IV) Tulasikibart in Patients With Ulcerative Colitis (UC): Results From the Open-Label Extension (OLE) Period of the Phase 2 ARTEMIS-UC Study

P4360. (S1455). Seasonal Variation of Crohn's Exacerbations in the Tennessee River Valley

P4361. (S1456). Treat to Target Recommendations and Adherence in Inflammatory Bowel Disease: Patient Experiences and Perspectives

P4362. (S1457). Treat to Target Recommendations and Adherence in Inflammatory Bowel Disease: Provider Perspectives

P4363. (S1458). A Retrospective Analysis of the Impact of Body Mass Index on Treatment Failure of Ustekinumab Within an Inflammatory Bowel Disease Population (BELT-IBD)

P4364. (S1459). Exploring the Role and Association of Metabolic Risk Factors With Cardiovascular Diseases in Patients With Crohn's Disease: A National Inpatient Database Study

★ *Presidential Poster Award*

P4365. (S1460). Is Metabolic Syndrome a Common Comorbidity in Patients With Inflammatory Bowel Disease? A National Database Study

P4366. (S1461). Biologic Therapy and Proton Pump Inhibitors in Inflammatory Bowel Disease: Impact on *Clostridium difficile* Infection Risk

P4367. (S1462). Racial Disparities in Venous Thromboembolism Events in Ulcerative Colitis Admissions: A Six-Year US National Experience

P4368. (S1463). Alternatives to Endoscopic Balloon Dilation: Endoscopic Stricturotomy and Endoscopic Stenting in treatment of strictures in Inflammatory Bowel Disease: A Systematic Review and Meta-Analysis

P4369. (S1464). GLP-1 Agonists are Associated With Lower Rates of IBD-Related Complications in Patients With Elevated BMI Compared to Bariatric Surgery: A Nationwide Cohort Analysis

NOTE: All accepted abstracts will appear in the Supplement to the October 2024 issue of the *AJG*. The supplement IDs are listed in parentheses after the poster ID.

POSTER PRESENTATIONS

TUESDAY, OCTOBER 29, 10:30 AM - 4:00 PM

- P4370. (S1465).** Outcomes of Needle Knife Stricturectomy (NKSt) and NKSt With Balloon Dilation (NKSt-BD) in Patients With IBD Strictures: A Single Center Experience
- P4371. (S1466).** Mirikizumab Pharmacokinetics and Exposure-Response Relationships in Patients With Moderately to Severely Active Crohn's Disease in Phase 2 and 3 Studies
- P4372. (S1467).** Risk of Inflammatory Bowel Disease Complications in Obese Inflammatory Bowel Disease Patients on GLP-1 Therapy: A Large Multicenter Cohort Study
- P4373. (S1468).** Understanding Patient Preferences at the Time of Treatment Escalation to First-Line Advanced Therapies in Ulcerative Colitis: A Discrete Choice Experiment in Five European Countries
★ *Presidential Poster Award*
- P4374. (S1469).** Understanding Gastroenterologist Preferences at the Time of Treatment Escalation to First-Line Advanced Therapies in Ulcerative Colitis: A Discrete Choice Experiment in Five European Countries
- P4375. (S1470).** Matching-Adjusted Indirect Comparison of Etrasimod Versus Ozanimod for Clinical Response and Remission Among Patients With Moderately to Severely Active Ulcerative Colitis
- P4376. (S1471).** *H. pylori*: A Bane or Boon? Impact of *H. pylori* Infection on Outcomes in Inflammatory Bowel Disease
- P4377. (S1472).** Efficacy of Risankizumab Maintenance Therapy by Clinical Remission and Endoscopic Improvement Status in Patients With Moderately to Severely Active Ulcerative Colitis: Post Hoc Analysis of the COMMAND Phase 3 Study
- P4378. (S1473).** European and U.S. Patient and Health Care Professional Perspectives on the Experience of Fatigue in Crohn's Disease and Ulcerative Colitis: Communicating Needs and Features of IBD Experiences (CONFIDE) Survey
- P4379. (S1474).** Efficacy and Safety of Upadacitinib After 3 Years of Treatment in Patients With Moderately to Severely Active Ulcerative Colitis: Interim Long-Term Data From the Phase 3 Open-Label Extension Study (U-ACTIVATE)
- P4380. (S1475).** Burden and Impact of Fatigue on Patients with Crohn's Disease and Ulcerative Colitis in the United States and Europe: Results from the Communicating Needs and Features of IBD Experiences (CONFIDE) Survey
- P4381. (S1476).** Safety of Long-Term Ozanimod Treatment Up to 5 Years in Patients With Moderately to Severely Active Ulcerative Colitis: An Interim Analysis of the True North Open-Label Extension
- P4382. (S1477).** The Efficacy of Mirikizumab in Inflammatory Bowel Disease: A Meta-Analysis
- P4383. (S1478).** Clinical Outcomes of Hospitalized Patients With Inflammatory Bowel Disease Who Test Positive for Norovirus During Admission
- P4384. (S1479).** Comparative Impact of COVID-19 on Patients With vs Without Inflammatory Bowel Disease in the United States
- P4385. (S1480).** A Reevaluation of *Clostridioides difficile* Impact on Hospitalized IBD Patients in the United States: Disproving the Notion of Worst Outcome
- P4386. (S1481).** Mild Hyperemia in the Absence of Bowel Wall Thickening on Intestinal Ultrasound is Associated With Clinical and Biochemical Disease Activity and Worse Disease Outcomes in Patients With Crohn's Disease
- P4387. (S1482).** Investigating the Natural Progression of Microscopic Colitis: Analysis of the Loyola University Microscopic Colitis Registry (LUMiCoR)
- P4388. (S1483).** Glucagon-Like Peptide-1 Receptor Agonists is Associated with Lower Prevalence of Inflammatory Bowel Diseases and Its associated Complications in Diabetic Patients: Global Healthcare Database Study
- P4389. (S1484).** Adherence to Colonoscopy Surveillance Guidelines for Patients With Inflammatory Bowel Disease: A Systematic Review and Meta-Analysis.
- P4390. (S1485).** Clinical and Microbiome Effects of Antibiotic Treatment for *E. coli* Subtypes in IBD Patients
- P4391. (S1486).** Pathogenic Crossroads: Viral Defense Genes as Modulators of Crohn's Disease Activity
★ *Presidential Poster Award*
- P4392. (S1487).** Multiple Gastrointestinal Immune Related Adverse Events From Immune Checkpoint Inhibitor Therapy
- P4393. (S1488).** Chromoendoscopy-Guided Endomicroscopy for Dysplasia Surveillance in Inflammatory Bowel Disease: A Systematic Review and Meta-Analysis
- P4394. (S1489).** Polygenic Risk Scores Only Partially Explain the Risk of Pediatric Onset Crohn's Disease
- P4395. (S1490).** Dose Intensification of Risankizumab for Crohn's Disease: Access and Outcomes
- P4396. (S1491).** Use of Biologics and the Risk of Cancer in Inflammatory Bowel Disease: A Meta-Analysis
- P4397. (S1492).** Comparative Efficacy of Biologics for the Induction of Clinical Remission and Response in Biologic-Naïve Patients With Moderate-to-Severe Crohn's Disease: Outcomes From Frequentist and Bayesian Network Meta-Analyses
- P4398. (S1493).** The Impact of Mirikizumab Induction, Maintenance, and Long-Term Treatment on Disease Clearance in Patients With Moderately to Severely Active Ulcerative Colitis: Post-Hoc Analysis of LUCENT Trials
- P4399. (S1494).** Efficacy and Safety of GLP-1 Agonists on Metabolic Parameters in Non-Diabetic Patients With Inflammatory Bowel Disease
- P4400. (S1495).** Elevation of Liver Enzymes In Patients With Inflammatory Bowel Disease Treated With Upadacitinib Is Associated With Metabolic Risk Factors
- P4401. (S1496).** Geographic Disparity in Access to Specialist Care for Ulcerative Colitis and Crohn's Disease in the US
★ *Presidential Poster Award*
- P4402. (S1497).** Prevalence and Impact of Zinc Deficiency on Clinical Outcomes in Inflammatory Bowel Disease
- P4403. (S1498).** Prevalence and Outcomes of Active and Latent Tuberculosis Among Patients With Inflammatory Bowel Disease (IBD) in an Endemic Region
- P4404. (S1499).** Trends in Medical and Surgical Management of Patients With Inflammatory Bowel Disease and Concomitant Human Immunodeficiency Virus Infection in the United States: A Population-Based Study

POSTER PRESENTATIONS

TUESDAY, OCTOBER 29, 10:30 AM - 4:00 PM

IBD

Clinical Vignettes/Case Reports

- P4405. (S3932).** Cerebral Venous Thrombosis as an Initial Presentation of Ulcerative Colitis: A Case Report and Literature Review
- P4406. (S3933).** Psychosocial Factors in Young IBD Patients Contribute to CRC Development
★ *Presidential Poster Award*
- P4407. (S3934).** Clinical Conundrum: Recurrent Delayed Immune Checkpoint Inhibitor-Induced Colitis or de novo Inflammatory Bowel Disease (IBD)?
- P4408. (S3935).** Recurrent *Clostridioides difficile* Infection in Crohn's Disease: A Case Series
- P4409. (S3936).** Acute Severe Ulcerative Colitis Triggered by Secukinumab: Insights Into IL-17 Pathway Complications
- P4410. (S3937).** Location, Location, Location: A Case of Small Bowel Stricture in a Crohn's Disease Patient Unrelated to Crohn's Disease
- P4411. (S3938).** De Novo Ulcerative Colitis in a Patient with Rapidly Progressive Glomerulonephritis (RPGN) after Renal Transplant
- P4412. (S3939).** Unveiling the Uncommon: Pyoderma Gangrenosum as an Extraintestinal Complication of Ulcerative Colitis
- P4413. (S3940).** Mimicry and Deception in CMUSE
- P4414. (S3941).** A Multidisciplinary Approach to Fungemia During an Acute Crohn's Flare
- P4415. (S3942).** Cytomegalovirus Infection as the Initial Presentation With Ulcerative Colitis
- P4416. (S3943).** Colliding Microscopic Colitis: A Case of Mixed Lymphocytic Colitis and Incomplete Collagenous Colitis
- P4417. (S3944).** Cytomegalovirus Isolated to a Colon Polyp in a Patient With Ulcerative Colitis on Ozanimod
- P4418. (S3945).** Ecthyma Gangrenosum as a Complication of Immunosuppressive Therapy in Immune-Mediated Colitis
- P4419. (S3946).** Gut on Fire: Immune Checkpoint Inhibitor-Induced Gastrointestinal Inflammation
- P4420. (S3947).** Don't Claw Your Way Out: A Severe Case of Crohn's Colitis With Bear Claw Ulcers Seen on Colonoscopy
- P4421. (S3948).** Diagnosis and Surgical Management of Crohn's Disease Complications in Pregnant Patients
- P4422. (S3949).** Unmasking Intestinal Plasmablastic Lymphoma in an Immunocompetent Crohn's Disease Patient
★ *Presidential Poster Award*
- P4423. (S3950).** Chronic Urticaria in Crohn's Disease: A Rare Phenomenon
- P4424. (S3951).** Symptomatic Mucocele Following Proctocolectomy With Ileal Pouch Anal Anastomosis for Ulcerative Colitis: A Case Report
- P4425. (S3952).** Invasive Squamous Cell Carcinoma Emanating From a Chronic Perianal Fistula Tract: A Case Report
- P4426. (S3953).** Kienböck's Disease: A Rare Manifestation of Ulcerative Colitis
- P4427. (S3954).** The Brain and The Gut: Often Overlooked Connections in Inflammatory Bowel Disease and Parkinson's Disease
- P4428. (S3955).** Use of Lumen Apposing Metal Stents (LAMS) in Refractory Ileocolonic Stricture Crohn's Disease
- P4429. (S3956).** Fork in the Road: Fistulizing Perianal Crohn's Disease and Hidradenitis Suppurativa
- P4430. (S3957).** Dysplasia Surveillance in PSC-IBD; A Case For Concern
- P4431. (S3958).** Brewed from Within: A Case of Phosphatidylethanol Positive Auto-Brewery Syndrome in a Patient with Crohn's Disease
- P4432. (S3959).** Recurrent Splenic Abscesses in a Patient With Ulcerative Colitis and Pouchitis
- P4433. (S3960).** Triple Agent Therapy as a Novel Approach to Inflammatory Bowel Disease Treatment
- P4434. (S3961).** Common Variable Immunodeficiency Mimicking Inflammatory Bowel Disease
- P4435. (S3962).** Endometriosis Implantation Masquerading as Stricture Crohn's Disease of the Terminal Ileum: A Case Report
- P4436. (S3963).** A Rare Case: Ulcerative Colitis-Associated Leukocytoclastic Vasculitis With Focal Necrotizing Glomerulonephritis
- P4437. (S3964).** Ixekizumab-Induced Ulcerative Colitis With Resultant Total Colectomy
★ *Presidential Poster Award*
- P4438. (S3965).** A Rare Case of Late Onset IBD Lacking Histologic Evidence of Chronic Inflammation
- P4439. (S3966).** White Blood Cell Chronicles: Mesalamine's Dual Effect on Leukopenia and Neutropenia.
- P4440. (S3967).** A Case of Strongyloidiasis Masquerading as Ulcerative Colitis Flare
- P4441. (S3968).** Gastrointestinal Amyloidosis: Complication of Inflammatory Bowel Disease or a Differential Diagnosis?
- P4442. (S3969).** A Challenging Diagnosis of Goblet Cell Adenocarcinoma of the Appendix in a Patient With Ulcerative Colitis
★ *Presidential Poster Award*
- P4443. (S3970).** Crohn's Disease Mimic: A Case Report of Signet Ring Adenocarcinoma of the Appendix
- P4444. (S3971).** Shiga-Toxin Producing E. Coli Infection in a Pregnant Patient Leading to a Diagnosis of Ulcerative Colitis: A Case Report
- P4445. (S3972).** A Rare Incidence of Etanercept Induced Inflammatory Bowel Disease
- P4446. (S3973).** Differentiating Mesenteric Panniculitis From Crohn's Disease
- P4447. (S3974).** A Case of Peristomal PG: Novel Combination Therapy With IVIG and Risankizumab
★ *Presidential Poster Award*
- P4448. POSTER WITHDRAWN**
- P4449. (S3976).** A Case of an Uncomplicated Pregnancy on Dual Biologic Therapy With Ustekinumab and Vedolizumab for Crohn's Disease
- P4450. (S3977).** A Rare Case of Drug Induced Liver Injury Secondary to Ustekinumab and Risankizumab in a Crohn's Disease Patient
- P4451. (S3978).** Evan's Syndrome in a Patient With Ulcerative Colitis: A Rare Extraintestinal Manifestation
- P4452. (S3979).** Dramatic Changes in Thiopurine Metabolite Levels in a Patient with Inflammatory Bowel Disease Treated with Tirzepatide for Weight Loss: A Case Report
★ *Presidential Poster Award*
- P4453. (S3980).** Immediate Hypersensitivity to Intravenous Risankizumab-Rzaa but Subsequent Tolerance to Subcutaneous Risankizumab-Rzaa
- P4454. (S3981).** De Novo Ulcerative Colitis in a Kidney Transplant Recipient: Navigating Diagnostic Challenges and Management Strategies

POSTER PRESENTATIONS

TUESDAY, OCTOBER 29, 10:30 AM - 4:00 PM

INTERVENTIONAL ENDOSCOPY

Standard Study

- P4455. (S1608).** Prone ERCP is Associated with Higher Successful Cannulation Rates Compared to Supine ERCP: A Systematic Review and Meta-analysis
- P4456. (S1609).** Comparison of Inpatient versus Outpatient Endoscopic Retrograde Cholangiopancreatography (ERCP) Outcomes in a Community Hospital System
- P4457. (S1610).** The Impact and Utilization of Magnetic Resonance Cholangiopancreatography (MRCP) Amongst Patients Undergoing Endoscopic Retrograde Cholangiopancreatography (ERCP) in a Community Hospital System
- P4458. (S1611).** Factors That Predict Failure of Gastric Per Oral Myotomy (GPOEM) in Refractory Gastroparesis
- P4459. (S1612).** Endoscopic Ultrasound-Guided Biliary Drainage for Acute Cholangitis Secondary to Biliary Obstruction: A Systematic Review and Meta-Analysis
- P4460. (S1613).** Use of the Mini-Forceps Traction-Assisted Technique for Difficult Biliary Cannulations in ERCP: A Single Center Retrospective Study
- P4461. (S1614).** Grading of Pancreatic Neuroendocrine Tumors by EUS FNA/FNB: A Tertiary Care Center Experience
- P4462. (S1615).** Correlation of Tumoral and Peri-Tumoral Findings Observed on CT Scan and Endoscopic Ultrasonography in Patients With Gastrointestinal Stromal Tumors
- P4463. (S1616).** Impact of High-Volume Crystalloid Infusion and Indomethacin Prophylaxis on Post-ERCP Complication Rates
- P4464. (S1617).** Post-ERCP Cholecystitis Following Covered Self-Expandable Metal Stent Placement in Patients With Malignant Biliary Obstruction: A Meta-Analysis
- P4465. (S1618).** Efficacy of Endoscopic Transoral Outlet Reduction (TORe) on Weight Loss Outcomes in Diabetic vs Non-Diabetic Patients Following Roux-en-Y Gastric Bypass
- P4466. (S1619).** EUS-Guided Antegrade Treatment vs Balloon Enteroscopy ERCP for Choledocholithiasis in Patients With Roux-en-Y Gastric Bypass: A Systematic Review and Meta-Analysis
- P4467. (S1620).** Role of Artificial Intelligence to Assess Malignant Potential in Intraductal - Papillary Mucinous Neoplasms: A Systematic Review and Meta Analysis
- P4468. (S1621).** Endoscopic Mucosal Resection (EMR) vs Endoscopic Submucosal Dissection (ESD) for Early Gastric Cancer: An Updated Systematic Review and Meta-Analysis
- P4469. (S1622).** Impact of Bariatric Surgery on Inpatient Outcomes in MASLD Patients: Trends and Analysis from a Nationwide Study (2016-2021)
- P4470. (S1623).** Impact of Statin Use on Post-ERCP Complications: A U.S. Cohort Propensity-Matched Study
- P4471. (S1624).** Glucagon-Like Peptide-1 Receptor Agonists Are Not Associated With Higher Risk of Intubation or Aspiration Pneumonia in Patients Who Underwent ERCP: A National Cohort Study
- P4472. (S1625).** Effect of Bariatric Surgery on Reproductive Health Outcomes in Obese Women: A Population-Based Study
- P4473. (S1626).** Efficacy of Primary Closure vs Secondary Closure to Prevent Persistent Fistulas in Patients That Have Undergone EUS-Directed Transgastric ERCP: A Multicenter Retrospective Cohort Study
- P4474. (S1627).** ERCP Outcomes in Patients With Low Body Mass Index: A Propensity Score-Matched Study
- P4475. (S1628).** Efficacy of Endoscopic Treatment of Post Living Donor Liver Transplant Biliary Strictures
- P4476. (S1629).** Endoscopic Ultrasound-Guided Sampling of Lung Masses: A Systematic Review and Meta-Analysis
- P4477. (S1630).** Comparative Study to Determine the Incidence of Post Sphincterotomy Bleeding and Associated Risk Factors in Patients With Cirrhosis
- P4478. (S1631).** Investigating the Influence of Gastric Interstitial Cells of Cajal on Gastric Per Oral Endoscopic Pyloromyotomy Results
- P4479. (S1632).** Peri-Operative Use of Antibiotics for Per-Oral Esophageal Myotomy: A Real World Retrospective Cohort Study From the TriNetX US Collaborative Networks
- P4480. (S1633).** Trends and Design Aspects of Ongoing ERCP Clinical Research – Analysis of Studies Registered in U.S. Clinical Trial Registry
- P4481. (S1634).** An Updated Systematic Review and Meta-Analysis Comparing the Efficacy of EUS-Guided Coiling vs Cyanoacrylate Injection for Gastric Varices
- P4482. (S1635).** Safety and Feasibility of Endoscopic Ultrasonography Guided Liver Biopsy (EUS-LB) in a Free-Standing Ambulatory Surgery Center (ASC)
- P4483. (S1636).** Comparison of Diagnostic Performance of Macroscopic Onsite Evaluation (MOSE) for Tissue Acquisition With EUS-Guided Fine Needle Specimens With Rapid Onsite Evaluation (ROSE) and Conventional Techniques: A Meta-Analysis
- P4484. (S1637).** Stereomicroscopic On-Site Evaluation in Endoscopic Ultrasound-Guided Tissue Acquisition of Upper GI and Pancreatic Lesions: A Systematic Review and Meta-Analysis
- P4485. (S1638).** Determinants of Endoscopic Ultrasound Utilization and Survival Outcomes in Gastric Adenocarcinoma: Insights from SEER
- P4486. (S1639).** Endoscopic Ultrasound for Staging of Esophageal Adenocarcinoma: Insights on Utilization and Survival Outcomes From a Nationwide Sample
- P4487. (S1640).** The Prevalence of Large Colorectal Polyps Requiring EMR, ESD, EFTR, or Surgery Found During Screening Colonoscopy
- P4488. (S1641).** Novel Use of Biliary Fully Covered Self-Expanding Metal Stent for Management of Intraluminal Transmural Defects
- P4489. (S1642).** Analysis of Reported Adverse Events Related to The Use of Radio-Frequency Ablation (RFA) Catheters: An FDA MAUDE Database Study
- P4490. (S1643).** Outcomes of Endoscopic Retrograde Cholangiopancreatography (ERCP) in Octogenarians, Nonagenarians, and Centenarians
- P4491. (S1644).** Endoscopic Treatment With the Cardiac Septal Occluder for Post-Bariatric Surgery Leaks and Fistulas: A Multicenter Study
- P4492. (S1645).** Comparing the Efficacy, Safety, and Outcomes of Endoscopic Submucosal Dissection versus Endoscopic Full Thickness Resection for Complex Colorectal Lesions: A Systematic Review and Meta-Analysis
- P4493. (S1646).** No Clinically Significant Change in FIB-4 Score With ESG or Combined Therapy With ESG and Pharmacotherapy
- P4494. (S1647).** ESG Combined With Pharmacotherapy is Associated With Greater Patient Visit Compliance Compared to ESG Alone

NOTE: All accepted abstracts will appear in the Supplement to the October 2024 issue of the *AJG*. The supplement IDs are listed in parentheses after the poster ID.

POSTER PRESENTATIONS

TUESDAY, OCTOBER 29, 10:30 AM - 4:00 PM

P4495. (S1648). Safety and Efficacy of Endoscopic Ultrasound-Guided Pelvic Abscess Drainage: An Updated Systematic Review and Meta-Analysis

P4496. (S1649). Endoscopic Ultrasound-Guided Choledochoduodenostomy (EUS-CDS) for Biliary Drainage in Malignant Common Bile Duct Obstruction With Failed ERCP: A Tertiary Care Hospital's Experience

P4497. (S1650). Assessing the Efficacy and Safety of EUS-RFA in Pancreatic Adenocarcinoma: A Systematic Review and Meta-Analysis

P4498. (S1651). Long-Term Clinical Outcomes After Endoscopic Stapling System Therapy of Patients With Gastroesophageal Reflux Disease (GERD)

P4499. (S1652). Head-to-Head Comparison of Intra-gastric Balloon vs Endoscopic Sleeve Gastroplasty for Obesity: A Systematic Review and Meta-Analysis

P4500. (S1653). EMR vs ESD for Large Polyps (>20mm)

P4501. (S1654). Novel Artificial Intelligence (AI) Systems in Detecting Adenomas in Colonoscopy: A Systematic Review and Network Meta-Analysis

P4502. (S1655). Fenestrated Gallbladders and Bile Leaks: An Upfront Endoscopic Approach to Improve Outcomes

P4503. (S1656). Comparing Diagnostic Performance of 19-Gauge and 22-Gauge Needles in Endoscopic Ultrasound-Guided Liver Biopsy: A Systematic Review and Meta-Analysis

P4504. (S1657). Short Versus Standard Peroral Endoscopic Myotomy for Esophageal Achalasia: A Meta-Analysis of Randomized Controlled Trials

P4505. (S1658). Risk Factors for Cholecystitis After Self-Expandable Metallic Stent Placement for Malignant Distal Biliary Obstruction: A Systematic Review and Meta-Analysis

P4506. (S1659). Weekends vs Weekdays: A Retrospective Comparison of ERCP Outcomes

INTERVENTIONAL ENDOSCOPY

Clinical Vignettes/Case Reports

P4507. (S4098). A Rare Cause of Post-ERCP Epigastric Pain: Fatty-Falciform Ligament Appendage Torsion

★ *Presidential Poster Award*

P4508. (S4099). An Unusual and Challenging Case of Dysphagia and Dysphonia after ERCP: A Case of Tapia's Syndrome

P4509. (S4100). ERCP, Stent, and Beyond: A Rare Sequence of Events Post-Cholecystectomy Leading to Pneumoperitoneum

★ *Presidential Poster Award*

P4510. (S4101). Successful Management of Pancreatic Insulinoma by Endoscopic Ultrasound Guided Radio Frequency Ablation

P4511. (S4102). Closing Paths: ASD Occluder Innovation in Gastropleural Fistula Closure

P4512. (S4103). An Unexpected Detour: Navigating Enteric Biliary Fistula in Endotherapeutics

P4513. (S4104). Initial Experience With the Transmural Use of a New Endoscopic Ultrasound Core Needle Biopsy Device: A Case Series

P4514. (S4105). Non-Conventional Approach to Therapeutic ERCP in a Patient With Roux-en-Y Gastric Bypass

P4515. (S4106). Between a Stone and a Heart Place: Post-Sphincterotomy Bleeding in a Patient With NSTEMI

P4516. (S4107). Endoscopic Ultrasound-Guided Jejunal-Colonic Anastomosis Using a Lumen-Apposing Metal Stent (LAMS) in a Patient With Small Bowel Obstruction Secondary to Metastatic Adenocarcinoma of the Appendix

P4517. (S4108). Successful Management of Benign Obstruction Due to Superior Mesenteric Artery Syndrome With Endoscopic Ultrasound-Guided Gastrojejunostomy

P4518. (S4109). Trapped: Endoscopic Management of Snare Entrapment During Polypectomy

P4519. (S4110). Hyperplasia of Brunners' Glands as a Cause of Gastrointestinal Bleeding in a Young Patient: An Endoscopic Approach

P4520. (S4111). A Case Series of Threes: Three Gastrointestinal Carcinoid Tumors in Three Locations Treated With Three Novel Endoscopic Techniques

P4521. (S4112). Novel Non-Injection Non-Tunnel Technique for Peroral Endoscopic Myotomy (Ni-POEM) for the Treatment of a Refractory Killian-Jamieson Diverticulum (KJD)

P4522. (S4113). Transoral Outlet Occlusion? An Adverse Event in Patients Undergoing Endoscopic Revision for Weight Regain After a Roux-en-Y Gastric Bypass (RYGB)

P4523. (S4114). Complex Endoscopic Management of Pancreatitis Complicated by Walled-Off Necrosis and Biliary Fistula

P4524. (S4115). Unusual Occurrence of Significant Bleeding After Fine-Needle Biopsy of a Subepithelioid Gastrointestinal Stromal Tumor Successfully Managed with an Over-the-Scope-Clip (OTSC)

P4525. (S4116). Unraveling an Uncommon Cause of Hemobilia: An Interesting Case of Gallbladder Adenocarcinoma

P4526. (S4117). Rectal Condyloma Acuminatum Treated with Endoscopic Submucosal Dissection

P4527. (S4118). Endoscopic Ultrasound-Guided Fine Needle Biopsy Diagnosis of A Rare Retroperitoneal Tumor: Mesenteric Ganglioneuroma

P4528. (S4119). Diagnostic Utility of Endoscopic Ultrasound in Identifying a Rare Celiac Axis Mass: Organizing Hematoma From Spontaneous Contained Rupture

P4529. (S4120). Type 1C Choledochal Cyst With Recurrent CBD Dilation After Roux-en-Y Hepaticojejunostomy

P4530. (S4121). A "Bloody" Obstruction: A Case of Duodenal Hematoma Treated With Endoscopic Balloon Dilation

P4531. (S4122). Use of SEMS in an Esophageal Perforation for Post Dilation in Type A Tracheoesophageal Fistula

P4532. (S4123). They Want Us to FNB the Lung? Of Course!

P4533. (S4124). Prostate Cancer Recurrence in the Rectum Diagnosed by Endoscopic Ultrasound-Guided Fine Needle Biopsy

P4534. (S4125). Bypassing the Bypass - A Diagnostic Odyssey: Ampullary Mass in a Roux-en-Y Patient with Obstructive Jaundice Revealed by EDGE

P4535. (S4126). Multidisciplinary Management for Large and Difficult Choledocholithiasis: The Role of Choledochotomy

P4536. (S4127). Septic Shock Due to Fusiform Bacterium Nucleatum After Endoscopic Fine Needle Biopsy of a Large Abdominal Mass

NOTE: All accepted abstracts will appear in the Supplement to the October 2024 issue of the *AJG*. The supplement IDs are listed in parentheses after the poster ID.

POSTER PRESENTATIONS

TUESDAY, OCTOBER 29, 10:30 AM - 4:00 PM

P4537. (S4128). Early Stent Migration Leading to Duodenal Perforation Post-Cholecystectomy

P4538. (S4129). Reverse Endoscopic Ultrasound-Guided Neo-Gastrojejunostomy

P4539. (S4130). An Uncommon Result in a Common Finding: The Rare Case of a Gastric Glomus Tumor

P4540. (S4131). Catching a Wolf in Sheep's Clothing: Successful Endoscopic Mucosal Resection of a Large Duodenal Pyloric Gland Adenoma

P4541. (S4132). Neuroendocrine Tumor of the Ampulla of Vater: A Rare Cause of Biliary Obstruction

★ *Presidential Poster Award*

P4542. (S4133). Unusual Presentation of Epstein-Barr Virus Positive Diffuse Large B-Cell Lymphoma Involving the Mediastinum and Esophageal Wall

P4543. (S4134). Treatment of Refractory Duodenal Perforation With Over-the-Scope Stent

P4544. (S4135). Calcineurin Inhibitor-Associated Achalasia Treated With Peral Endoscopic Myotomy

P4545. (S4136). Does Endoscopic Sleeve Gastropasty Worsen Esophageal Motility?

★ *Presidential Poster Award*

P4546. (S4137). Does Endoscopic Sleeve Gastropasty Worsen Acid Reflux?

P4547. (S4138). A Case of Bouveret Syndrome Treated With Electrohydraulic Lithotripsy in a Patient With Cirrhosis and *Clostridioides difficile* Infection

P4548. (S4139). Acute Acalculous Cholecystitis Resembling Mirizzi Syndrome With Intrahepatic Abscesses Treated With CBD Stent

P4549. (S4140). EUS Cholangiography-Assisted ERCP for Difficult Biliary Cannulation

P4550. (S4141). Dual Endoscopic Myotomy for Concurrent Achalasia and Esophageal Diverticulum: An Innovative Approach

★ *Presidential Poster Award*

P4551. (S4142). Unique Approach to Managing Hepatojejunal Anastomosis Stricture in a Patient with Long Roux-en-Y Limb

★ *Presidential Poster Award*

P4552. (S4143). Revolutionizing PEG Tube Fistula Closure: The Innovative Over-the-Scope Clip System

P4553. (S4144). Per-Oral Endoscopic Myotomy For Treatment Of Zenker-Like Traction Diverticulum Secondary To Cervical Hardware Erosion

P4554. (S4145). Navigating Complex Esophageal Perforations: A Case-Specific Approach to Successful Outcomes

P4555. (S4146). Beyond the Norm: Intraductal Papillary Mucinous Neoplasm With an Unusual Presentation Mimicking Gastric Outlet Obstruction – A Case Report

P4556. (S4147). A Case of a Malignant Ampullary Ulceration

P4557. (S4148). Fixing the Fistula: A Curious Case of Persistent Coloenteric Fistula

P4558. (S4149). Hidden Connections: A Case of Gastrocolic Fistula From Gastrojejunostomy

P4559. (S4150). Endoscopic Intraluminal Electrohydraulic Lithotripsy for the Treatment of a Giant Rectal Fecalith

★ *Presidential Poster Award*

P4560. (S4151). Development of a Large Tracheoesophageal Fistula After Thoracic Endovascular Aortic Repair (TEVAR)

P4561. (S4152). Successful Endoscopic Management of Near-Fatal Boerhaave's Syndrome in High-Risk Non-Operative Patient

P4562. (S4153). Endoscopic Closure of a Subacute Gastric Perforation

P4563. (S4154). Mysterious Mesentery - Evaluation of Sclerosing Mesenteritis With Dominant Lesion

P4564. (S4155). Navigating Unresectable Pancreatic Masses: An Endoscopic Ultrasound-Guided Approach to Biliary Drainage in a Patient With an Indwelling Luminal Stent

LIVER

Standard Study

P4565. (S1931). The Utilization of Non-Invasive Tests (NITs) for the Clinical Management of Metabolic Dysfunction Associated Steatotic Liver Disease (MASLD) in the United States

P4566. (S1932). Efficacy and Safety of Bulevirtide Monotherapy for Chronic Hepatitis Delta in Patients With and Without Cirrhosis: Results From the Week 96 Interim Analysis of a Phase 3 Randomized Study

★ *Presidential Poster Award*

P4567. POSTER WITHDRAWN

P4568. POSTER WITHDRAWN

P4569. (S1935). How Accurate Is FIB-4 vs Fibroscan in Clinical Practice: Comparing Methodology of Liver Fibrosis Assessment

P4570. (S1936). Prevalence and Association Between Chronic Hepatitis C in Patients Admitted With Alcohol Withdrawal: A Nationwide Analysis

P4571. (S1937). Patterns and Predictors of Outcomes in Total Parenteral Nutrition Associated Liver Disease

P4572. (S1938). Investigating Clinical Characteristics and Outcomes of Hypoxic Hepatitis: A Single Institutional Study

P4573. (S1939). The Evolving Landscape of Drug Induced Liver Injury (DILI): Tracking New Drug Culprits

★ *Presidential Poster Award*

P4574. (S1940). Clustering Hepatocellular Carcinoma Patients Using Unsupervised Machine Learning and Its Effect on Survival: A Population-Based Study

P4575. (S1941). Mortality of Locoregional Therapy Outcomes for Hepatocellular Cancer Patients With Advanced HCC Stage Based on Performance Status

P4576. (S1942). Breaking Boundaries: A Comparative Study of Hepatitis C Mortality Rates in Oklahoma Against the Nation, 1999-2020

★ *Presidential Poster Award*

P4577. (S1943). Machine Perfusion in Liver Transplantation: A Systematic Review and Meta-Analysis

P4578. (S1944). Recruitment of Minority Patients in Metabolic Dysfunction-Associated Steatotic Liver Disease Clinical Trials

POSTER PRESENTATIONS

TUESDAY, OCTOBER 29, 10:30 AM - 4:00 PM

- P4579. (S1945).** Seroprevalence of Hepatitis E Virus in Healthy Blood Donors in Latin America: A Systematic Review and Meta-Analysis
- P4580. (S1946).** Omega-3 Polyunsaturated Fatty Acids Ameliorate Diet-Induced Hepatic Steatosis and Cardiomyopathy in Mice
- P4581. (S1947).** Don't Get Confused – Prophylactic Lactulose Reduces Hepatic Encephalopathy and Hospital Admissions in Post-TIPS Patients
- P4582. (S1948).** Use of Long-Term Albumin in Cirrhotic Patients With Refractory Ascites: A Retrospective Study
- P4583. (S1949).** Prevalence of Hepatic Disorders Among U.S Population: Updated Epidemiological Reports
- P4584. (S1950).** A Comparative Study of Prognostic Scores for Predicting 28-Day Mortality in Patients Having Acute on Chronic Liver Failure
- P4585. (S1951).** A Systematic Review and Network Meta-Analysis of Endoscopic Innovations in MASLD Management
- P4586. (S1952).** Are Asians and Pacific Islanders at Higher Risk? Insights From Hospitalized Patients With Cirrhosis Undergoing Paracentesis
- P4587. (S1953).** Age-Specific Insights into Preferred Campaign Styles and Trusted Information Sources for HBV and HCC Prevention among Midwestern Adults: A Visual Aid-Based Study
- P4588. (S1954).** Disparities in Hepatitis B Vaccination Uptake and Liver Cancer Risk Factor Awareness Among Minnesota State Fair Attendees
- P4589. (S1955).** Assessment of Genetic Variants and Ancestry in Lean and Non-Lean MASLD Patients in a Latin American Cohort
- P4590. (S1956).** Racial and Ethnic Disparities in Outcomes of Acute Liver Failure Hospitalizations in the United States
- P4591. (S1957).** Trends in the Early Adoption of Terlipressin Among Hospitalized Adults with Hepatorenal Syndrome in the U.S.: A Real-World Analysis
- P4592. (S1958).** Long-Term Risks of Cirrhosis and Hepatocellular Carcinoma Among Treatment Naïve Chronic Hepatitis B Patients by Baseline Hepatitis B Viral Load
- P4593. (S1959).** Herpes Zoster Infection in Cirrhosis Patients: A National Inpatient Database Analysis
- P4594. (S1960).** Ethnicity's Role in Acute Liver Failure Outcomes: A Comprehensive Analysis in the United States
- P4595. (S1961).** Quality Improvement in Decompensated Cirrhosis: Standardizing the Admission Process
- P4596. (S1962).** Trends and Disparities in Hepatorenal Syndrome-Related Mortality in the United States From 1999-2020: A Nationwide Analysis
- P4597. (S1963).** Optimizing Discharge Efficiency for Patients With Liver Disease: Harnessing Stressors, and Building Ownership for Lasting Improvement
- P4598. (S1964).** Development of a Novel Probabilistic Analysis and Reporting Algorithm in VCTE
- P4599. (S1965).** Disparities in Allogeneic Liver Transplantation In Patients Admitted To The Hospital With Decompensated Cirrhosis: A National Database Analysis
- P4600. (S1966).** Bariatric Surgery Outcomes in Metabolic Dysfunction-Associated Steatotic Liver Disease (MASLD) Patients: Propensity Matched Analysis of a Large Multi-Institutional Cohort
- P4601. (S1967).** Comprehensive Score vs FIB-4 Score to Identify Hepatic Fibrosis
- P4602. (S1968).** Pre-Transplant Cardiovascular Risk Stratification and Early Post-transplant Cardiac Events in Liver Transplant Recipients
- P4603. (S1969).** A Systematic Review of Percutaneous Endoscopic Gastrostomy Placement in Patients with Cirrhosis
- P4604. (S1970).** Increasing Incidence and Mortality of Alcoholic Liver Disease in Patients Under the Age of 50 Years: Insights From the National Inpatient Sample (NIS)
- P4605. (S1971).** Non-English Primary Language Linked to Increased Complications and Reduced Transplant Rates in Cirrhosis Patients: Insights From Population-Based Multi-Network Analysis
★ *ACG Health Equity Research Award*
★ *Presidential Poster Award*
- P4606. (S1972).** Increasing Provider Comfort With Initiating Advance Care Planning Discussions and Medical Power of Attorney Documentation for Patients With Cirrhosis
- P4607. (S1973).** Disparities in Locoregional Therapy Type or Curative Intent for Hepatocellular Carcinoma by Race or Ethnicity
- P4608. (S1974).** Effects of Steatotic Liver Disease-Associated Genetic Risk Alleles on Longitudinal Outcomes: A Systematic Review and Meta-Analysis
- P4609. (S1975).** Patient Advocates Increase Compliance with Hepatocellular Carcinoma Screening in Medicaid Patients with Cirrhosis
★ *Presidential Poster Award*
- P4610. (S1976).** Prevalence and Impact of Protein-Calorie Malnutrition in Hospitalized Patients With Alcohol-Associated Liver Disease or Metabolic Dysfunction-Associated Steatotic Liver Disease
- P4611. (S1977).** Quality Improvement: Assessing Knowledge of MASLD Risk Stratification and Perception of Management Responsibility in the Primary Care Setting
- P4612. (S1978).** Plasma High-Resolution Metabolomics Identifies Differences in Linoleic Acid and Vitamin A Metabolism Between Adults with Steatosis and Steatohepatitis
★ *Presidential Poster Award*
- P4613. (S1979).** MELD-Psoas: A New Composite Predictive Score for Post-Liver Transplant Outcomes
- P4614. (S1980).** Assessing the Role of Donated Medications in Post-Liver Transplant Patients
- P4615. (S1981).** A Systematic Review Comparing GLP-Agonists and Resmetirom for Improving Fibrosis among Patients with Metabolic Dysfunction-Associated Fatty Liver Disease (MAFLD)
- P4616. (S1982).** Relationship Between the Level of Hepatic Steatosis and Body Mass Index in Patients of the Centro de Gastroenterología Avanzada in the Period January 2021-August 2022
- P4617. (S1983).** Extracorporeal Membrane Oxygenation Use in Patients Undergoing Allogeneic Liver Transplant: A Retrospective National Analysis
- P4618. (S1984).** Sex Disparities in Characteristics and Outcomes of Patients With Alcoholic Hepatitis: A Retrospective Analysis via the National Inpatient Sample
- P4619. (S1985).** Trends and Disparities in Autoimmune Hepatitis-Related Mortality in the United States: A Population-Based Study From 2003-2022
- P4620. (S1986).** Demographics, Outcomes, and Healthcare Utilization in Acute Liver Failure With Coma: A 5-Year Analysis From the National Readmission Database
- P4621. (S1987).** Enhancing Diagnosis and Management of Metabolic Dysfunction-Associated Steatotic Liver Disease (MASLD) Through a Targeted Education Intervention in an Endocrinology Clinic: A Real-World Quality Improvement Project
- P4622. (S1988).** Knowledge, Skills, and Confidence Gaps in Diagnosis of Primary Biliary Cholangitis Among Gastroenterologists and Advance Practice Providers Practicing in Gastroenterology or Hepatology
- P4623. (S1989).** A Global Comparison of Liver Transplant Drug Pricing: US vs the G7 Countries and Australia

POSTER PRESENTATIONS

TUESDAY, OCTOBER 29, 10:30 AM - 4:00 PM

P4624. (S1990). A Global Comparison of Hepatitis B Drug Pricing: US vs the Other G7 Countries and Australia

P4625. (S1991). Associations Between Liver Disease Etiology and Post-Liver Directed Treatment Mortality in HCC

P4626. (S1992). An Academic Institution's Early Lessons in Linking Care to Socioeconomically Disadvantaged Hepatitis C Patients

P4627. (S1993). Elucidating the Oncogenic Roles of Extrachromosomal Circular DNA (eccDNA) in Hepatitis B Virus-Associated Liver Cirrhosis and Hepatocellular Carcinoma: Implications for Early Diagnostic Markers
★ *Presidential Poster Award*

P4628. (S1994). The Changing Landscape of Autoimmune Hepatitis Mortality in the United States

P4629. (S1995). Exploring the Association of Liver Stiffness With Inflammation and Waist-to-Hip Ratio: NHANES (2017 to 2020)

P4630. (S1996). Statins Protect Against Major Liver Events in Patients With Primary Biliary Cholangitis

P4631. (S1997). Trends in Prescriber Characteristics of Hepatitis C Direct-Acting Antivirals in the United States

P4632. (S1998). The Impact of COVID-19 on Alcohol Related Morbidity and Mortality: A Large Multicenter Study

P4633. (S1999). Post-Transplant Hepatic Encephalopathy After Recurrent Cirrhosis

P4634. (S2000). Liver Outcomes (Re-Compensation and MELD Score) and Survival After TIPS Placement in Patients With Decompensated Cirrhosis

P4635. (S2001). Effect of Aspirin and Statin on Liver Markers and Mortality in Patients With Cirrhosis

P4636. (S2002). A New 3-variable Model Outperforms MELD and King's College Criteria in Hospitalized Patients With Severe Idiosyncratic DILI

P4637. (S2003). Safety and Efficacy of Pegzofermin for Treatment of MASH and Hypertriglyceridemia: A Meta-Analysis

P4638. (S2004). Comparative Efficacy of Mycophenolate Mofetil vs Azathioprine as First-Line Treatments for Autoimmune Hepatitis in Treatment Naive Patients: A Meta-Analysis

P4639. (S2005). The Global and Regional Burden of Liver Cancer Due to Alcohol Use From 1980 to 2021: Insights from the 1980-2021 GBD Study

P4640. (S2006). Temporal Trends and Regional Disparities in the Burden of Metabolic Dysfunction-Associated Steatotic Liver Disease (MASLD) From 1980 to 2021: An Analysis of GBD Study 2021

P4641. (S2007). The Impact of Long-Term Aspirin Use on Outcomes Among Hospitalized Patients With Metabolic Dysfunction-Associated Steatotic Liver Disease

P4642. (S2008). Patients Admitted With Sepsis and Gastrointestinal Bleeding, Affected by Metabolic Dysfunction-Associated Steatotic Liver Disease (MASLD), Exhibit Worse Clinical Outcomes

P4643. (S2009). Coffee Consumption Has No Protective Effects on Liver Fibrosis or Steatosis: NHANES 2017-2018 Analysis

P4644. (S2010). Identification of At-Risk MASH Patients in Clinical Routine Using the MASEF Score as Non-Invasive Approach

P4645. (S2011). Real-World Characteristics of the Patients With Metabolic Dysfunction-Associated Steatohepatitis Prescribed Resmetirom: Data Derived From Two Tertiary Care Centers in the United States

P4646. (S2012). Diagnostic Performance of MASEF score to detect at-risk MASH in Clinical Routine

P4647. (S2013). Differences in the Prevalence and Mortality of Chronic Hepatitis C Infection by Race and Ethnicity Among Inpatients with Coronary Artery Disease

P4648. (S2014). Branched-Chain Amino Acids Supplementations for Sarcopenic Patients with Liver Cirrhosis: A Systematic Review and Meta-Analysis

P4649. (S2015). Cholangiocyte Response to Seladelpar Treatment
★ *Presidential Poster Award*

P4650. (S2016). Rising Incidence and Prevalence of Autoimmune Hepatitis in a Southern European Country Cohort: Clinical Features and Treatment Response

P4651. (S2017). Implementing MASLD Screening Using FIB-4 Index in Diabetic Patients: PI/QI Project in a Resident-Driven Clinic in Trenton, NJ

P4652. (S2018). Lean Metabolic Dysfunction-Associated Steatotic Liver Disease: Higher Mortality and Complication Rates Compared to Higher BMI

P4653. (S2019). Improving the Detection of Chronic Hepatitis C Virus Infection Using a Reflexive, Single-Sample Method for Infection Confirmation

P4654. (S2020). Palliative Care Utilization in Alcoholic Cirrhosis Admissions: Insights from a Six-Year US National Analysis

P4655. (S2021). Suboptimal Adherence to Guidelines to Non-Invasively Rule Out Esophageal Varices In Austin, Texas

P4656. (S2022). Hepatobiliary Carcinoma - Analyzing Current Mortality Trends and Developing an Advanced Long Short-Term Memory (LSTM)-Based Predictive Model for Projecting Future Trends

P4657. (S2023). Readmission Rates for Patients with Cirrhosis at Royal University Hospital

P4658. (S2024). Trends, Gender, and Racial Disparities in Mortality Related to Liver Diseases Associated With Substance Use Disorder in the United States: A Retrospective Analysis from 1999 to 2020

P4659. (S2025). Late and Encephalopathic: Timing and Circumstances of Primary and Specialty Palliative Care in Patients With End Stage Liver Disease

P4660. (S2026). Artificial Intelligence-Enhanced Electrocardiogram Can Successfully Predict Post-Liver Transplant Atrial Fibrillation

P4661. (S2027). Treatment Perceptions and Experiences Among Patients With PBC: Qualitative Results From the ITCH-E Study

P4662. (S2028). Treatment Persistence and ALP Normalization Among Patients With Primary Biliary Cholangitis

P4663. (S2029). Trends in Mortality Due to Non-Alcoholic Fatty Liver Disease Among Patients Aged 25 and Older in the United States: Insights from the CDC WONDER Database

P4664. (S2030). The Prevalence of Low Fecal Elastase Among Patients With Pancreatic Adenocarcinoma

P4665. (S2031). Oral Health Characteristics in U.S. Adults With and Without Metabolic Dysfunction-Associated Steatotic Liver Disease (MASLD)

P4666. (S2032). Association of Oral Health and Metabolic Dysfunction-associated Steatotic Liver Disease (MASLD): Analysis of Data From NHANES 2017-2020

P4667. (S2033). Cardiovascular Disease Risk and Overall Mortality in Patients With Hepatitis C Infection and Depression: A Large Multicenter Cohort Study

P4668. (S2034). High Rates of True Positives in Military Blood Donors Screening for Positive Hepatitis B Virus

POSTERS
TUESDAY

NOTE: All accepted abstracts will appear in the Supplement to the October 2024 issue of the *AJG*. The supplement IDs are listed in parentheses after the poster ID.

POSTER PRESENTATIONS

TUESDAY, OCTOBER 29, 10:30 AM - 4:00 PM

P4669. (S2035). Assessment of GastroGPT: A Gastroenterology-Specific Language Model for Hepatocellular Carcinoma Management

P4670. (S2036). Association Between Statin Use and Clinical Outcomes in Patients With Primary Sclerosing Cholangitis and Inflammatory Bowel Disease: A Propensity Score-Matched Analysis

P4671. (S2037). Comparative Diagnostic Accuracy of Fibrotouch and Fibroscan in Assessing Liver Fibrosis: A Systematic Review and Meta-Analysis

P4672. (S2038). Analyzing and Forecasting Liver Cancer Incidence and Mortality Attributed to Alcohol Use Among Low Socio-Demographic Index Population: A Predictive Model for 2050

P4673. (S2039). Cirrhotic Patients Admitted With ST-Segment Elevation Myocardial Infarction Undergo Less Percutaneous Coronary Intervention and Experience Higher Mortality Rates: A Nationwide Analysis

P4674. (S2040). Risk Factors for Hospital and ICU Admission in Patients Delisted for Liver Transplant

P4675. (S2041). Retreatment Following Initial Treatment With Terlipressin Improved Clinical Outcomes Among Patients With Hepatorenal Syndrome-Acute Kidney Injury: A Pooled Post Hoc Analysis

P4676. (S2042). Mortality in Patients With Cirrhosis Presenting With Acute Coronary Syndrome and Undergoing Coronary Revascularization: A Systematic Review and Meta-Analysis

P4677. (S2043). Clinical Outcomes in Metabolic Dysfunction-Associated Fatty Liver Disease Patients Admitted With Acute Respiratory Failure

P4678. (S2044). Gap in Care: Follow-Up of Incidental Hepatic Steatosis on Imaging in a Urban Safety Net Hospital

P4679. (S2045). Epidemiology and Survival Outcomes of Hepatic Spindle Cell Carcinoma: A SEER Study

P4680. (S2046). Cannabis Use in Metabolic Dysfunction-Associated Steatotic Liver Disease (MASLD): A Friend or a Foe? Insights From a Nationwide Analysis (2016-2020)

P4681. (S2047). Risk of Portal Vein Thrombosis After Bariatric Surgery: Insights From a Propensity-Matched Study in the United States

P4682. (S2048). Maternal and Fetal Outcomes in Post-Transplant Pregnancies: Insights From a National Database

P4683. (S2049). Predictors of Major Adverse Cardiovascular Events in Patients With Primary Biliary Cholangitis

P4684. (S2050). Missed Opportunities to Screen for Fatty Liver: Improving Metabolic Dysfunction-Associated Steatotic Liver Disease (MASLD) Screening Through a Quality Assessment and Quality Improvement Project

P4685. (S2051). Mapping the Hidden Terrain of Hepatocellular Carcinoma: Exploring Geographic Trends in Incidence and Mortality Across Two Decades Using the Largest United States Datasets

P4686. (S2052). Metabolic Syndrome Associated With Diastolic Dysfunction Predisposes to Transjugular Intrahepatic Portosystemic Shunt (TIPS) Failure in Cirrhosis With Refractory Ascites

P4687. (S2053). Targeted Breath Biopsy® Profiling of Induced Biomarkers Unveils a Metabolic Adaptation in Cirrhosis Toward Alcohol Production

P4688. (S2054). Female Gender Is Associated With Lower Rates of Liver and Non-Liver Adverse Events Among Patients Admitted With MASLD: National Inpatient Sample 2016-2020 Analysis

P4689. (S2055). POSTER WITHDRAWN

P4690. (S2056). Adult Split Liver Transplant has Better Patient and Graft Survival Than Whole Deceased Liver Transplant in the United States

P4691. (S2057). Liver Changes Among Transgender People Receiving Gender Affirming Hormone Therapy: A Systematic Review

P4692. (S2058). Applying Large Language Models to Better Understand Psychosocial Factors Influencing Successful Liver Transplant Completion

P4693. (S2059). Incidence and Prevalence of Cirrhosis in Hemochromatosis Gene Carriers: A National Analysis

LIVER

Clinical Vignettes/Case Reports

P4694. (S4508). Liver and Brain Abscess With Meningitis: A Rare Case of Klebsiella pneumoniae Invasive Syndrome in the United States

P4695. (S4509). A Rare Case of Hepatic Angiosarcoma

P4696. (S4510). Epstein-Barr Virus and Herpes Simplex Virus Co-Infection: A Rare Cause of Severe Acute Liver Injury

P4697. (S4511). Unveiling The Flood: A Case of Spontaneous Umbilical Hernia Rupture in Cirrhosis

P4698. (S4512). Solving the Hiccup Mystery: A Rare Presentation of Pyogenic Liver Abscess

P4699. (S4513). Nodular Regenerative Hyperplasia in Pediatric Transaminitis

P4700. (S4514). Endoscopic Coil and Glue Embolization as an Alternative to Transvenous Obliteration for Salvage Hemostasis of Gastric Varices

P4701. (S4515). Hepatocaval Stenosis as a Rare Etiology of Nonthrombotic Budd-Chiari Syndrome

P4702. (S4516). Uncharted Territory: Solid Pseudopapillary Neoplasm Arising from the Liver

P4703. (S4517). AV Fistulas and Liver Cirrhosis: A Reverse Domino Effect

P4704. (S4518). A Large Portal Vein Aneurysm in the Absence of Portal Hypertension Managed Conservatively With Monitoring

P4705. (S4519). Case Series of Decompensated Cirrhosis in Patients With Systemic Sarcoidosis

P4706. (S4520). Yersinia Enterocolitica Hepatic Abscesses Masquerading as Hepatic Metastases

P4707. (S4521). A Case of Infected Loculated Ascites Managed with tPA Administration

P4708. (S4522). A Case of Acute Budd Chiari Syndrome Treated With Portosystemic Shunting

P4709. (S4523). Beyond the Bite: An Uncommon Hepatic Manifestation of Lyme Disease

P4710. (S4524). A Rare Case of Drug-Induced Autoimmune-Like Hepatitis Associated With Labetalol Use

P4711. (S4525). An Unanticipated and Painful Diagnosis: Symptomatic Hepatic Sarcoidosis

P4712. (S4526). Post COVID-19 Cholangiopathy With Portopulmonary Hypertension: A Case Report

NOTE: All accepted abstracts will appear in the Supplement to the October 2024 issue of the *AJG*. The supplement IDs are listed in parentheses after the poster ID.

POSTER PRESENTATIONS

TUESDAY, OCTOBER 29, 10:30 AM - 4:00 PM

- P4713. (S4527).** A Post-Transplant Immunosuppression Complication: EBV-Positive Classic Hodgkin Lymphoma PTLD Mimicking as Cholangiocarcinoma
- P4714. (S4528).** A Rare Case of Brucellosis With Hepatic Involvement
- P4715. (S4529).** The Dark Side of Slimming: Weight Loss Supplement Induced Liver Injury
- P4716. (S4530).** Lynch Syndrome and Liver Disease - Connecting the Dots
- P4717. (S4531).** Cardiac Clot or Cancer? A Presentation of Metastatic HCC
★ *Presidential Poster Award*
- P4718. (S4532).** Idiopathic Refractory Ascites: A Rare and Fatal Complication of Haemopoietic Stem Cell Transplant in a Patient With Acute Myelogenous Leukemia
- P4719. (S4533).** Secondary Hemophagocytic Lymphohistiocytosis in a Young Patient With Human Immunodeficiency Virus and Epstein-Barr Virus-Associated Classic Hodgkin Lymphoma
- P4720. (S4534).** Case Report: A Rare Form of Hepatocellular Carcinoma in a Patient With Inflammatory Bowel Disease
- P4721. (S4535).** Complicated Portal Vein Thrombosis Requiring Creation of a Surgical Shunt
★ *Presidential Poster Award*
- P4722. (S4536).** The Use of N-Acetylcysteine (NAC) in Cocaine-Induced Acute Liver Injury: A Case Report
- P4723. (S4537).** Turmeric's Bitter Twist: Drug-Induced Liver Injury from Turmeric Supplements
- P4724. (S4538).** Successful Treatment of a Multiloculated, Giant Pyogenic Liver Abscess Through Non-Operative Approach
- P4725. (S4539).** Hepatitis B and Hypogammaglobulinemia: Unusual Associates of Hepatic Sarcoidosis
- P4726. (S4540).** A Novel Case of Type III Mixed Cryoglobulinemia in a Patient With Chronic Hepatitis C
- P4727. (S4541).** Silent Invader: Cryptococcosis in Non-HIV Liver Cirrhosis
- P4728. (S4542).** Cutaneous Metastasis in a Patient With Combined Hepatocellular Cholangiocarcinoma
- P4729. (S4543).** Unveiling the Genetic Culprit: A Diagnostic Dilemma of Recurrent Cholestasis and Intrahepatic Stones
- P4730. (S4544).** A Case of Caroli's Disease in the Setting of Poor Access to Liver Transplant Services
- P4731. (S4545).** Simultaneous Presentation of Post-Transplant Lymphoproliferative Disorder (PTLD) and Acute Cellular Rejection (ACR) in a Liver Transplant Recipient: A Therapeutic Conundrum
- P4732. (S4546).** An Elusive Case of Tuberculous Hepatitis With Concurrent Hepatitis B Reactivation
- P4733. (S4547).** Severe Immune Checkpoint Inhibitor Hepatitis: Case Report
- P4734. (S4548).** A Case of Variceal Bleeding Post-Whipple in a Patient Without Cirrhosis
- P4735. (S4549).** Effective Management of Advanced Hepatocellular Carcinoma With Nivolumab: A Case Report
- P4736. (S4550).** Autoimmune Hepatitis in the 8th Decade of Life
- P4737. (S4551).** Rare However You Paint It: Hepatic Angiosarcoma Complicated by Liver Decompensation and Kasabach-Merritt Syndrome
- P4738. (S4552).** Evidence of Iron Overload After COVID-19 Vaccinations: The Li(Fe) of Identical Twins
- P4739. (S4553).** Born Into Catastrophe: A Tale Of Competing Diagnoses
- P4740. (S4554).** Falling Through The Cracks: A Case Of Cholestatic Injury With Supratherapeutic Testosterone Supplementation
- P4741. (S4555).** A Rare Case of HSV Hepatitis and Peritonitis in a Post-Transplant Patient
- P4742. (S4556).** Congenital Cytomegalovirus Infection: A Rare Cause of Non-Cirrhotic Portal Hypertension
- P4743. (S4557).** Navigating Therapeutic Challenges in Metastatic Fibrolamellar Hepatocellular Carcinoma: A Case Report
- P4744. (S4558).** Hemorrhagic Complication of an Ultrasound-Guided Paracentesis
- P4745. (S4559).** Successful Use of Corticosteroids to Accelerate Recovery in Severe Autoimmune-like Hepatitis From Isoniazid: A Case Report
- P4746. (S4560).** In Dire Need of A-Cyst-Ance
- P4747. (S4561).** Invasive Liver Abscess Syndrome Predisposed by Klebsiella Pneumoniae-Related Prostate Abscess in a Nondiabetic Patient: A Case Report
- P4748. (S4562).** Metastatic Breast Cancer in a Liver Transplant Patient Originating From the Cadaver Donor
- P4749. (S4563).** Hepatic Vein Thrombosis Secondary to an Entamoeba histolytica Infection
- P4750. (S4564).** Inflammatory Pseudotumor Formation in Klebsiella Liver Abscess Syndrome
- P4751. (S4565).** Endotipsitis: An Underdiagnosed Complication of Transjugular Intrahepatic Portosystemic Shunt Presenting as Septic Pulmonary Emboli
- P4752. (S4566).** Tacrolimus-Induced Type IV Renal Tubular Acidosis in an Orthotopic, Cadaveric Liver Transplant Patient
- P4753. (S4567).** A Rare Case of Olanzapine-Induced Liver Injury Due to DRESS Syndrome
- P4754. (S4568).** A Fishy Case of Hepatic Abscess
- P4755. (S4569).** A Rare Case of Angiosarcoma in Patients With Liver Transplant
- P4756. (S4570).** Rescue PAATO/CAATO for Recurrent Peristomal Variceal Bleeding Secondary to Hepatic Metastases Causing Portal Hypertension
★ *Presidential Poster Award*
- P4757. (S4571).** Recurrent Liver Abscesses Associated With a Metastatic Neuroendocrine Tumor
- P4758. (S4572).** Weight Loss is the Boss: Hepatic Adenomas
- P4759. (S4573).** Cutaneous Bleeding Caput Medusa: A Life-Threatening Condition
- P4760. (S4574).** An Unusual Case of Bleeding Varices: Hepatic Schistosomiasis
- P4761. (S4575).** Salivary Gland Tumor Presenting as a Large Metastatic Hepatic Mass: A Case Report
- P4762. (S4576).** Unique Case of Vanishing Bile Duct Syndrome Exacerbated by Noncompliance
- P4763. (S4577).** Unmasking the Deceiver: Autoimmune Hepatitis Disguised as Lymphoma
- P4764. (S4578).** A Peculiar Case of Hepatolithiasis in the Western World
- P4765. (S4579).** Familial Hyperammonemia Requiring Liver Transplantation: A Case Series of Type 1 Citrullinemia
- P4766. (S4580).** Ascites as a Harbinger of Peritoneal and Hepatic Amyloidosis in AL Amyloidosis and Multiple Myeloma Intersection
- P4767. (S4581).** Syphilitic Hepatitis in an Immunocompetent Patient With Secondary Syphilis and Ocular Involvement

POSTER PRESENTATIONS

TUESDAY, OCTOBER 29, 10:30 AM - 4:00 PM

P4768. (S4582). ESBL E. coli Growth in a Multiloculated Liver Collection in an Elderly Patient With Prior Echinococcus and Ameba Infections - Treatment Dilemma

P4769. (S4583). A Case of Recurrent Liver Injury Associated Acute Pancreatitis (LIAAP)

P4770. (S4584). Veiled in plain sight

P4771. (S4585). Hepatocellular Carcinoma Causing Cardiac Compression

P4772. (S4586). Pyogenic Liver Abscesses as a Unique Complication of Recurrent Diverticulitis

P4773. (S4587). From Fever to Hepatectomy: Diagnosing and Managing Secondary Sclerosing Cholangitis

P4774. (S4588). Sarcoid Beyond the Lungs

P4775. (S4589). Rare Case of Acute Liver Failure Secondary to a Disseminated VZV Infection

P4776. POSTER WITHDRAWN

P4777. (S4591). Steatotic Mass Secondary to Heterozygous Hemochromatosis, A Rare Case of Biliary Obstruction

P4778. (S4592). To Screen or Not to Screen, That is the Question

P4779. (S4593). Polycystic Liver Disease's Silent Squeeze: Unmasking Tachycardia - A Case Report and Review of the Literature

P4780. (S4594). Hepatic Schistosomiasis: An Unexpected Culprit Behind the Hepatic Mass

P4781. (S4595). A Rare Case of Piggyback Syndrome Following Orthotopic Liver Transplant

P4782. (S4596). Cholangioblastic Variant of Intrahepatic Cholangiocarcinoma in a 33-Year-Old Female

P4783. (S4597). Spontaneous Portosystemic Shunt in a Non-Cirrhotic Adult Patient

★ *Presidential Poster Award*

P4784. (S4598). A Rare Case of Granulomatous Reaction Masking Aggressive B Cell Lymphoma Resulting in Misdiagnosis of Sarcoidosis in a Patient Evaluated for Liver Transplant

P4785. (S4599). Post Infantile Giant Cell Hepatitis in the Setting of Newly Diagnosed Systemic Lupus Erythematosus

P4786. (S4600). Purr-ils Of The Liver: A Case of Disseminated Pasteurella In A Patient With MASH Cirrhosis

P4787. (S4601). A Case of Successful Treatment of High-Grade Immune-Mediated Hepatobiliary Toxicity With Oral Budesonide: Shifting the Paradigm Away From Systemic Steroids

★ *Presidential Poster Award*

P4788. (S4602). Extramedullary Hematopoiesis: An Unusual Cause of Ascites in a Post-Liver Transplant Patient

P4789. (S4603). Unmasking Hepatic Amyloidosis in a Patient with Recurrent Ascites

P4790. (S4604). An Unusual Case of Pregnancy-Related Acute Liver Injury in Early Gestation

P4791. (S4605). Primary Hepatic Neuroendocrine Neoplasm: A Rare Entity with a Challenging Presentation

P4792. (S4606). A Rare Lymphoma Associated With a Ubiquitous Disease: A Case of Gastrointestinal Extra-Nodal Natural Killer/T-Cell Lymphoma

P4793. (S4607). An Unusual Case of Cured Hepatitis C But Persistent Liver Enzyme Elevations Leading to Diagnosis of Paget's Disease

P4794. (S4608). A Rare Crisis in Hepatology: Persistent Hepatocellular Secretory Failure

P4795. (S4609). Pre-Operative TIPS in a Patient With HRS and Flood Syndrome: An Alternative Approach to Management

P4796. (S4610). Unorthodox Alcoholic Liver Injury

P4797. (S4611). Acute Portal Vein Thrombosis After Laparoscopic Roux-en-Y Gastric Bypass

P4798. (S4612). Atypical Presentation of Pylephlebitis: A Case of Proctitis and Portal Vein Thrombosis

P4799. (S4613). A Thrombotic Storm: Emergent PVR-TIPS & Bowel Perforation From PVT

P4800. (S4614). Unraveling the Connection: Autoimmune Hepatitis Coexisting With Psoriasis and Alcohol Use Disorder: A Case Report

P4801. (S4615). Booch or Hooch: Excessive Kombucha Intake Mimicking Alcoholic Hepatitis

★ *Presidential Poster Award*

P4802. (S4616). A Case of Primary Hepatic Small Cell Carcinoma Without Any Pulmonary Involvement: A Diagnostic Conundrum

P4803. (S4617). A Rare Drug Induced Liver Injury leading to Liver Transplantation

P4804. (S4618). Cholestatic Hepatitis Secondary to Bartonella henselae in a Liver Transplant Recipient

P4805. (S4619). Pembrolizumab-Induced Acute Liver Failure in a Patient With Stage IV Recurrent Uterine Cancer

P4806. (S4620). A Case of Primary Hepatic Amyloidosis With Infrequent Features

P4807. (S4621). Rare Hepatic Manifestation in Influenza A H1N1: A Case Report of Acute Liver Failure

★ *Presidential Poster Award*

P4808. (S4622). A Case of Non-Cirrhotic Portal Hypertension in the Setting of Cavernous Transformation of Portal Vein Secondary to Portal Vein Thrombosis

P4809. (S4623). Acute Liver Failure and Cytotoxicity Secondary to Natural Killer Cell Leukemia

P4810. (S4624). A Novel Approach to Pseudoportomesenteric Hypertension With Refractory Chylothorax and Ascites

P4811. (S4625). Hepatic Mycobacteroides abscessus Infection in an Immunocompetent Individual: A Case Report and Literature Review

P4812. (S4626). Poor Diagnosis Leads to Poor Prognosis: Dramatic Presentation of Occult Cirrhosis

P4813. (S4627). Lost in Compliance, Lost in Control: A Case of Wilson Disease and Neurological Decline

P4814. (S4628). Trastuzumab-Induced Hepatotoxicity and Outcomes

P4815. (S4629). A Case of HBV Reactivation Causing Liver Deactivation

P4816. (S4630). T-Cell-Induced Porto-Sinusoidal Vascular Disorder (PSVD)

P4817. (S4631). REM Sleep Behavior Disorder Masquerading as Hepatic Encephalopathy in a Decompensated Cirrhotic Patient Trialing Topiramate/Phentermine for Weight Loss

P4818. (S4632). Unmasking a Liver Abscess Mimic: Non-Germinal Center Diffuse Large B-Cell Lymphoma in a Renal Transplant Recipient - A Case Report

P4819. (S4633). Large Adrenocortical Carcinoma Masked as a Liver Mass

P4820. (S4634). Non-Gestational Choriocarcinoma Presenting as a Liver Mass in a Postmenopausal Woman

POSTER PRESENTATIONS

TUESDAY, OCTOBER 29, 10:30 AM - 4:00 PM

- P4821. (S4635).** A Case of a Hearty Liver Cyst
- P4822. (S4636).** Unmasking Kratom: A Helpful Opioid-Substitute or Harmful Hepatotoxic Supplement?
★ *Presidential Poster Award*
- P4823. (S4637).** Acute Liver Failure: A Rare Case of Acute Exacerbation of Autoimmune Liver Disease Triggered by Hantaviral Infection
- P4824. (S4638).** Heart Strings and Liver Fates: Unraveling the Conundrum of Tricuspid Regurgitation, Cardiac Cirrhosis, and Device Dilemmas
- P4825. (S4639).** The Pesky Problem with Pembrolizumab: A Case of Chronic Hepatitis B Reactivation After Use of a Checkpoint Inhibitor
- P4826. (S4640).** An Interesting Case of Metastatic Hepatocellular Carcinoma Extending Into the Right Atrium
- P4827. (S4641).** Porto-Sinusoidal Vascular Disease: A Case Report of PSVD in a Patient with Uncontrolled Diabetes Mellitus Type 2
- P4828. (S4642).** Think Outside the Box! Not All Hyperammonemia is Due to Liver Disease
- P4829. (S4643).** Sigmoid Diverticulitis Presenting as Pyogenic Liver Abscess
- P4830. (S4644).** A Case of Amatoxin-Induced Acute Liver Failure in Central Massachusetts
- P4831. (S4645).** Adding Insult to Injury: A Case of Chronic Acetaminophen Toxicity in Undiagnosed Autoimmune Hepatitis
- P4832. (S4646).** The Brain-Gut-Liver Axis: A Case Study Perspective on Gut Dysbiosis and Hepatic Encephalopathy in MAFLD
- P4833. (S4647).** Beyond Routine: Challenges in Acute Appendicitis with Gangrenous Perforation and Sepsis Complicated by Hyperbilirubinemia
- P4834. (S4648).** Coil Embolization of Two Branches of the Left Middle Rectal Artery in a Patient With Metabolic-Associated Steatohepatitis (MASH) Having Chronic Hemorrhoidal Rectal Bleed
- P4835. (S4649).** Post-COVID-19 Cholangiopathy: Vigilance and Diligence Required - A Case Report
★ *Presidential Poster Award*
- P4836. (S4650).** Rare Case of Valproate-Induced Hyperammonemic Encephalopathy
- P4837. (S4651).** A Case of Drug Induced Liver Injury: Irish Moss vs Bladderwrack vs Chaparral
- P4838. (S4652).** Complicated Course of Herpes Simplex Virus (HSV) Hepatitis in a Young Female With Systemic Lupus Erythematosus
- P4839. (S4653).** Hepatolithiasis in Hereditary Hemorrhagic Telangiectasia: A Case Report
- P4840. (S4654).** Hepatic Lymphangiomas: A Case Report
- P4841. (S4655).** Semaglutide Shadows: A Rare Glimpse Into GLP-1-Associated Liver Injury
- P4842. (S4656).** An Uncommon Cause in an Uncommon Patient: Budd Chiari Syndrome Unmasking Cardiac Malignancy in an Elderly Male
- P4843. (S4657).** Heterogeneous Tumor Profiles in Hepatocellular Carcinoma: An Example of Late Recurrences With Genetically Distinct Tumors
- P4844. (S4658).** Perplexing “Pseudotumoral” Findings in Acute Alcohol-Associated Hepatitis
★ *Presidential Poster Award*
- P4845. (S4659).** Navigating Diagnostic Challenges: Herpes Simplex Virus as an Uncommon Cause of Acute Liver Failure in a Low-Risk Patient
- P4846. (S4660).** Non-Thrombotic Budd-Chiari Syndrome Secondary to Significant Hepatomegaly
- P4847. (S4661).** A Case of Herbs and Dietary Supplements-Drug-Induced Liver Injury From Unripe Ackee Fruit!
- P4848. (S4662).** A Rare Encounter: *Desulfovibrio fairfieldensis*-Induced Pylephlebitis in a Post-Roux-en-Y Bypass Patient
- P4849. (S4663).** Cholangiocarcinoma Masquerading as Focal Nodular Hyperplasia
- P4850. (S4664).** Navigating Complexity: Overlap of Autoimmune Hepatitis and Systemic Lupus Erythematosus
- P4851. (S4665).** Secondary Syphilis Manifesting as Hepatitis in a Patient With Risk Factors for Metabolic Dysfunction-Associated Fatty Liver Disease
- P4852. (S4666).** A Rare Presentation of CMV Gastritis, Duodenitis, and Colitis in a Patient With Autoimmune Hepatitis on Immunosuppressive Therapy
- P4853. (S4667).** A Rare Case of Banti Syndrome: A Review of Literature
★ *Presidential Poster Award*
- P4854. (S4668).** Lys166Asn HFE Variant Mutation Causing Hemochromatosis
- P4855. (S4669).** The Great Imitator: Syphilis Mimicking Autoimmune Liver Disease
- P4856. (S4670).** Immune Checkpoint Inhibitor (Pembrolizumab) and HSV Hepatitis: A Complex Case in an Immunocompromised Patient
- P4857. (S4671).** A Fatal Case of Alcoholic Hepatitis Complicated by Hemophagocytic Lymphohistiocytosis
- P4858. (S4672).** Late Onset Pompe Disease Masquerading as Chronic Hepatic Injury: A Case Report
- P4859. (S4673).** A Case of Hepatocellular Injury Caused by Anti-3-Hydroxy-3-Methylglutaryl Coenzyme A Reductase (HMGCR) Myopathy
- P4860. (S4674).** A Rare Case of Infliximab Induced Autoimmune Hepatitis
- P4861. (S4675).** Drug-Induced Liver Injury Due to Green Tea Extract
- P4862. (S4676).** Ryzing Liver Failure From Mushroom Coffee
- P4863. (S4677).** Takotsubo Cardiomyopathy Resulting in Hypoxic Hepatitis
- P4864. (S4678).** Hepatosplenic Manifestations of Concomitant COVID-19 Infection and Severe Acute Babesiosis in a Healthy Adult Patient: Causality and Relationships
- P4865. (S4679).** Sarcomatoid HCC: The Freak of TACE
- P4866. (S4680).** Severe Neurological Impairments Due to Marchiafava-Bignami Disease in the Setting of Chronic and Continued Alcohol Abuse and Malnutrition
- P4867. (S4681).** Triple Overlap: A Rare Case of PSC, PBC, and AIH in a Patient With Refractory Liver Disease
- P4868. (S4682).** Acrodermatitis Enteropathica in Liver Cirrhosis
- P4869. (S4683).** Case Study: Community-Acquired Klebsiella Liver Abscess in the Absence of Diabetes Mellitus and Hepatobiliary Disease
- P4870. (S4684).** Rare Case of Drug-Induced Liver Injury Secondary to Benadryl Use

NOTE: All accepted abstracts will appear in the Supplement to the October 2024 issue of the *AJG*. The supplement IDs are listed in parentheses after the poster ID.

POSTER PRESENTATIONS

TUESDAY, OCTOBER 29, 10:30 AM - 4:00 PM

OBESITY

Standard Study

- P4871. (S2103).** Investigation of Combined Effects of Glucagon-Like Peptide-1 Receptor Agonists With Bariatric Procedures for Weight Loss: A Propensity-Matched Multi-Network Study
- P4872. (S2104).** Hidden Burden of Clinical Time Required to Obtain Weight Loss Medications for Patients With MASLD
- P4873. (S2105).** Primary Care Physicians' Experiences of Obesity Counseling and Management in Culturally and Linguistically Diverse Populations
- P4874. (S2106).** Weight Loss After TORe Is Augmented by Nutritionists in an Underserved Patient Population
- P4875. (S2107).** Diagnosis of PTSD or Depression Does Not Affect Longitudinal Weight Loss Outcomes Following Monotherapy With Intra-gastric Balloons or Endoscopic Sleeve Gastroplasty
- P4876. (S2108).** A Comparative Study on Symptomatic Gallstones: The Impact of Rapid Weight Loss From Bariatric Surgery Versus GLP-1 Agonist Treatment
- P4877. (S2109).** Exploring the Metabolic Benefits of Endoscopic Bariatric Therapies: A Network Meta-Analysis
- P4878. (S2110).** Visceral Adipose Tissue Density and Survival in Older Adults with Gastrointestinal Cancers
- P4879. (S2111).** Partnership With An Independent Telehealth Obesity Medicine Program After Endoscopic Bariatric Procedures Improves Weight Loss Outcomes At 12 Months
- P4880. (S2112).** A Single-Center Prospective Study on PTSD and Obesity in the Veteran Population
- P4881. (S2113).** Gender Disparities in the Impact of Bariatric Surgery in Metabolic Associated Steatohepatitis Disease (MASLD) Patients: Propensity Matched Analysis of a Large Multi-Institutional Cohort
★ *Presidential Poster Award*
- P4882. (S2114).** Association of GLP-1 RA Or Dual GIP and GLP-1 RA for Obesity And Gastrointestinal Adverse Events: A Systematic Review
- P4883. (S2115).** The Effects of Endoscopic Gastric Remodeling on Obesity-Related Comorbidities: A Systematic Review and Meta-Analysis
- P4884. (S2116).** Weight Loss Outcomes in High BMI Patients After Endoscopic Gastric Remodeling: A Systematic Review and Meta-Analysis
- P4885. (S2117).** Combination Therapy of Glucagon-Like-Peptide-1 Receptor Agonists and Endoscopic Gastric Plication in Obesity Population: A Meta-Analysis
- P4886. (S2118).** Association Between Congenital Birth Defects and Development of MASH Cirrhosis: Insights From the National Inpatient Sample
- P4887. (S2119).** TORe-B: An Endoscopic Alternative to Revision Surgery for Morbidly Obese Patients Whom Regained Weight After RYGBP
- P4888. (S2120).** Tirzepatide and MASLD: Real-World Outcomes in Patients With Overweight and Obesity
- P4889. (S2121).** Timing of Glucagon-Like Peptide 1 Receptor Agonists Initiation Post-Bariatric Surgery and its Impact on Weight Loss Outcomes
- P4890. (S2122).** Longitudinal Weight Loss Outcomes Following Transoral Outlet Reduction (TORe) in a Minority Patient Population at an Urban Safety Net Hospital

OBESITY

Clinical Vignettes/Case Reports

- P4891. (S4694).** Beyond Weight Loss: Exploring the Complications of Gastric Bypass Surgery - A Case of Gastrocolic Fistula
- P4892. (S4695).** Gastrointestinal Adverse Effects of Dual GLP-1 and GIP Receptor Agonist Used for Weight Loss
- P4893. (S4696).** Twists and Turns: Hematemesis as an Unusual Presentation of Double Internal Herniation Post-Bariatric Surgery
- P4894. (S4697).** Iatrogenic Secondary Kwashiorkor Following Roux-en-Y Gastric Bypass Surgery
- P4895. (S4698).** Esophageal Obstruction Secondary to Severe Gastrointestinal Retention in the Setting of Recent Semaglutide Initiation

PRACTICE MANAGEMENT

Standard Study

- P4896. (S2175).** Rectal Examination Practices Amongst Gastroenterology Fellows and Advanced Practice Providers: A Quality Improvement Study
- P4897. (S2176).** Learner-Driven Hepatology Curriculum Development
- P4898. (S2177).** Inadequate Implementation of Guideline-Directed Smoking Cessation Treatment in Common Gastrointestinal Disorders: Insights From a Learning Health System
- P4899. (S2178).** The Use of Virtual Reality (VR) Based Upstander Training in Gastroenterology Fellowship
- P4900. (S2179).** Gender and Regional Disparities in Editorial Board Composition of Leading Gastroenterology and Hepatology Journals: A Cross-Sectional Analysis
- P4901. (S2180).** Evaluating the Performance of Chat Generative Pretrained Transformer 4.0 in Advanced Medical Standardized Testing With Prompt-Engineered Question Responses and Non-Prompt-Engineered Question Responses
- P4902. (S2181).** The Bamboo Ceiling in Gastroenterology Field: A Systematic Review
- P4903. (S2182).** What Albumin Levels can Tell About a Person: Conclusions From a National Health Survey Questionnaire
- P4904. POSTER WITHDRAWN**
- P4905. (S2184).** Female Representation in GI Fellowships: An In-Depth Analysis With Focus on Regional Variation
- P4906. (S2185).** Use of Large Language Model (LLM) Chatbots for the Generation of Specialized Gastrointestinal Diet Meal Plans: A Pilot Study
- P4907. (S2186).** A National Representation of Patient Perspectives of Digestive Healthcare Among Sexual and Gender Minority Individuals
- P4908. (S2187).** Disparities in the Burden of Digestive Diseases in the Middle East and North Africa (MENA) Region
- P4909. (S2188).** Disparities in Outcomes of Hospitalized Unhoused Patients with Gastrointestinal Malignancy

NOTE: All accepted abstracts will appear in the Supplement to the October 2024 issue of the *AJG*. The supplement IDs are listed in parentheses after the poster ID.

POSTER PRESENTATIONS

TUESDAY, OCTOBER 29, 10:30 AM - 4:00 PM

P4910. (S2189). Improving Internal Medicine Residents Education in the Gastroenterology/Hepatology Inpatient Consult Rotation with the Use of a Clinical Pocket Handbook

P4911. (S2190). AI vs Experts: Evaluating Chat GPT and Gemini in Gastroenterology Board Review Mastery

P4912. (S2191). Examining Political Contributions and Characteristics From Gastroenterologists in the United States

P4913. (S2192). Use of Artificial Intelligence in Gastroenterology: A comparison of ChatGPT, Gemini and Bing systems

P4914. (S2193). Patient Portal Secure Messaging System (Electronic Medical Record Messaging): Perception and Usage Among Gastroenterologists

P4915. (S2194). Artificial Intelligence Showdown in Gastroenterology: A Comparative Analysis of Large Language Models (LLMs) in Tackling Board-Style Review Questions

P4916. (S2195). Chat GPT vs Gastroenterology Providers: Patient Perception of Instructions for Post Endoscopy Diet

P4917. (S2196). The Truth on Twitter and TikTok: An Analysis of the Quality of Social Media Content Across Platforms

P4918. (S2197). Insights on Irritable Bowel Syndrome and Inflammatory Bowel Disease Posts on Social Media

P4919. (S2198). Contemporary Landscape of Medical Technology in Gastroenterology Between 2013 and 2023: State-of-the-Art Scoping Review of the Clinical Evidence Base

P4920. (S2199). Optimizing Efficiency in Endoscopy by Improving Room Turnover Time: A Microsystem Level Approach

P4921. (S2200). Determining the Content of a Foundational Ambulatory Curriculum for Gastroenterology Fellowship

P4922. (S2201). The Gender Scope: Elevating Patient Comfort for Direct Access Procedures

P4923. (S2202). Destination Education: Special Issuance of GI Rotator Passports to Promote Self-Directed Learning on a Busy Teaching Service

P4924. (S2203). Unveiling the COVID-19 Impact: Surging GI Disorders in Elderly Hospital Admissions

P4925. (S2204). The Value of EGD with EUS or ERCP: A Systematic Review and Meta-Analysis

P4926. (S2205). Lost in Translation: ChatGPT's Digestive Dialogue in English vs Spanish

P4927. (S2206). Venture Capital Investments in Gastroenterology from 2012 - 2022: A Window into the Future of Gastroenterology

P4928. (S2207). Perspectives from Black Individuals on Iron Deficiency Anemia and Development of a Patient-Directed Infographic to Reduce Disparities in Evaluation and Management

P4929. (S2208). Bridging Healthcare Gaps: Improving Access to Gastroenterology Services in Hard-to-Reach Areas Using an Integrated Care Approach

★ *Presidential Poster Award*

P4930. (S2209). Quantifying Gender Trends for First and Senior Authorship in Advanced Endoscopy Publications From 2016 to 2023 - A Pooled Cross-Sectional Analysis

P4931. (S2210). Advancements in AI for Gastroenterology Education: An Assessment of OpenAI's GPT-4 and GPT-3.5 in MKSAP Question Interpretation

SMALL INTESTINE

P4932. (S2257). Celiac Disease and Inflammatory Bowel Disease: Characteristics of a Dual Diagnosis

P4933. (S2258). The Effect of Concomitant Inflammatory Bowel Disease on Patients With Celiac Disease

P4934. (S2259). Got Gluten? A Lateral Flow Assay-Based Assessment of Gluten Content in Imported and Domestic Beer

P4935. (S2260). Efficacy and Safety of Latiglutinin In Celiac Disease: A Systematic Review and Meta-Analysis of Randomized Controlled Trials

P4936. (S2261). Celiac Disease and Probiotics: An Analysis of the Quality and Readability of Internet Resources

P4937. (S2262). Trends and Disparities in Peritonitis-Related Mortality in the United States Over Two Decades: Insights From the CDC WONDER Database

P4938. (S2263). Updated Analysis on a Call for Early Wireless Capsule Enteroscopy in Suspected Small Bowel Bleed: A Single Tertiary Care Referral Center Experience

★ *Presidential Poster Award*

P4939. (S2264). Feasibility of Total Small Bowel Enteroscopy Via Double-Balloon Enteroscopy in a US Population

P4940. (S2265). Race and Gender-Based Differences in Healthcare Utilization for Common Gastrointestinal Symptoms Among Veterans

P4941. (S2266). Trends in Mortality, Hospitalization Charges, and Length of Stay for Small Bowel Cancer Patients: A 15-Year Analysis (2005-2020)

SMALL INTESTINE

Clinical Vignettes/Case Reports

P4942. (S4873). Recurrent Lymphoma in the Terminal Ileum

P4943. (S4874). When Celiac Disease Becomes a Crisis

P4944. (S4875). Duodenal Stenosis from Metastatic Squamous Cell Carcinoma of the Cervix From Endoscopic Perspective and Literature Review

P4945. (S4876). Prevalence of Avoidant/Restrictive Food Intake Disorder Among Patients With Newly Diagnosed Celiac Disease

P4946. (S4877). Whipple's Disease: A Rare Endoscopic Appearance of Rare Disease

P4947. (S4878). When Eosinophils Invade: A Case of Eosinophilic Esophagitis and Gastroenteritis With Differential Responses to Therapy

P4948. (S4879). Invasive Adenocarcinoma of the Terminal Ileum Presenting as a Small Bowel Obstruction: A Rare and Challenging Entity

P4949. (S4880). A Case of Primary Small Bowel Volvulus in a Healthy 25-Year-Old Man

P4950. (S4881). A Case of Olmesartan-Induced Enteropathy in Patient With Persistent Watery Diarrhea

P4951. (S4882). Transient Adult Jejunojejunal Intussusception Associated With Hematochezia: A One Patient Experience!

P4952. (S4883). Kluyvera ascorbata Infection in a Patient With Metastatic Duodenal Adenocarcinoma

P4953. (S4884). Abdominal Imaging Versus Tissue Biopsy: A Challenging Case of Abdominal TB

POSTERS
TUESDAY

POSTER PRESENTATIONS

TUESDAY, OCTOBER 29, 10:30 AM - 4:00 PM

- P4954. (S4885).** Peritoneal Calcifications: A Rare Cause of Small Bowel Obstruction
- P4955. (S4886).** Unmasking the Uncommon: Atypical Burkitt's Lymphoma of the Gastrointestinal Tract
- P4956. (S4887).** Plasmablastic Lymphoma of the Small Bowel and Appendix Complicated by Perforation
- P4957. (S4888).** Patient With Recurrent Pneumatosis Intestinalis and Pneumoperitoneum Found to Have Mixed Connective Tissue Disease
- P4958. (S4889).** A Life-Threatening GI Bleed Secondary to Duodenal GIST Requiring Urgent Surgical Resection
- P4959. (S4890).** Stuck Between a Rock and a Hard Place: When Endoscopic Therapy Fails for the Management of Bouveret Syndrome
- P4960. (S4891).** Asymptomatic Ileal Neuroendocrine Tumor: A Case Report and Management Approach
- P4961. (S4892).** Isolated Jejunal Varices: A Hidden Source of Gastrointestinal Bleeding in Patient With Extrahepatic Portal Hypertension and Altered Anatomy
★ *Presidential Poster Award*
- P4962. (S4893).** Eosinophilic Gastroenteritis, An Underrecognized Source of Chronic Diarrhea
- P4963. (S4894).** From SNF to Oncology Clinic: A Patient with Metastatic Duodenal Adenocarcinoma Masquerading as Pancreatic Malignancy
- P4964. (S4895).** Meckel's Diverticulitis-Induced Perforation
- P4965. (S4896).** The Forgotten Segment: A Rare Case of D3 Metastatic Renal Clear Cell Carcinoma
- P4966. (S4897).** A Rare Case of Eosinophilic Ileitis as a Feature of Immunoglobulin A Vasculitis in Late Adulthood
- P4967. (S4898).** Ileal Coccidioidomycosis: A Rare Case of Disseminated Valley Fever in the Terminal Ileum
- P4968. (S4899).** A Rare Case of Duodenal Obstruction Due to Endovascular Aneurysm Endoleak
- P4969. (S4900).** Acute Terminal Ileitis Secondary to FOLFOX Therapy for Stage IIIC Cecal Adenocarcinoma
- P4970. (S4901).** Large Brunner's gland Hamartoma: An Uncommon Etiology of Upper Gastrointestinal Bleeding Treated With Endoscopic Polypectomy
- P4971. (S4902).** More Than Skin Deep: Symptomatic Metastatic Melanoma in the Small Bowel
- P4972. (S4903).** Duodenal Gangliocytic Paragangliomas Presenting in Different Clinical Contexts- A Case Series
- P4973. (S4904).** Kaposi Sarcoma With Diffuse Small Bowel Involvement in a Patient Living With AIDS: A Case Report
- P4974. (S4905).** From Lymphoma to MAC: Uncovering the True Cause of Chronic Diarrhea in an HIV Patient
- P4975. (S4906).** Brunner Gland Adenoma: A Rare Cause of Upper Gastrointestinal Bleeding
- P4976. (S4907).** Marginal Cell Lymphoma: A Rare Presentation of Gastric Outlet Obstruction
- P4977. (S4908).** Mycobacterium Avium Complex Duodenitis: An Unusual Case of Malabsorption
- P4978. (S4909).** Trapped in Transit: A Case of pH Capsule Retention in the Small Bowel
- P4979. (S4910).** Gastroenterologist's Recognition of Rare Adverse Drug Effect Prevents Further Harm in a Patient with Small Bowel Obstruction Due to Lisinopril: A Case Report and Literature Review
- P4980. (S4911).** Crohn's Disease Where it Isn't: Jejunal Lipoma-Induced Intussusception
- P4981. (S4912).** Difficult to Diagnose: A Rare Case of Jejunal Epithelioid Angiosarcoma
- P4982. (S4913).** The Path to Small Bowel Intussusception
- P4983. (S4914).** Tropical Sprue: Diagnostic Considerations of a Rare Disease
- P4984. (S4915).** Suboptimal Screening in Peutz-Jeghers Syndrome: A Case of Duodenal Adenocarcinoma
- P4985. (S4916).** Recurrent Duodenal Stenosis in a Down Syndrome Patient Treated With Lumen-Apposing Metal Stent Placement
- P4986. (S4917).** My Gut Hurts: Thrombotic Microangiopathy or Pheochromocytoma?
- P4987. (S4918).** Infiltrative Monomorphic Epitheliotropic Intestinal T-Cell Lymphoma: A Case Report
- P4988. (S4919).** Thinking Beyond the Colon: A Case of Duodenal Malignancy in a Patient With a Delayed Diagnosis of Lynch Syndrome
- P4989. (S4920).** Duodenal Bulb Adenocarcinoma
- P4990. (S4921).** Mid-Ileal Volvulus Treated With Urgent Small Bowel Resection
- P4991. (S4922).** Acute Mesenteric Ischemia: A Rare and Fatal Complication of Adult Diabetic Ketoacidosis
- P4992. (S4923).** The Rising Prevalence and Challenges in Diagnosis and Management of Small Bowel Neuroendocrine Neoplasms
- P4993. (S4924).** An Unusual Presentation of Peritoneal Carcinomatosis
- P4994. (S4925).** Adult-Onset Henoch-Schonlein Purpura (HSP) With Gastrointestinal Manifestations
- P4995. (S4926).** Successful Multidisciplinary Treatment of Small Bowel Obstruction with Ileal Stricture Resulting in Bowel Perforation in the Setting of Multidrug-Resistant Gastrointestinal Tuberculosis: A Case Report
- P4996. (S4927).** Celiac Disease in the Setting of Chronic Pancreatitis: A Rare Presentation of Celiac Disease in a 76-Year-Old Man
- P4997. (S4928).** The Swirl Sign: An Unusual Case of Obstruction
- P4998. (S4929).** Adrenal Insufficiency in Addison's Disease - A New Potential Pathway for Developing Nonocclusive Mesenteric Ischemia
- P4999. (S4930).** A Rare Case of Submandibular Gland Squamous Cell Carcinoma Metastasized to Small Intestine
- P5000. (S4931).** Superior Mesenteric Vein Syndrome, A Case of Small Bowel Obstruction
- P5001. (S4932).** Pseudomelanosis Duodeni: An Unusual Endoscopic finding
- P5002. (S4933).** Renal Cell Carcinoma: An Unusual Presentation with Melena
- P5003. (S4934).** Recurrent Bowel Angioedema in a Patient With Normal C1 Esterase: A Diagnostic Conundrum
- P5004. (S4935).** Cystic Fibrosis and Recurrent Distal Intestinal Obstruction Syndrome
- P5005. (S4936).** Gastric Heterotopia Causing Intussusception in a Young Adult

POSTER PRESENTATIONS

TUESDAY, OCTOBER 29, 10:30 AM - 4:00 PM

P5006. (S4937). Isolated Collagenous Sprue in an Elderly Female With a New Diagnosis of Celiac Disease

P5007. (S4938). A Spontaneous Submucosal Duodenal Hemorrhage in a Hemophilic Patient

P5008. (S4939). From Gut to Brain: A Case of Ataxia in Middle-aged Women With Chronic Diarrhea

P5009. (S4940). Gut Check: Gastrointestinal Tuberculosis a Potential Mimic of Other Disease

P5010. (S4941). NSAID-Induced Diaphragm Disease on Capsule Endoscopy: A Case Series

P5011. (S4942). Encased! Encapsulating Peritoneal Sclerosis Occurring After Chronic Peritoneal Dialysis

P5012. (S4943). Small Bowel Obstruction a Rare Presentation of an Aggressive High-Grade B Cell Lymphoma: Double HIT Lymphoma

P5013. (S4944). A Rare Case of Metastatic Cervical Cancer Involving the Ileum

P5014. (S4945). Endoscopic Omental (Graham) Patch and Duodenal Ulcer Repair Using a Helical Tack-Based System

P5015. (S4946). Iatrogenic Ileal Perforation: A Case of Migrating Pacing Wires

P5016. (S4947). The Necessity of Personalized Patient Care: One Size/Type Does Not Fit All

P5017. (S4948). T-Cell Lymphoma Presenting as a Small Bowel Obstruction

P5018. (S4949). Celiac Disease Crisis in a Patient of Peutz-Jeghers Syndrome: An Unusual Coexistence

P5019. (S4950). Carcinoid Tumor in the Ampulla: A Case Report

P5020. (S4951). A Rare Manifestation of Celiac Disease: Recurrent Small Bowel Jejunolejunal Intussusception

P5021. (S4952). Duodenum in Distress: A Rare Case of Obstruction From Aortic Aneurysm

P5022. (S4953). CMV Enteritis: A Rare Culprit of Protein Losing Enteropathy in an Immunocompetent Adult

P5023. (S4954). Celiac Disease Presenting as Hypoalbuminemia and Edema in a Postpartum Patient: A Case Report

P5024. (S4955). From Duodenal Discovery to Colonic Connection: Unveiling a Rare Case of Duodenal Mass and Duodeno-Cecal Fistula on Push Enteroscopy

P5025. (S4956). A Rare Case of Sclerosing Encapsulating Peritonitis in a Patient on Peritoneal Dialysis for Three Years

P5026. (S4957). Olmesartan-Induced Enteropathy Resulting in Hypokalemia-Induced Rhabdomyolysis

P5027. (S4958). Incidental Finding of Large Duodenal Lymphangioma: A Rare Occurrence

P5028. (S4959). Clearing the Air: Non-Surgical Management of Pneumatosis in Scleroderma

P5029. (S4960). Hypereosinophilic Syndrome Manifested as Eosinophilic Jejunitis in a Patient Presenting With Mesenteric Adenitis

P5030. (S4961). A Case of Autoimmune Enteropathy Associated With Lymphocytic Colitis

P5031. (S4962). An Unusual Presentation of Duodenal Intussusception Noted During Esophagogastroduodenoscopy

P5032. (S4963). Superior Mesenteric Artery Syndrome Masked by Rheumatological Conditions

P5033. (S4964). A Case of Intestinal Follicular Lymphoma in a Normal Appearing Terminal Ileum and Colon

P5034. (S4965). A Case of Intestinal Mycobacterium *tilburgii* in the Setting of Pancytopenia and Idiopathic CD4 Lymphopenia

P5035. (S4966). Secondary Intestinal Lymphangiectasia Due to Waldenström Macroglobulinemia

P5036. (S4967). Alcohol Induced Enteritis: A Rare Cause of Clostridium *tertium* Bacteremia

P5037. (S4968). A Hidden Carcinoid Tumor Debuting With Persistent, Overt Small Bowel Bleeding: A Three Capsule Endoscopy Case

STOMACH

Standard Study

P5038. (S2324). Predictive Value of Pyloric Distensibility Measurement for Symptomatic Response After Intrapyloric Botulinum Toxin Injection Among Patients With Idiopathic Gastroparesis

P5039. (S2325). Global Prevalence of Subtypes of Gastric Intestinal Metaplasia: A Systematic Review & Meta-Analysis

P5040. (S2326). Trends and Disparities in Peptic Ulcer Disease-Related Mortality Among Adults in the United States: An Analysis of 22 Years

P5041. (S2327). Identifying High-Risk Profiles for Hypomagnesemia in Long-Term Proton Pump Inhibitor Users

P5042. (S2328). The Effect of GLP-1 RA Use on Gastric Emptying and Gastroparesis Symptoms in Patients With Diabetic Gastroparesis: A Systematic Review

P5043. (S2329). A Resident-Led Project to Improve Education and Standardize Post-Procedural Care of Endoscopically Placed Gastrostomy Tubes

P5044. (S2330). Racial/Ethnic Disparities in Gastric Cancer Incidence and Mortality Among Individuals Aged 50 Years and Above: A Population-Based Analysis

P5045. (S2331). The Efficacy and Safety of Vonoprazan-Based Regimens for *Helicobacter pylori* Eradication Treatment: A Systemic Review and Network Meta-Analysis

★ *Presidential Poster Award*

P5046. (S2332). Epidemiologic Features of Gastric Intestinal Metaplasia in Outpatient Endoscopy Centers Across the United States

P5047. (S2333). Artificial Intelligence Applications in Epstein-Barr Virus-Associated Gastric Cancer: A Scoping Review

P5048. (S2334). Risk Factor Prevalence in Gastric Intestinal Metaplasia in a Diverse Urban Population

P5049. (S2335). Interleukin (IL)-32 Changes in Patients With Atrophic Gastritis and Intestinal Metaplasia With Impact of *Helicobacter pylori* Colonization

P5050. (S2336). Co-Occurrence of Lactobacillus With the Strong Biofilm Former of *Helicobacter pylori*

NOTE: All accepted abstracts will appear in the Supplement to the October 2024 issue of the *AJG*. The supplement IDs are listed in parentheses after the poster ID.

POSTER PRESENTATIONS

TUESDAY, OCTOBER 29, 10:30 AM - 4:00 PM

P5051. (S2337). Characteristics of Gastroparesis Clinical Studies Registered in Clinicaltrials.gov -- A Cross-Sectional Analysis

P5052. (S2338). Gastric Varices Mortality Rate Trends the United States: Two-Decade Analysis Based on US Death Certificates

P5053. (S2339). An Assessment of Missed Opportunities in Diagnosing Gastric Pathology Pre-Bariatric Surgery

P5054. (S2340). Effect of PPI Therapy on EGD-Free Interval in Patients With Gastric Antral Vascular Ectasia

P5055. (S2341). New Endoscopic Approaches Versus Conventional Surgical Interventions in the Management of Refractory Gastroparesis: A Network Meta-Analysis

★ *Presidential Poster Award*

P5056. (S2342). Changes in Nutritional Status of Patients With Drug Refractory Gastroparesis After Gastric Electrical Stimulation

P5057. (S2343). Efficacy and Safety of Sintilimab in Patients With Gastric or Gastroesophageal Junction Cancer: A Systematic Review and Meta-Analysis

P5058. (S2344). Young Versus Older Onset Gastric Adenocarcinoma at a Safety Net Hospital

P5059. (S2345). Gastrostomy Among COVID-19 Positive Patients: Did the Procedure Method Influence Complications and Mortality?

P5060. (S2346). Population Characteristics of Gastric Cancer in Rhode Island, From 2014 to 2023

P5061. (S2347). Open Label Efficacy Analysis of Tradipitant in Idiopathic and Diabetic Gastroparesis

★ *Presidential Poster Award*

P5062. (S2348). Exposure-Response Analysis of Open Label Tradipitant in Idiopathic and Diabetic Gastroparesis in Study VP-VLY-686-3301

★ *Presidential Poster Award*

P5063. (S2349). Risk Factors for Intestinal Metaplasia Development and Progression: A Systematic Review

P5064. (S2350). Financial Practicality of Screening for Hereditary Diffuse Gastric Cancer in Patients With Lobular Breast Cancer

P5065. (S2351). GLP-1 RA Use in Patients with T2DM is Associated with Lower Risk of Gastric Cancer: A National Analysis

STOMACH

Clinical Vignettes/Case Reports

P5066. (S5140). Metastatic Lobular Adenocarcinoma Presenting as Gastric Outlet Obstruction

P5067. (S5141). Recurring Nausea and Vomiting Related to Chronic Gastric Ischemia

P5068. (S5142). A Rare Case of Severe Refractory Eosinophilic Gastroenteritis Successfully Treated in a Multidisciplinary Hybrid GI Care Model

P5069. (S5143). Breast Carcinoma With Signet Ring-Like Morphology Presenting as Gastrointestinal Metastasis

P5070. (S5144). A Surprising Case of Gastric Adenocarcinoma Metastatic to Skeletal Muscle

P5071. (S5145). Gastric Plexiform Fibromyxoma Associated With Secondary Hypertension: A Case Report

P5072. (S5146). Bouveret Syndrome: A Rare Cause of Gastric Outlet Obstruction

P5073. (S5147). Steroid Refractory Immune Checkpoint Inhibitor Induced Severe Gastritis Responsive to Infliximab

P5074. (S5148). Gastric Ulcer Exacerbation Secondary to CPAP Induced Gastric Emphysema

P5075. (S5149). Primary Gastric-Body Squamous Cell Carcinoma in the Setting of Untreated *H. pylori*

P5076. (S5150). Gastric Ulceration Induced by Transarterial Chemoembolization in a Patient with Hepatocellular Carcinoma

P5077. (S5151). A Rare Case of Metachronous Gastric Lymphoma and Gastric Adenocarcinoma

P5078. (S5152). A Rare Case of Hiatal Hernia-Induced Gastric Volvulus Resulting in Post-Operative Gastroparesis in a Nonagenarian

P5079. (S5153). Unlocking Relief: Approach to Alleviating Median Arcuate Ligament Syndrome

P5080. (S5154). Management Considerations in a Patient With a CDH1 Pathogenic Variant With a History of Roux-en-Y Gastric Bypass Surgery

P5081. (S5155). Metastatic Urothelial Carcinoma Presenting as Gastric Mass

P5082. (S5156). GI Amyloid: More Than a Heavy Heart

P5083. (S5157). Solitude in the Stomach: A Deep Dive Into Isolated Gastric Amyloidosis

P5084. (S5158). Gastroparesis or Greater: A Case of Masked Adrenal Insufficiency

P5085. (S5159). Eosinophilic Gastritis Associated With Gastric Adenocarcinoma Presenting With Massive Gastric Outlet Obstruction

P5086. (S5160). Gut-Wrenching Discovery: Merkel Cell Carcinoma in the Gastrointestinal Tract

P5087. (S5161). A Case of Gastric Wall Abscess Presenting as Gastric Tumor

P5088. (S5162). A Rare Case of Primary Gastric Tuberculosis: Case Report

P5089. (S5163). Hidden Deficiency: A Case Report on Pernicious Anemia

P5090. (S5164). Renal Cell Carcinoma's Stomach Detour: An Unusual Metastasis

P5091. (S5165). How Low Can You Go? Hypoalbuminemia Secondary to Protein Losing Enteropathy (PLE) in a Post-Gastric Bypass Patient

P5092. (S5166). Endoscopic Management of Gastric Outlet Obstruction Using Hypertonic Saline Solution

P5093. (S5167). More Than Just Bloating: A Case of Gastric Pneumatosis in a Patient With Celiac Artery Occlusion and Diabetic Ketoacidosis

P5094. (S5168). Beyond Gastritis: A Case of Gastric Diffuse Large B-cell Lymphoma Presenting as Acute Pancreatitis

P5095. (S5169). Unveiling the Hidden: Discovering Gastric Adenocarcinoma in Roux-en-Y Anatomy via GG Fistula

P5096. (S5170). A Review of Literature of Gastric Emphysema vs Emphysematous Gastritis: Highlighting the Importance of Differential Diagnosis

P5097. (S5171). Immune Checkpoint Inhibitor-Induced Hemorrhagic Gastritis: Case Report

P5098. (S5172). Sarcina Ventriculi: A Rare Cause of Gastric Ulceration

NOTE: All accepted abstracts will appear in the Supplement to the October 2024 issue of the *AJG*. The supplement IDs are listed in parentheses after the poster ID.

POSTER PRESENTATIONS

TUESDAY, OCTOBER 29, 10:30 AM - 4:00 PM

- P5099. (S5173).** Iron Pill Gastritis: An Under-Recognized Cause of Gastritis
- P5100. (S5174).** Where Did The Balloon Go? A Case of Small Bowel Obstruction Caused by a Displaced Intra-gastric Balloon
- P5101. (S5175).** Primary Localized Gastric Amyloidosis: An Unsuspecting Cause of Upper Gastrointestinal Bleed
- P5102. (S5176).** Peeling Back the Layers: A Case Report of Collagenous Gastritis
- P5103. (S5177).** Rare Side Effect of Metronidazole: Visual Hallucinations
- P5104. (S5178).** A Rare Case of Collagenous Gastritis in Patient Presenting With Gastric Perforation
- P5105. (S5179).** The Silent Band: Laparoscopic Adjustable Gastric Band Erosion as an Incidental Finding During Endoscopy
- P5106. (S5180).** Recurrent CMV Gastrointestinal Disease in an Immunosuppressed Patient With Solid Organ Transplant: Does Undetectable or Low Viral Load Matter?
- P5107. (S5181).** A Case of Reappearance of the Long Lost Spleen
- P5108. (S5182).** Distinguishing Primary Gastric Leiomyosarcoma from a Gastrointestinal Stromal Tumour: A Case Report
- P5109. (S5183).** Plasmablastic Lymphoma With Concurrent Kaposi Sarcoma in an Individual With HIV
- P5110. (S5184).** Chronic Mesenteric Ischemia Presenting With Multiple Gastric Ulcers: A Unique Case
- P5111. (S5185).** Gastric Perforation: An Unexpected Case of DLBCL
- P5112. (S5186).** Pyloric Enigma: Uncommon Manifestation of Gastritis Cystica Profunda
- P5113. (S5187).** Gastric Ulcer Co-Infection With Clostridium Ventriculi and Candida Associated With Gastrointestinal Hemorrhage
- P5114. (S5188).** Mega-Stomach and a Gastric Atony as an Initial Presentation of Systemic Amyloidosis: A Case Report
- P5115. (S5189).** Patient-Centered Decision-Making and Endoscopy Unit Protocols: A Case of a Positive hCG Pre-Endoscopy
- P5116. (S5190).** Candida-Induced Emphysematous Gastritis: A Case Report
- P5117. (S5191).** Acute Necrotizing Gastritis Due to Group A α -hemolytic Streptococcus: A Rare and Fatal Case
- P5118. (S5192).** Gastric Neuroendocrine Tumor Induced by Long-Term PPI Use
- P5119. (S5193).** More Than Just a Variceal Bleed: Multiple Portal Hypertensive Gastric Polyps in a Case of Advanced Cirrhosis
- P5120. (S5194).** An Atypical Presentation of Atrophic Gastritis
- P5121. (S5195).** An Unusual Case of Malignant Gastric Ulcer
- P5122. (S5196).** A Rare Case of Dysphagia as a Herald Sign of Gastric Diffuse Large B Cell Lymphoma
- P5123. (S5197).** An Easily Overlooked Diagnosis: Gastric Linitis Plastica Presenting as Dysphagia
- P5124. (S5198).** Gastrointestinal Stromal Tumor Presenting at Gastroesophageal Junction: Case Report and Diagnostic Implications
- P5125. (S5199).** Gastric Perforation as a Manifestation of Eosinophilic Gastroenteritis: An Exceptionally Rare Occurrence
- P5126. (S5200).** E. histolytica Gastric Infection Superadded to Gastric Adenocarcinoma: An Uncommon Case Report
- P5127. (S5201).** Refractory Abdominal Pain Following Gastric Bypass Due to Persistent Gastric Ulcer
- P5128. (S5202).** Gastric Diverticulitis Imitating an Ulcerated Gastric Neoplasia
- P5129. (S5203).** Exploring Acquired Double Pylorus: Insights From Two Case Studies
- P5130. (S5204).** A Rare Case Report: The Silent Lethality of Mycotic Celiac Artery Aneurysm
- P5131. (S5205).** Boba Tea Blues: An Unexpected Complication of Boba Tea Ingestion
- P5132. (S5206).** A Rare Complication of Percutaneous Endoscopic Gastrostomy Tube Placement With Perforation of the Sigmoid Colon
- P5133. (S5207).** Hidden Hairball Hazard: A Case of Gastric Perforation With Purulent Peritonitis Due to an Insidious Trichobezoar
★ *Presidential Poster Award*
- P5134. (S5208).** Acute Phlegmonous Gastritis Secondary to Oropharyngeal Group A Streptococcal Translocation via the Esophagus
- P5135. (S5209).** A Bizarre Case of a Bezoar - A Hairy Situation
- P5136. (S5210).** The Use of Blenderized Tube Feeds in Gastroparesis to Improve Enteral Feeding Tolerance and Metabolic Parameters
★ *Presidential Poster Award*
- P5137. (S5211).** Gastrointestinal Amyloidosis: An Uncommon Cause of GI Bleeding
- P5138. (S5212).** A Rare Case of Malignant Melanoma With Gastric Metastases

ACG 2024 EXHIBIT HALL

The science and technology of medicine is ever-changing and advancing the practice of gastroenterology. The ACG 2024 Exhibit Hall will showcase these latest advances in technology and therapeutics. More than 170 companies will display and demonstrate their products and services. With the variety of exhibitors expected to participate, there will certainly be displays of interest for all attendees. Exhibiting companies include pharmaceutical manufacturers, medical instrument suppliers, research companies, technology companies, publishers, non-profit organizations, recruiters, and many others.

Immediately following the conclusion of the Postgraduate Course on Sunday, October 27, join colleagues for the ACG 2024 Opening Welcome Reception in the Exhibit Hall from 5:15 pm – 7:00 pm. The reception will feature hors d'oeuvres and refreshments. This casual social gathering will give all attendees the opportunity to explore the Hall, meet with exhibitors, and network and mingle with fellow professionals.

ACG 2024 EXHIBITORS INCLUDE

- 3-D Matrix
- AbbVie
- Abivax
- Acaria Health Specialty Pharmacy
- Actial Nutrition/VSL#3
- Adler Micromed, Inc.
- Advanced Pathology Solutions
- Allied Digestive Health
- Ambu, Inc
- American College of Gastroenterology
- American Neurogastroenterology & Motility Society
- Amgen
- AMN Healthcare
- AnX Robotica
- APFED
- Ardelyx
- AstraZeneca
- Aya Locums
- Banner Health
- Bausch Health Companies Medical Affairs
- Baylor Scott & White Health
- Billings Clinic
- Boston Scientific
- Braintree - A Part of Sebelo Pharmaceuticals
- Bristol Myers Squibb
- Cairn Diagnostics
- CapsoVision, Inc.
- Cardinal Health
- Castle Biosciences
- CDx Diagnostics
- Celltrion Inc.
- ChiRhoClin, Inc.
- Colorectal Cancer Alliance
- ColoWrap
- Commonwealth Diagnostics International, Inc.
- Community Liver Alliance
- CompHealth
- Conmed
- Cook Medical
- CRH Medical - Well Health USA
- Dartmouth Health
- Delta Locum Tenens
- Digestive Care, Inc.
- Echosens North America, Inc.
- Eckert Wordell
- Eli Lilly and Company
- Ellodi Pharmaceuticals
- Endo Surgical Source
- Endo Tools Therapeutics U.S. Corp
- EndoGastric Solutions
- EndoGI-Medical Inc.
- EndoSoft
- EndoSound, Inc.
- Endo-Therapeutics, Inc.
- Epic Physician Staffing
- Era Locums, LLC
- ERBE USA
- Erlanger
- Evoke Pharma
- Exact Sciences Corp
- Ferring Pharmaceuticals
- FoodMarble Digestive Health
- Freenome Holdings Inc.
- FUJIFILM Healthcare Americas Corporation
- Gastro Care Partners
- Gastro Concepts
- Gastro Health
- Gastroenterology & Endoscopy News
- Gastroenterology & Hepatology; The Independent Peer-Reviewed Journal
- Gastroenterology Consultants
- Gemelli Biotech
- Genentech
- Geneoscopy, Inc.
- Genesis Laboratory Management, LLC
- GI Alliance
- Gifthealth
- Gilead Sciences Inc.
- GIQuIC
- Global Medical Staffing
- GRAIL
- Hackensack Meridian Health
- Haemoband Surgical Ltd
- Happitum
- Healio
- HealthWell Foundation
- IFFGD
- Indiana University Health
- Intercept Pharmaceuticals, Inc.
- Interpace Diagnostics
- IntroMedic America, Inc.
- Ipsen Biopharmaceuticals, Inc.
- Ironwood
- Johnson and Johnson
- Kiwi Biosciences
- Konsyl Pharmaceuticals, Inc.
- LABORIE
- Lilly, USA
- LocumTenens.com
- Lucid Diagnostics
- Madrigal Pharmaceuticals
- Mallinckrodt Pharmaceuticals
- Mayo Clinic
- mBIOTA Elemental
- McFarland Clinic
- Medicus Healthcare Solutions
- Medtronic
- Merck & Co., Inc.
- Merit Medical Systems, Inc
- Micro-Tech Endoscopy USA
- Mindset Health
- Modernizing Medicine
- Motilent
- MPLT Healthcare
- Naturlax
- Neptune Medical Inc.
- Nestle Health Science
- Nestle Health Science US Pharma/ Seres Therapeutics, Inc.
- Nextservices
- Northern Health Authority
- Northside Hospital
- Northwell Health
- Novo Nordisk, Inc.
- Olympus America Inc.
- Oplum
- Orphalan, Inc.
- Ovesco
- Owlstone Medical
- PENTAX Medical
- Pfizer Inc.
- Phathom Pharmaceuticals
- Piedmont Healthcare
- Practical Gastroenterology
- PracticeLink
- Prisma Health
- Prometheus Laboratories Inc.
- ProVation
- Provider Solutions & Development
- QUAD A
- Quest Healthcare Solutions
- Redhill BioPharma
- RMEI Medical Education, LLC
- RosmanSearch
- Salix Pharmaceuticals
- Sanofi and Regeneron Pharmaceuticals, Inc
- Sanofi NextGen Immunology
- Sonic Incytes Medical Corp.
- Spatz Medical
- STERIS Endoscopy
- Stryker
- Synapse, LLC
- Takeda Pharmaceuticals U.S.A., Inc.
- Teva Pharmaceuticals, Inc.
- The Permanente Medical Group
- Tidelands Health
- TrueHLTH
- United Digestive
- US Digestive Health
- Vancouver Clinic
- Veterans Health Administration
- Vibrant Gastro
- Virtua Medical Group
- Visbiome
- Weatherby Healthcare
- World Gastroenterology Organisation (WGO)
- Xillium

IN-PERSON EXHIBIT HALL HOURS

Sunday, October 27 3:00 pm – 7:00 pm

• Opening Welcome Reception 5:15 pm – 7:00 pm

Monday, October 28 10:00 am – 4:45 pm

Tuesday, October 29 10:00 am – 4:30 pm



OCTOBER 25-30, 2024 | PHILADELPHIA, PA

Late-Breaking

ABSTRACTS

AGAIN THIS YEAR, for the ACG Annual Scientific Meeting, ACG will consider late-breaking abstracts of high quality clinical research results. ACG will consider extending the program to create a few additional oral presentation slots in response to submissions of great merit and clinical interest.

Please do not resubmit abstracts already considered during the regular 2024 abstracts review process.

Late Breaking Abstract Submission Period Opens
Tuesday, August 13, 2024.

Deadline to submit late-breaking abstracts:
TUESDAY, AUGUST 27, 2024
11:59 pm Eastern Time

bit.ly/latebreaking-abstracts



PHILADELPHIA

ACGMEETINGS.GI.ORG